

MAUI COUNTY PLANTING PLAN

THIRD EDITION



Maui County Arborist Committee

MAUI COUNTY PLANTING PLAN – THIRD EDITION



IT'S ALL ABOUT SHADE!

UH Maui College Science Parking Lot, E. H. Rezens photograph, taken January 2011.

This document has been researched, written and coordinated for the
Maui County Arborist Committee

By

Ernest H. Rezens

*Professor Emeritus Agriculture, University of Hawaii Maui College
Certified Arborist, International Society of Arboriculture
Registered Consulting Arborist, American Society of Consulting Arborists*

September 1, 1991, First Edition
July 20, 1994, Second Edition
December 2000, Second Edition Reprinted
March 9, 2016, Third Edition

MAUI COUNTY ARBORIST COMMITTEE – 2016

Kimberly Thayer, Chair

Heather A. K. Heath, Vice Chair

Jackie Brainard

Casey A. Foster, ISA* Certified Arborist

Alex Haller

William G. Jacintho, ISA* Certified Arborist

William R. Myrter

Jean A. Pezzoli, PhD

Chris Reynolds

Ex-Officio Members

Maui County Corporation Council

Maui County Parks and Recreation Department

Maui County Planning Department

Maui County Public Works Department

Maui County Water Department

Maui County Arborist

**International Society of Arboriculture*

MAYOR'S MESSAGE

ALAN M. ARAKAWA
MAYOR



KEITH A. REGAN
MANAGING DIRECTOR

OFFICE OF THE MAYOR

Ke'ena O Ka Meia
COUNTY OF MAUI – Kalana O Maui

Mayor's Message

I am very pleased to introduce you to the Maui County Planting Plan, 3rd Edition. The Maui County Arborist Committee accomplished a paramount job of updating the Planting Plan, which was the first of its kind in the State of Hawaii and has served as a guide for other Hawaiian counties to follow.

Few authoritative guides are available on the use and care of plants suitable for Hawaii, which – while situated in the tropical zone – experiences many different climates depending on altitude and weather conditions with over 300 native and exotic plants are characterized. Among its many endeavors, the Planting Plan describes trees appropriate for parking lots and streets, suitable turf grass and groundcovers, native and invasive species and irrigation considerations, along with standards for planting, pruning and maintaining trees. The exceptional Tree program is described, as well.

My sincere appreciation to the Maui County Arborist Committee for their work in producing this plan. It's sure to help our county's efforts to encourage the use of Native Hawaiian plants, protect exceptional trees, and beautify our islands.

I hope that you will find this plan an edifying guide to your plant and landscape interests. I know it will be a helpful reference to the various County departments.

Sincerely,

A handwritten signature in black ink, appearing to read "Alan Arakawa".

ALAN M. ARAKAWA
Mayor

ACKNOWLEDGEMENTS

The author wishes to thank the following individuals and organizations for their support and contributions that made possible the publication of the Maui County Planting Plan.

Robert (Bob) Hobdy for his assistance with plant scientific names and characteristics, exceptional tree research, and the Maui County Island maps with planting zones.

Philip Thomas, a former Database Administrator with the Hawaii Ecosystems at Risk project (HEAR), for assisting with plant database storage and formatting chapter tables.

Terry A. Nutt, ISA Certified Arborist, for his assistance with palm and Exceptional Tree data.

Dr. Jean A. Pezzoli for editing this publication.

Maui County Arborist Committee, present and past members, for the support provided.

Sue Kiang, for many years the County's professional staff support to the Maui County Arborist Committee. She was always an invaluable "nonmember" to the committee.

Jan Dapitan, for the administrative support provided the Arborist Committee early on.

Julie Higa, former Maui County Planning Department, for helping with the language and layout of the Maui County Planting Plan, second edition.

Christine C. Andrews, *etc Services & Training*, for her help with the formatting and styling of this third edition.

Chuck Chimera, Maui Invasive Species Committee, for information used to make this an "invasive species free" document.

David Sereda, Chris Hart & Partners Inc., Landscape Architecture and Planning, for doing the graphics.

Kiope Raymond, U H Maui College Hawaiian Studies, and **Lisa S. Raymond**, for reviewing Chapter 9, "Native Hawaiian and Polynesian Introduced Plants".

James Tavares, The Grass Master, for reviewing Chapter 8, "Turfgrass and Groundcovers.

Theresa Valdez, Maui County Clerk's office, for researching the County's archives for council and mayoral actions included in Appendix A, History of the Maui County Arborist Committee.

Members of the following organizations supplied information and support for this project: **Maui Green and Beautiful**; **Maui Association of Landscape Professionals**, **UH Maui College Agriculture and Natural Resources program**; and **UH Cooperative Extension Service Agents for Maui County**.

I wish to thank my wife, **Alene M. Rezens**, for supporting my involvement in this time consuming project.

Many individuals proofread this document. Any errors and omissions are unintentional.

PREFACE

The Maui County Planting Plan (MCP) was prepared by the Maui County Arborist Committee in response to the mandate expressed in Chapter 12.24A of the Maui County Code (see Appendix B, page 201). The Planting Plan is to serve as a guide for government officials, design and landscape professionals, and the public. It provides information on the planting, replanting, care, pruning, preservation, and disposition of Exceptional Trees, trees in general, and other landscape plants in Maui County parks and public rights-of-way.

Periodically Maui County’s annual rainfall has been insufficient to satisfy all of its water needs. Crops are under water stress, grassy fields are brown, stream flows have been in question, and often people are asked to conserve and reduce water consumption. The Maui County Arborist Committee is in full agreement with the Hawaiian statement: *“Hahai nō ka ua i ka ululāau”*. “The rainfall follows the forest”. To this end, the Arborist Committee encourages Maui County, and the general public, to plant more trees and provide them better care. A healthy urban forest will have a positive impact in helping Maui County meet the community’s water needs.

“Greenhouse gas emissions (carbon dioxide, methane, and ozone) in Hawaii surged 23 percent between 1990 and 2005 with busy roadways spewing carbon dioxide into the atmosphere, according to a report released Friday by the University of Hawaii Economic Research Organization.”

“The likely effects of climate change place Hawaii’s ecosystem and economy in a precarious position.”

“... vehicles were the most significant source of emissions growth in the islands over the 15 year span, with an increase of 53%. However, the largest source of emissions in the state was from electrical power production...” – Maui News, page A3, January 31, 2009.

To counter the impact of increased carbon dioxide released in Hawaii, more trees should be planted and given the care they need to reach maturity. Mature trees have a bigger impact on rainfall, absorption of atmospheric carbon dioxide, and improved environmental benefits than do young immature trees. *“The benefits are in the canopy”*; quote from Gordon Mann, RCA 480.

Mature trees, shrubs, hedges, and other landscape greenery are integral elements of the landscape in providing shade, comfort and tranquility, and in defining landscape character. Their beauty enhances the quality of the environment. In an attempt to improve Maui County’s environment, the Arborist Committee is recommending that more trees be planted and provided the care they need to attain maturity to maximize their benefits.

When selecting trees for planting be aware of above and below ground limitations such as hardscapes and power, water, and sewer lines. Match the tree to its planting site.

Trees are an investment and not a cost because individually or collectively trees:

- Provide oxygen that we need to breathe.
- Remove the greenhouse gas carbon dioxide from the atmosphere and convert it into sugar and essential products for tree health and growth.
- Reduce surface temperatures by shading.
- Reduce air conditioning costs by lowering ambient temperatures and by shading buildings and parked cars.
- Trap and filter air particulates.
- Slow down forceful winds.
- Cut noise pollution by acting as a sound barrier.
- Soften outlines of masonry, metal, and glass.
- Reduce soil and water runoff.
- Mitigate peak storm water flow.
- Reduce patient hospital time when in view.
- Enhance a community’s appeal and property value.
- Promote an environment that encourages rainfall and moisture retention,
- Provide habitats and sources of food for wildlife such as birds, butterflies, honeybees, etc.
- Create habitats that harbor a variety of plant pest predators that can keep in check pest population explosions.
- Reduce evaporation of fuel from vehicles parked in their shade.

(Some of the above statements were taken from Clark and Matheny, 2009.)

To achieve the above environmental benefits in Maui County, this edition of the MCPP provides an increased number of planting material choices, some of which are relatively new. Also included are proper tree pruning practices that provide larger canopies for increased shade along streets, in parks, and in parking lots.

As a precaution, some street, park, and parking lot trees produce hard round seeds. Their usage in the landscape requires placement that minimizes one’s liability.

Unlike previous editions of the MCPP, this revised edition excludes post Captain Cook introduced species determined to be invasive by the Hawaii Pacific Weed Risk Assessment protocol. Some included plant species are marked with a single asterisk (*) because their assessment placed them between the “invasive” and “low risk” categories and require further evaluation. As more information is obtained, they will either be eliminated if determined to be invasive or retained if they are a “low risk” to the environment. New species that meet the guidelines will be added in the future.

Wetlands and native bird habitats should be preserved and remain undeveloped.

Although projects funded by Federal and State agencies may not be obligated to follow these guidelines for Maui County, and although landscape architects and landscapers are not

obligated to follow these guidelines for plantings on private property, their projects will impact Maui County residents and environment. Therefore, it is recommended that they consider this document as applying to them as well. If projects include plants not found in this publication, they are urged to request in writing to the Arborist Committee for guidance on what to plant.

Missing from the enclosed list of street trees are fruit trees because falling fruit render them inappropriate for planting along streets. Private property owners may include them in their landscapes without consulting with the Arborist Committee. Although community gardens and edible landscapes are not included in this document, it is not the intention that they be excluded from County property. With the appropriate documentation, the Arborist Committee recommends that such requests be considered.

The Hawaiian language diacritical marks are found in Chapter 9, Native Hawaiian And Polynesian-Introduced Plants. Use them to assist with proper pronunciation and written expression of those plant common names.

During the drafting of the plan, attempts were made to include the most widely accepted taxonomic treatment for the listed species, but some names may have or will change following publication. To consult the latest plant taxonomic treatments, please consult the following websites:

- For non-native plant taxonomy: USDA, ARS, National Genetic Resources Program. *Germplasm Resources Information Network – (GRIN)* [Online Database]. National Germplasm Resources Laboratory, Beltsville, Maryland at: http://www.ars-grin.gov/cgi-bin/npgs/html/tax_search.pl.
- For native Hawaiian plants: Wagner, W.L., Herbst, D.R. & Lorence, D. H. *Flora of the Hawaiian Islands*. Smithsonian Institution, Washington, D.C. at <http://botany.si.edu/pacificislandbiodiversity/hawaiianflora/index.htm>.

Correct planting and post planting care must be provided to assure that trees and other landscape plants grow in a healthy manner to maximize their environmental and aesthetic benefits. To solidify and advance efforts for the establishment and care of trees, shrubs, turfgrass, and ground covers in Maui County, this comprehensive plan has been developed.

It is with great pleasure that the Arborist Committee presents this completely revised third [edition of the Maui County Planting Plan to the people of the County of Maui. A brief history of the activities of the Arborist Committee can be found in Appendix A, page 197.

Literature Cited

- Clark, J. and N. Matheny. June 2009. "The Benefit of Trees." *International Society of Arboriculture Arborist News*. pp 12-18.

TABLE OF CONTENTS

CHAPTER 1. OBJECTIVES, POLICIES, AND PROVISIONS 1

1.1 OBJECTIVES..... 1

1.2 POLICIES 1

1.3 PROVISIONS – GENERAL GUIDELINES..... 4

1.4 PROVISIONS – DEFINITIONS 5

CHAPTER 2. STREET AND HIGHWAY MEDIAN TREE PROGRAM 15

2.1 STREET TREES 15

2.2 HIGHWAY MEDIAN TREES AND PALMS 18

2.3 LITERATURE CITED..... 18

CHAPTER 3. PARK, GREENWAY, AND OPEN SPACE TREE PROGRAM 31

3.1 PARK, GREENWAY, AND OPEN SPACE TREES 31

CHAPTER 4. PARKING LOT TREES 57

4.1 DEFINITIONS 57

4.2 PURPOSE 58

4.3 THE GOAL 60

4.4 PROCEDURES 61

4.5 PARKING LOT TREE DIVERSITY..... 62

4.6 DETERMINING THE SQUARE FEET OF A PARKING LOT SURFACE TO BE TREE SHADED 62

4.7 DETERMINING THE SQUARE FEET OF SHADE THAT PARKING LOT TREES WILL PROVIDE 63

4.8 CALCULATING PERCENTAGE OF PARKING LOT SHADE..... 64

4.9 PARKING LOT PLANTERS..... 64

4.10 PLANTING AND POST PLANTING CARE..... 65

4.11 IRRIGATION 67

4.12 FOLLOW-UP TO INSTALLATION 67

4.13 LITERATURE CITED..... 68

CHAPTER 5. EXCEPTIONAL TREE PROGRAM 87

5.1 POLICIES, PROCEDURES FOR NOMINATION AND DESIGNATION, AND OWNER RESPONSIBILITIES..... 87

CHAPTER 6. POLICIES, PROCEDURES, AND STANDARDS FOR PLANTING, PRUNING, PROTECTING AND MAINTAINING TREES 93

6.1 POLICIES FOR DEVELOPERS AND PROPERTY OWNERS..... 93

6.2 POLICIES FOR PUBLIC UTILITY FIRMS..... 94

6.3 PROCEDURES AND STANDARDS FOR PLANTING TREES 94

6.4 PROCEDURES AND STANDARDS FOR PRUNING TREES..... 99

6.5 PROCEDURES AND STANDARDS FOR POST PLANT TREE MAINTENANCE FOR DEVELOPERS AND ABUTTING PROPERTY OWNERS..... 103

6.6 TREE PROTECTION AT A CONSTRUCTION SITE 105

6.7 MATURE TREE VALUATION & REPLACEMENT AT A CONSTRUCTION SITE 106

6.8 EXAMPLE: TREE VALUATION AND REPLACEMENT AT A CONSTRUCTION SITE 108

6.9 LITERATURE CITED..... 111

CHAPTER 7. SOUND, WIND AND VISUAL BARRIER PROGRAM..... 121

7.1 GENERAL..... 121

CHAPTER 8. TURFGRASS AND GROUND COVERS: TYPES, PLANTING, AND CARE	133
8.1 TURFGRASS AND GROUND COVER GENERAL INFORMATION	133
8.2 PREPARING THE SOIL FOR TURFGRASS AND GROUND COVER PLANTING	134
8.3 TURFGRASS PLANTING	136
8.4 TURFGRASS MAINTENANCE	137
8.5 TURFGRASS TABLE CHARACTERISTICS DEFINED.....	141
8.6 GROUND COVER PLANTING AND MAINTENANCE GUIDE	149
CHAPTER 9. NATIVE HAWAIIAN AND POLYNESIAN-INTRODUCED PLANTS	165
9.1 PURPOSE	165
9.2 ENDANGERED SPECIES	165
9.3 DEFINITIONS	165
9.4 STATE LAW	165
9.5 GENERAL.....	166
CHAPTER 10. IRRIGATION AND WATER CONSERVATION; DROUGHT TOLERANT PLANTS	175
10.1 OVERVIEW	175
10.2 PURPOSE	175
10.3 WATER APPLICATION AND CONSERVATION	175
10.4 SEVEN WATER CONSERVATION PRINCIPLES	175
10.5 WATER APPLICATION	178
10.6 PIPED IRRIGATION SYSTEMS	179
10.7 IRRIGATION MANAGEMENT.....	180
10.8 LOW WATER USE AND DROUGHT TOLERANT PLANTS.....	181
10.9 KEY TO PLANT WATER REQUIREMENTS	181
CHAPTER 11. ALIEN INVASIVE PLANT SPECIES.....	189
11.1 HAWAII-PACIFIC WEED RISK ASSESSMENT.....	189
11.2 INVASIVE HORTICULTURAL PLANTS IN HAWAII: AN OVERVIEW	190
11.3 SUMMARY	195
APPENDIX ENTRIES	197
APPENDIX A. HISTORY OF THE MAUI COUNTY ARBORIST COMMITTEE	197
APPENDIX B: MAUI COUNTY, HAWAII, CODE OF ORDINANCES: TITLE 12 - STREETS, SIDEWALKS, AND PUBLIC PLACES CHAPTER 12.24A - LANDSCAPE PLANTING AND BEAUTIFICATION	201
APPENDIX C: HRS CHAPTER 58 (1 THROUGH 5) ON EXCEPTIONAL TREES.....	207
APPENDIX D: EXCEPTIONAL TREES OF MAUI COUNTY.....	209
PLANT INDEX –LISTING BY SCIENTIFIC AND COMMON NAME.....	215

LIST OF FIGURES, FORMS & EXHIBITS

FIGURE 1-1: MAUI COUNTY PLANTING ZONES – ISLANDS OF LANAI (A) AND KAHOO LAWE (B).....	11
FIGURE 1-2: MAUI COUNTY PLANTING ZONES- ISLAND OF MAUI - WEST	12
FIGURE 1-2: MAUI COUNTY PLANTING ZONES- ISLAND OF MAUI - HALEAKALA & EAST	13
FIGURE 1-3: MAUI COUNTY PLANTING ZONES – ISLAND OF MOLOKAI	14
FIGURE 4-1: PARKING LOT SHADE PLAN.....	69
FIGURE 4-2: CALCULATING PERCENTAGE OF PARKING LOT SHADE	70
FIGURE 4-3: PARKING LOT TREE INSPECTION SHEET.....	71
FIGURE 4-4: PARKING LOT TREE CORRECTIVE ACTIONS DESCRIPTIONS	72
FIGURE 4-5: PARKING LOT TREE INSPECTION SUMMARY SHEET	73
FORM 5-1: MAUI COUNTY ARBORIST COMMITTEE REQUEST FOR EXCEPTIONAL TREE CONSIDERATION	90
FORM 5-2: ACCEPTANCE FOR EXCEPTIONAL TREE STATUS.....	91
FIGURE 6-1: STAKING YOUNG TREES DETAIL.....	112
FIGURE 6-2: TREE PLANTING DETAIL WITH GUYING.....	113
FIGURE 6-3: PALM PLANTING DETAIL.....	114
FIGURE 6-4: DETAILED PRUNING GRAPHIC	115
EXHIBIT 6-1: HAWAI’I GUIDELINES FOR THE MANAGEMENT OF COCONUT PALMS	117

LIST OF TABLES

TABLE 2-1: STREET TREES – SMALL.....	19
TABLE 2-2: STREET TREES – MEDIUM	23
TABLE 2-3: PALMS FOR STREETS AND 10-15 FT. WIDE MEDIANS.....	28
TABLE 2-4: PALMS FOR MEDIANS WIDER THAN 15 FT.	30
TABLE 3-1 PARK, GREENWAY, AND OPEN SPACE TREES – SMALL.....	33
TABLE 3-2: PARK, GREENWAY, AND OPEN SPACE TREES – MEDIUM	42
TABLE 3-3: PARK, GREENWAY, AND OPEN SPACE TREES – LARGE	49
TABLE 3-4: PARK, GREENWAY, AND OPEN SPACE PALM TREES – SMALL.....	53
TABLE 3-5: PARK, GREENWAY, AND OPEN SPACE PALM TREES – MEDIUM.....	54
TABLE 3-6: PARK, GREENWAY, AND OPEN SPACE PALM TREES – LARGE.....	56
TABLE 4-1: PARKING LOT TREES – 15’ SPREAD	75
TABLE 4-2: PARKING LOT TREES – 20’ SPREAD	77
TABLE 4-3: PARKING LOT TREES – 25’ SPREAD	79
TABLE 4-4: PARKING LOT TREES – 30’ SPREAD	83
TABLE 4-5: PARKING LOT TREES – 35’ SPREAD	84
TABLE 4-6: PARKING LOT TREES – 40’ SPREAD	85
TABLE 4-7: PARKING LOT TREES – 70’+ SPREAD	86
TABLE 7-1: SOUND/WIND/VISUAL BARRIERS	122
TABLE 8-1: TURFGRASS.....	147
TABLE 8-2: INTRODUCED GROUND COVERS – POST CAPTAIN COOK.....	151
TABLE 9-1: NATIVE & POLYNESIAN INTRODUCED PLANTS – BY USAGE	168
TABLE 10-1: DROUGHT-TOLERANT PLANTS.....	182

CHAPTER 1. OBJECTIVES, POLICIES, AND PROVISIONS

1.1 OBJECTIVES

- 1.101 Assess the tree carrying capacity of County roads, parks, parking lots, and open space, and plant trees to meet the established capacity.
- 1.102 Plan, grow, install and maintain a continuously expanding urban canopy on County lands with existing County nursery facilities and staff including maintenance, beautification, and nursery personnel.
- 1.103 Stop the loss of trees from the County’s urban forest, but if removal is necessary, replace tree losses per Chapter 6, section 6.6 : Tree Protection at a Construction Site.
- 1.104 Expand the urban canopy to realize the benefits of an urban forest, including shade, oxygen production, wind abatement, and others.
- 1.105 Expand the use of Native and Polynesian introduced plant species to perpetuate the botanical and ethno botanical identity of Maui County.
- 1.106 Develop standards for planting and care of trees, shrubs, turfgrass, and ground covers.
- 1.107 Promote and encourage the planting of trees, shrubs, turfgrass, and ground covers at every opportunity.
- 1.108 Preserve and protect Exceptional Trees for the benefit of future generations.
- 1.109 Establish and install trees and other landscape plants based upon climate, soil conditions, and availability of water as indicated by planting zones on maps for Maui, Moloka’i, Lāna’i, and Kaho’olawe.
- 1.110 Utilize trees and other plant material specified in the Maui County Planting Plan (MCPP) where size, type, characteristics and appropriate planting zones can be found. Chapter tables serve as a guide for the establishment of appropriate trees and plants along streets, in parks, and in areas identified by ordinance, or where regulations require special attention.
- 1.111 Discourage the use of plants that could become a threat to the Hawaiian environment.
- 1.112 These guidelines should be consulted when landscaping streets, parks, single and multifamily housing, commercial properties, and all other developments.

1.2 POLICIES

- 1.201 Maui County should take a leadership role in planting trees along County roads where none exist, replacing missing ones, and to work with abutting property

owners to provide appropriate care to landscapes fronting their property as required by 12.24A.070-E.

- 1.202 When solar and wind energy projects impact required trees, said trees could be relocated elsewhere on the property. If the trees are too old or have problems, young specimens could be planted on the property as their replacements.
- 1.203 County staff, both administrative and line, whose work includes planting and caring for trees and other plantings in parks, along streets, and other public properties, should be provided periodic in-service training to improve and ensure quality work.
- 1.204 The County Arborist should conduct and maintain an urban forest inventory of all trees on County lands using available technology and mapping. Such an inventory should reflect the maintenance trees received or need, whether the planting site is empty and therefore needs to be replanted, and whether tree conditions warrant a removal and replacement. The tree inventory can also be used for making budgetary requests. An additional benefit will be a realization of the net worth in environmental dollars our urban forest provides.
 - 1.204-A The tree inventory, with a summary of work done and areas of need, should be given to the Maui County Arborist Committee and Parks Maintenance Superintendent each year in time for the Department's budget preparation.
 - 1.204-B Tree corrective actions should be identified and reported to Park Department supervisors for appropriate action.
 - 1.204-C Records should be kept current so that tree losses can be reported to the County Nursery for propagation and timely replacement.
 - 1.204-D Mature trees, trees with trunk diameters of eight inches and larger at breast height (fifty-four inches above ground), should receive additional attention and be assessed specially for individual treatment on a manageable schedule.
- 1.205 Annually the Department of Parks and Recreation should assess the inventory of County owned parcels to formulate a plan for the year's landscaping and beautification.
 - 1.205-A The Parks Maintenance Superintendent should direct and coordinate the County's beautification program to landscape and beautify all County parcels, prioritizing by volume of use by County residents and visitors.

- 1.205-B The Nursery Worker II should sketch a plan for each of the identified parcels proposed for planting so that plant propagation and acquisition can be planned accordingly.
- 1.205-C The Arborist Committee should review and make recommendations for new Maui County projects that are inconsistent with the MCPP in accordance with section 12.24A.050 (B).
- 1.205-D As outlined in the County’s job description, the County Arborist should supervise the installation of tree plantings and keep records of progress for annual reporting to the Arborist Committee.
- 1.206 Government agencies should promote the establishment of trees, shrubs, turfgrass, and ground covers where their jurisdictional functions allow.
- 1.207 The general public is encouraged to plant trees on their property as part of their landscape.
- 1.208 The private sector is encouraged to work with government to establish more trees and ground covers in a comprehensive manner.
- 1.209 Anyone can identify, locate, and nominate Exceptional Trees.
- 1.210 The government and general public should be encouraged to preserve and maintain Exceptional Trees.
- 1.211 The Arborist Committee shall provide guidelines for protecting Exceptional Trees.
- 1.212 The County of Maui should promote public and private sector cooperation in establishing street trees, shrubs, turfgrass, and ground covers at the time of development and the proper care required to maintain them.
- 1.213 The County of Maui should promote the use of Native and Polynesian introduced plants wherever and whenever feasible.
- 1.214 The County of Maui should promote the use of drought tolerant plants wherever and whenever feasible.
- 1.215 The County of Maui should promote the purpose and intent of the Maui County Planting Plan (MCPP) in historic districts, special districts, and Special Management Areas.
- 1.216 The Director of Planning should promote the planting of trees within highway medial strips and along County rights of way in accordance with the MCPP guidelines.
- 1.217 The Director of Parks and Recreation is encouraged to promote the establishment of street trees, shrubs, turfgrass, and ground covers in already developed areas.

- 1.218 The Director of Parks and Recreation is encouraged to establish standards and permit processing and procedures for the removal, relocation, or replacement of Exceptional Trees based on the guidelines established by the Arborist Committee.
- 1.219 The Director of Parks and Recreation is encouraged to be responsible for planting adjustments which might be required to provide harmony between landscaping and practicality with other necessary elements within the planting strip. The requirements of utilities and public safety, including street illumination and traffic line of sight, shall be fully considered.
- 1.220 The Director of Parks and Recreation should encourage the planting and proper maintenance of trees, shrubs, turfgrass, and ground covers in County parks and recreational facilities to beautify these areas and enhance the enjoyment of park and facility users.

1.3 PROVISIONS – GENERAL GUIDELINES

- 1.301 In carrying out the planting plan, we recommend preserving Maui County’s physical beauty and historical sites.
- 1.302 All developers of residential subdivisions of four (4) or more lots are required to include in County-owned planting strips appropriate street trees, turfgrass, and ground covers as well as temporary or permanent irrigation for such in their plans.
- 1.303 The property owners’ obligation is to maintain the tree(s) (excluding pruning and spraying) and turfgrass in the planting strip fronting the property per 12.24A.100 (B) of the Maui County Code.
- 1.304 Developers are required to include a minimum of one street tree per lot. It is suggested that large lots with long planting strips have more than one street tree. The distances between trees should not be closer than the mature radii of the two adjacent trees plus ten feet for maintenance. Restrictions such as distances from drive ways, fire hydrants, intersections, etc., and requirements for utilities should not be sacrificed.
- 1.305 Approved root barriers to encourage deep rooting and discourage lifting of road pavements and sidewalks and buckling of curbs should be used for trees in planting strips and wherever else such damage will occur.
- 1.306 It is suggested that developers retain trees eight inches and larger in diameter (minus the bark), measured at 54 inches above ground, as part of the finished landscape. If mature trees cannot be saved, it is recommended that they be replaced with young specimens in number to equal or exceed the environmental

benefits of the mature trees. See Chapter 6, sections 6.6:Tree Protection at a Construction Site, 6.7:Mature Tree Valuation & Replacement at a Construction Site and 6.8:Example: Tree Valuation and Replacement at a Construction Site beginning on page 105 to use as a guide.

- 1.307 When the planting strip is between the sidewalk and roadside curb, developers are recommended to include a capped 2-inch minimum, schedule 40, PVC pipe sleeve under sidewalks and driveways to facilitate installation of an irrigation system in the public planting strip by the abutting property owner. The number, length, and location of sleeves per lot should be such as to accommodate an irrigation system(s) for the trees and other plantings by the abutting property owner.
- 1.308 In addition to the lists of official plant material in the Maui County Planting Plan (MCP), everyone shall have full use of the wide variety of new plant imports in an effort to develop new and better landscapes for the beautification of private property. However, prior to importing new plants into Maui County, questions about their invasiveness or ability to spread and become weedy, can be submitted by contacting the Maui County Arborist’s Committee.
- 1.309 To use trees and other plants in landscapes that are not in the MCP written requests should be made to the Arborist Committee.
- 1.310 Exceptional Trees are to be cared for by their owner and preserved so that their beauty can enhance the quality of life in Maui County.

1.4 PROVISIONS – DEFINITIONS

- 1.401 When used in this planting plan, the following words, phrases, and their definitions shall apply, unless the context clearly indicates otherwise:
- 1.401-A Bubbler: Irrigation head that water bubbles out and causes directed watering to an area such as a tree’s watering basin.
- 1.401-B Exceptional Tree List: A list of Exceptional Trees in accordance to Sections 12.24A.030C.8 of the Maui County Code.
- 1.401-C Hardscape: Asphalt, concrete, and other hard surfaces used as part of a landscape.
- 1.401-D Irrigation Drip System: An irrigation system that conserves water by applying it where it is needed through plastic tubing. Systems often require an inline filter and a pressure regulator.
- 1.401-E Large Crown Shade Trees: All trees (not species specific) whose crown equals or exceeds the “Expected Mature Spread” in feet as listed in the “Parking Lot Trees” tables.

- 1.401-F Maui County Arborist Committee: A committee created by Chapter 12.24A.030 of the Maui County Code which is comprised of nine members, who are residents of the county with professional or other interests in landscape beautification. In addition, there are six non-voting, ex-officio members to provide technical guidance.
- 1.401-G Parking Lot Planter Definitions
- Continuous Planter: An in-ground planting area along property lines, or along entrance or exit roads, or in front of a single row of parking stalls, or between a double row of parking stalls.
 - End Planter Island: A planter that is parallel with parking stalls. It is installed at the beginning and/or end of a double or single row of parking stalls.
 - Tree Well/Planter: In-ground planters of various shapes dispersed throughout a parking area for the purpose of growing shade trees and other landscape plants. They are usually edged by concrete or asphalt curbing.
- 1.401-H Planting Strip: That portion between the curb line or pavement of a street and the adjacent property line intended for landscape plantings and use by pedestrians; including any setback area acquired by the County for road widening purposes.
- 1.401-I Root Barrier: Various synthetic products used to deflect tree roots from impacting with, and causing damage to, hardscapes and underground utilities.
- 1.401-J Stream Head: An irrigation head used to water the surface of a planted area. Water comes out in streams, as opposed to a spray, making for less wind deflection. It is used primarily for ground covers, turfgrass, and shrubs where surface roots are common.
- 1.401-K Street: The entire area between opposite property lines of a way, publicly owned and maintained, and used for the public purpose of vehicular or pedestrian travel or any private way which for more than five years has been continuously used by the public.
- 1.401-L Street Tree: Any tree planted or growing within the rights-of-way of all streets, avenues, roads, or highways under the jurisdiction of the County of Maui.
- 1.401-M Tree: Any woody plant usually having a single trunk and eventually attaining a height of at least 15 feet.

1.401-N Tree and Other Plant Characteristics Defined.

- Crown Density: Concentration of leaves.
 - Open: Permits lots of light through.
 - Medium: Permits some light through.
 - Dense: Permits little light penetration.
- Deciduous: Plants will drop leaves all year long even if marked with a “no.” If a season is shown, this is the time when the bulk of leaves fall in preparation for flowering and new leaves.
- Elevation:
 - Low - Sea level to 1000 feet elevation.
 - Medium - 1000-3000 feet elevation.
 - High - Higher than 3000 feet elevation.
- Expected Mature Height: A tree’s expected height in feet at maturity.
 - Small trees: Trees expected to grow 15-20 feet tall, have an expected mature spread between 15-20 feet, and have minimal surface roots. They are suitable for planting in two or more foot wide plantable spaces, under power lines, and have limitations imposed by utilities. Root barriers are required.
 - Medium trees: Trees expected to grow 21-35 feet tall, have an expected mature spread between 21-35 feet, and have a moderate amount of surface roots. They are suitable for planting in 3.5 feet or wider plantable spaces. Approved root barriers are required.
 - Large trees: Trees that are expected to grow more than 35 feet tall and expected to have more than a 35 foot spread at maturity. They are suitable for planting in parks and other expansive grounds where large to majestic size and shade are desirable. If streets or highways have plantable spaces 40 feet or wider, a large tree can be planted at a distance of 30 feet inside of the curb or street pavement. These trees should not conflict with power lines and underground utilities. Approved root barriers may not be needed if surface roots are not a problem in parks and very wide planting strips. Large trees can be planted in parking lots to provide shade under specific conditions. See Chapter 4, Parking Lot Trees for guidelines.
- Flower Color: A description of flower color.

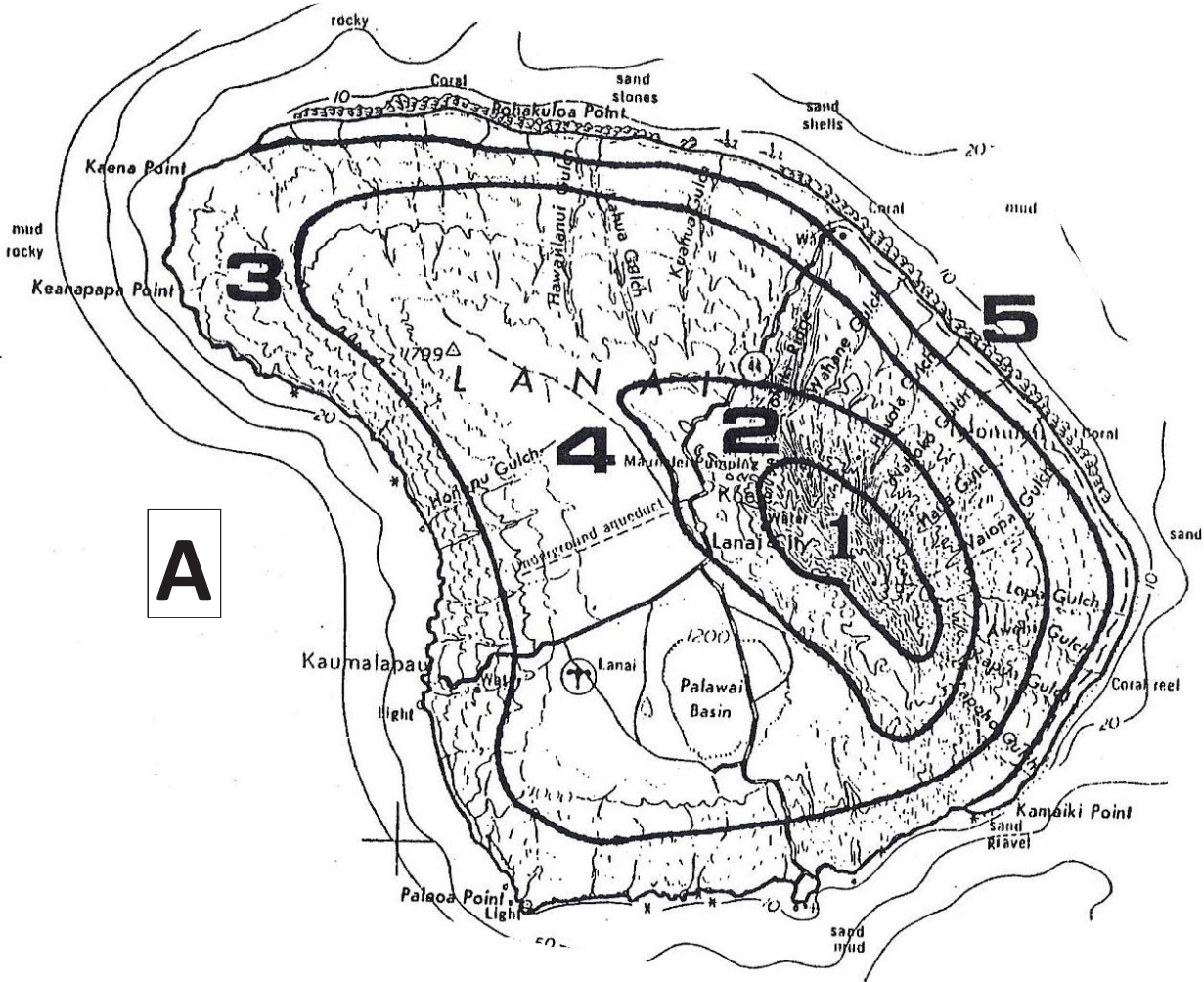
- Foliage Color: Color of leaves.
 - Green/red means the leaves are green and red.
 - Green, red means some plants have leaves that are green and other plants have leaves that are red.
- Growth Habit:
 - Upright: Plants with strong apical dominance. Trees display a vertical upright appearance, e.g., Cook pine and Eucalyptus.
 - Upright/Round: Strong apical dominance and forms a rounded appearance, e.g., breadfruit, rainbow shower, and pink tecoma trees.
 - Round: Weaker apical dominance. Lateral branches develop early to give a round shape. Prune to encourage vertical growth and a canopy above, e.g., Hong Kong Orchid, fern tree and plumeria.
 - Spreading: Forms an umbrella canopy, e.g., monkeypod and royal poinciana.
- Growth Rate: Depends on plant’s environmental conditions and maturity; denotes rapidity of growth.
 - Slow
 - Medium
 - Fast
- Intrusive Roots: Roots will affect sidewalks, street curbs, and road pavement. Trees with intrusive roots cannot be planted in typical 3-4 foot planting strips without using an approved root barrier. Deep watering encourages deep rooting. Trees listed as not having intrusive roots may develop such roots if provided only shallow watering or planted in compacted or rocky soil with limited aeration.
- Maintenance Requirements: Indication of need for rubbish pick up.
 - Low
 - Medium
 - High

- **Planting Zones:** A matured plant will grow naturally in the zones indicated. These plants may be successfully grown in drier and hotter zones if they receive supplemental irrigation or shade. These extensions to the normal growing zones are indicated within parentheses, e.g., Zone 1, (3), 4 (see the following pages of island maps for planting zones).
 - Zone 1 -Wet areas. Windward part of Island.
 - Zone 2 -Cool, dry areas in higher elevations (above 1000 feet).
 - Zone 3 -Low, drier areas that are warm to hot.
 - Zone 4 -Lower elevations that are wetter due to proximity to mountains.
 - Zone 5 -Salt spray zone in Coastal areas on the windward side.
- **Poisonous:** Plants that are toxic to humans.
- **Propagation:** How plants can be multiplied.
 - Division - separation of mother plant into smaller clumps.
 - Stolons - use of soil surface stems.
 - Layers - air or ground layering for stem rooting.
 - Cuttings - use of stem or root pieces.
 - Seeds - flower propagules.
- **Producing Fruit and Nuts:** Plants with messy fruit, pods and nuts are marked with a “yes.” Plants with seeds or pods that are not messy are marked with a “no.”
- **Rubbish:** All plants will produce some rubbish. This category indicates fruit, flowers, or leaves that fall.
 - Yes: Rubbish may be offensive.
 - Moderate: Some rubbish, but tolerant.
 - No: Rubbish produced is not offensive.
- **Salt Tolerance:**
 - Sensitive: Sensitive to salt spray. Plant far from ocean.
 - Moderate: Needs protection from salt spray. Plant behind hedges and buildings when along coastal areas.
 - Tolerant: Tolerant of salt spray.
- **Shade Tree:** All trees promote some shade. This rating indicates a shade area due to a canopy of leaves. Palms are not considered to be shade trees.

- **Shade Tolerance:**
 - Poor: Very low tolerance of shade.
 - Medium: Somewhat tolerant of shade
 - Good: Tolerant of shade.
 - High: Very tolerant of shade.
- **Spacing:** The center to center distance between plants.
- **Spread:** A tree canopy’s diameter in feet.
- **Time of Flowering:** This may vary depending on temperature, day length, elevation, watering, etc., where Sp=Spring, Su=Summer, Fa=Fall, Wn=Winter.
- **Water Requirements:** Plants need the amount of rainfall indicated. When they are grown in areas providing less than their required rainfall, supplemental irrigation will be necessary. For plant species where this is possible, the designated water requirement is extended to a drier category and is indicated within parentheses, e.g., (dry) med-wet.
 - Dry: Less than 20 inches of rain per year. Plants will need more than 20 inches of rain per year until they become well established. Matured plantings with this characteristic will tolerate this low rainfall.
 - Medium: 20-40 inches of rain per year.
 - Wet: More than 40 inches of rain per year.
- **Wind Tolerance:**
 - Poor: Does not grow well without protection from strong winds.
 - Medium: Tolerant of wind. Some wind training may be evident.
 - Good: Tolerant of wind. Protection from wind at planting will help tree to become established faster.

1.401-O **Water Basin:** The area, usually four feet in diameter, surrounding a newly planted tree and formed by mounding a six inch high berm of onsite soil. The basin collects water for tree irrigation.

FIGURE 1-1: MAUI COUNTY PLANTING ZONES – ISLANDS OF LANAI (A) AND KAHOO LAWE (B)



Zone Legend:

- #1 – Wet areas. Windward part of Island
- #2 – Cool, dry areas in higher elevations (above 1,000 feet)
- #3 – Low, drier areas that are warm to hot
- #4 – Lower elevations that are wetter due to proximity to mountains
- #5 – Salt spray zone in coastal areas on the windward side

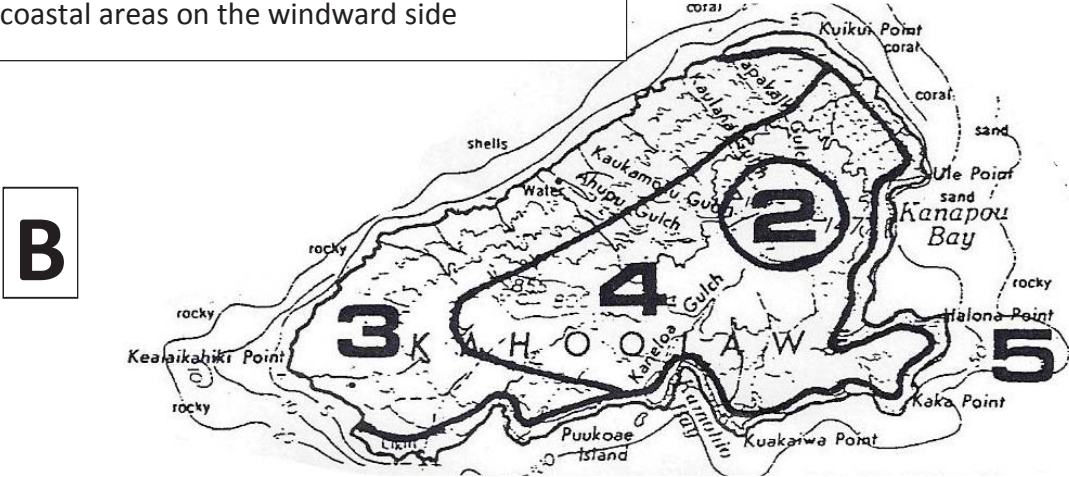
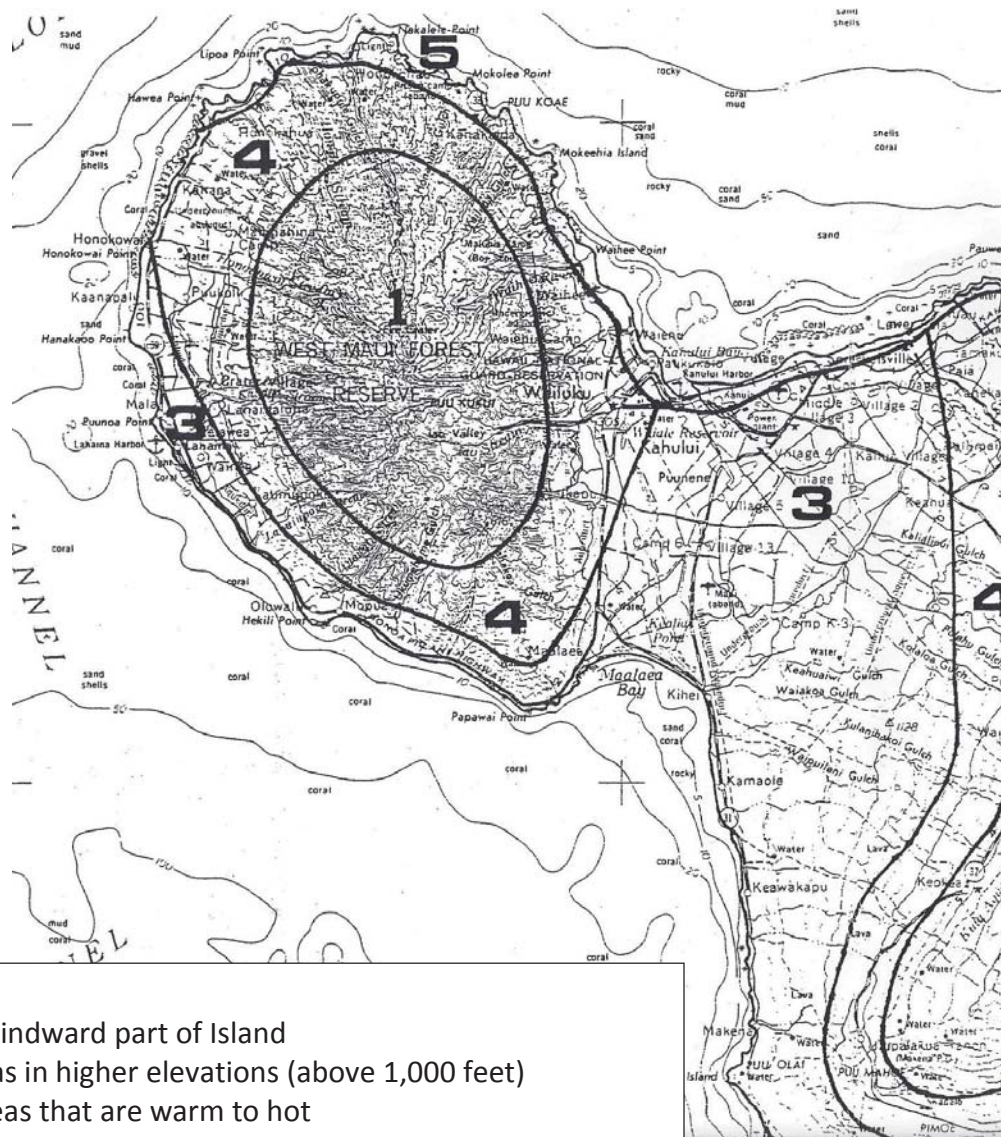


FIGURE 1-2: MAUI COUNTY PLANTING ZONES- ISLAND OF MAUI - WEST



Zone Legend:

- #1 – Wet areas. Windward part of Island
- #2 – Cool, dry areas in higher elevations (above 1,000 feet)
- #3 – Low, drier areas that are warm to hot
- #4 – Lower elevations that are wetter due to proximity to mountains
- #5 – Salt spray zone in coastal areas on the windward side

FIGURE 1-2: MAUI COUNTY PLANTING ZONES- ISLAND OF MAUI - HALEKALA & EAST

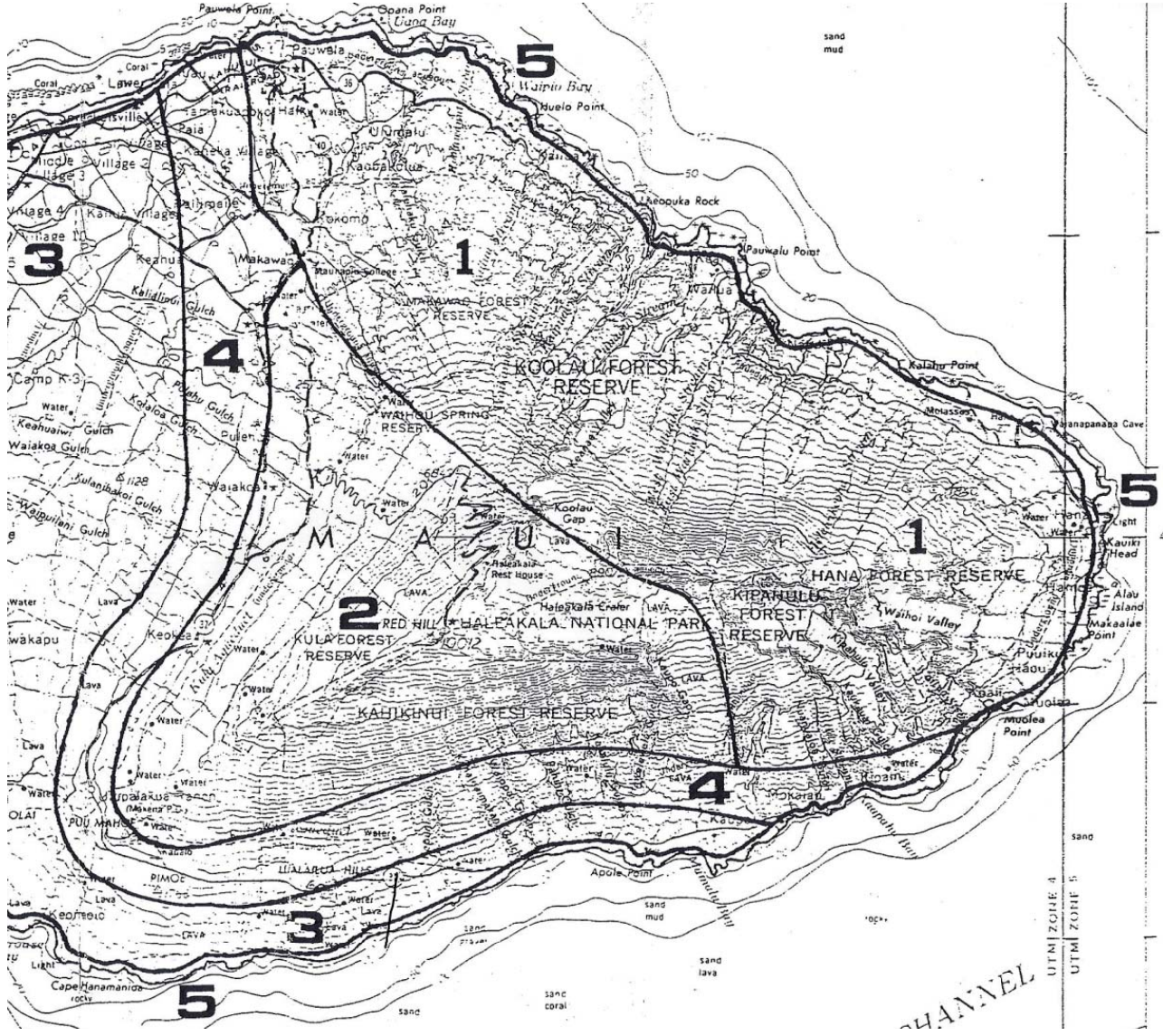
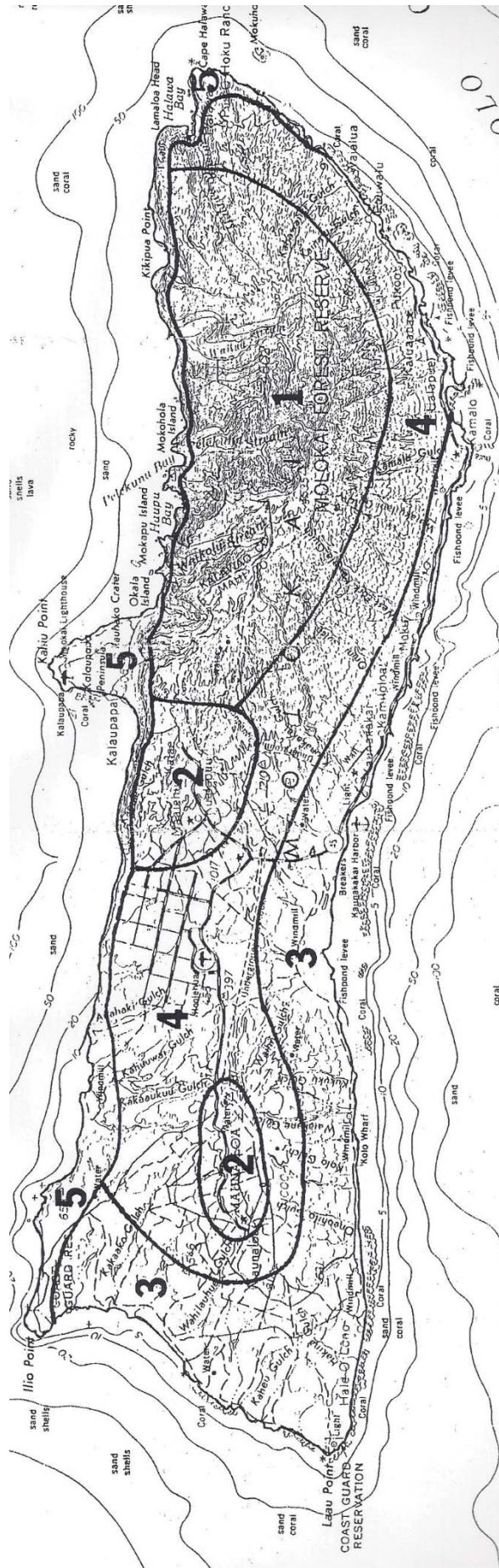


FIGURE 1-3: MAUI COUNTY PLANTING ZONES – ISLAND OF MOLOKAI



Zone Legend:

- #1 – Wet areas. Windward part of Island
- #2 – Cool, dry areas in higher elevations (above 1,000 feet)
- #3 – Low, drier areas that are warm to hot
- #4 – Lower elevations that are wetter due to proximity to mountains
- #5 – Salt spray zone in coastal areas on the windward side

CHAPTER 2. STREET AND HIGHWAY MEDIAN TREE PROGRAM

2.1 STREET TREES

- 2.101 The Street Tree Program for planting or growing trees within the rights-of-way of all streets, avenues, roads, or highways under the jurisdiction of the County of Maui has made Maui County the oldest known “Tree City USA” in Hawaii.
- 2.102 The Street and Median Tree tables are a collection of trees selected for their appropriateness and beauty when planted within public rights-of-way under specific site conditions. Emphasis is placed on outstanding characteristics of growth habit, foliage display, flower color, hardiness, and general adaptability.
- 2.103 As defined in Chapter 12.24A.020, of the Maui County Code, *Street trees* mean all trees planted or growing within the right-of-way of all streets, avenues, roads, or highways under the jurisdiction of the county.
- 2.104 Research has shown that roads planted with street trees cause drivers to travel at reduced speeds. (Rosenblatt Naders, et al., 2006)
- 2.105 Planting street trees provides shade to sidewalks, roads, and roadside parked vehicles. To provide adequate shade, street trees must receive the required care to develop a spreading canopy, but within the constraints of public safety.
- 2.106 The requirement of one tree per lot shall be met by planting and maintaining a street tree in the public right of way in front of each lot.
- 2.107 A long continuous planting strip configuration is ideal for planting street trees because their roots will share the common growing space.
- 2.108 For lots with long frontages, such as in agriculture subdivisions, one street tree shall be planted for each 100 feet of frontage, or part thereof. For example: plant one tree for a 100 foot frontage and two trees for a 125 foot frontage. Allow ten feet or more between the tree’s “expected mature spread” for maintenance. These trees shall be planted within the public right of way and distributed along the roadway as evenly as possible. In no case shall the tree count be less than one tree per lot.
- 2.109 Within the public right of way, approved root barriers at least 24 inches wide and covering a distance of 20 linear feet should be centered on each tree to protect underground utilities and hardscapes such as sidewalks, curbs, walls, etc. Installation of root barriers should be in compliance with the manufacturer’s guidelines. Root barriers are not to encase tree roots in a circular manner resembling a planting container because this reduces tree stability. Root barriers may eventually need to be replaced as they age or roots undermine.

- 2.110 Within private property, any wall or hardscape constructed or repaired adjacent to a public right of way where a street tree is planted, or will be planted, that property owner should take the responsibility to install an approved root barrier in conformance with manufacturer’s guidelines. If at all possible, architects and developers should inform the abutting property owner of the benefits from installing a root barrier. If at all possible, the Maui County Arborist should be contacted prior to commencing work to avoid causing damage to any existing street tree. The intent of this recommendation is to avoid conflict between publicly owned trees and private property.
- 2.111 To encourage a variety of plant pest predators, and to avoid the negative effects of a monoculture where just one type of tree is planted, streets will be planted with trees from different genera in compliance with the paragraphs below.
- 2.111-A For subdivisions of four or more lots, each street should be planted with trees belonging to three different genera. The genera selected are at the discretion of the landscape architect but should be from the tables at the end of this chapter.
- 2.111-B The number of trees on a street belonging to the same genus and providing the dominant “theme” should not exceed 60% of the total tree count for that street. The number of trees belonging to the second and third genera should be close to, if not equal to, 20% each of the total tree count for that street.
- 2.112 In the “Street Trees – Small” and “Street Trees – Medium” tables at the end of this chapter, tree scientific names are provided. For example, in the scientific name *Bauhinia binata*, Bauhinia is the tree’s genus (genera for plural) and binata is the tree’s species. (Note: In scientific nomenclature the word “species” is now changed to “specific epithet”. For the sake of simplicity, however, the word “species” will be used for the second part of a plant’s scientific name.)The tree mix will be based on using specimens from different genera. In this example, the required percentage of street trees belonging to the genus Bauhinia will be planted. These Bauhinia trees may all belong to one species or different species. Some Bauhinia species are: binata, blakeana, variegata, etc. But they all belong to the genus Bauhinia. Locating trees belonging to the same genus, such as Bauhinia, is easily done by referring to the “Plant Index” in the back of this book where trees are listed alphabetically by genus as well as common names. Therefore, trees with the same genus will be grouped together.

2.113 An example of a street tree mix for a street requiring 60 trees:

Tree Count	Tree Genera Selected
60% of 60 = 36	Tabebuia (36 trees with the genus Tabebuia will be planted.)
20% of 60 = 12	Colvillea (12 trees with the genus Colvillea will be planted.)
20% of 60 = 12	Bauhinia (12 trees with the genus Bauhinia will be planted.)

2.114 Trees belonging to the various genera should be comingled along the street to avoid grouping.

2.115 Even though street trees listed in the tables at the end of this chapter are small and medium in size, larger specimens can be planted under certain conditions.

2.115-A Planters need to be, at a minimum, eight feet in width.

2.115-B Planters need to have, at a minimum, an area as listed in the Parking Lot Trees tables for that particular species. A larger area for those with “intrusive roots” is recommended.

2.115-C Planters have a continuous root barrier along the inside of a circular planter and a length equal to twice the tree’s mature spread in feet when along continuous hardscapes such as along a street.

2.115-D Trees are maintained to provide traffic clearance.

2.115-E After tree establishment, provide deep rather than shallow watering to encourage deep rooting.

2.116 Because palm trees are not considered to be street shade trees, they cannot be counted as satisfying the one tree per lot requirement. However, they may be planted along streets where shade trees are inappropriate and/or used as an accent or complement to a design. Appropriate palms for planting in the above situations are found in Table 2-3: Palms For Streets And 10-15 Ft. Wide Medians on page 28 and in Table 2-4: Palms For Medians Wider Than 15 Ft. beginning on page 30.

2.117 For clarification of tree characteristics and planting zones in the tables at the end of this chapter, please see the Chapter 1 topic, “Tree and Other Plant Characteristics Defined” on page 7.

2.118 Plants with a single asterisk (*) next to their scientific name in Table 2-1, Table 2-2, and Table 2-3 at the end of this chapter are currently being evaluated by the Hawaii Pacific Weed Risk Assessment (HPWRA) protocol. If they are found to be invasive at a later date, they will be removed from this list of plants appropriate for planting in Maui County.

- 2.119 Plants with a double asterisk (**) next to their scientific name were designated as being invasive using the HPWRA protocol. Because they have fulfilled their potential for invasiveness and occupy mainly lower elevation areas, they are considered as “okay to plant”. Only kukui, *Aleurites moluccana*; noni, *Morinda citrifolia*; and milo, *Thespesia populnea*, fall into this category.

2.2 HIGHWAY MEDIAN TREES AND PALMS

- 2.201 When highway medians are used with a planting space of 10 to 15 feet in width, small trees and/or palms included in tables at the end of this chapter should be planted. Bushes and groundcover should also be considered as part of the landscape.
- 2.202 Both small trees and palms shall be planted at intervals equal to their “expected mature spread” in feet, as shown in Table 2-1 and Table 2-3, plus 10 feet on both sides for maintenance.
- 2.203 When highway medians are used and they provide a planting space larger than 15 feet in width, they should be planted with medium shade trees and/or palms provided that their canopies are above, or do not interfere with, traffic. These trees and palms should be planted at intervals equal to their “expected mature spread” in feet, as shown in Table 2-2 and Table 2-4, plus 10 feet on both sides for maintenance.
- 2.204 Trees and palms planted within medians should take into consideration “line of sight”.
- 2.205 An irrigation system, including controllers with rain sensors and automatic shut offs, is recommended for the median landscaping. See Chapter 10, “Irrigation and Water Conservation; Drought Tolerant Plants” for more information.
- 2.206 Twenty feet long by 24 inches wide root barriers, centered where trees (not palms) are planted, are required along both sides of median curbs. They are to be installed in conformance with the manufacturer’s guidelines.

2.3 LITERATURE CITED

Rosenblatt Naders, J., B. S. Kweon, and P. Maghelal. 2006. “The Street Tree Effect and Driver Safety.” ITE Journal on the web/February 2008. Transportation Research Board 85th Annual Meeting, July 27, 2006.

TABLE 2-1: STREET TREES – SMALL

TABLE 2-1: STREET TREES SMALL

Require two feet or wider plantable spaces, a minimum of 16 square feet, and approved root barriers.

Water requirements: Categories in parentheses are too dry for plant natural survival. Additional water is required to satisfy plant needs. **Zones:** Numbers in parentheses need site modification for good plant growth. **HPWRA designations:** *=EVALUATE; **= OVERRIDE (only kukui, noni and milo). **Endangered species** are denoted with ***.

Genus species (Family) Common name(s)	Expected mature height (ft)	Expected mature spread (ft)	Crown density; Growth habit	Growth rate; Shade tol.	Wind tol.	Salt tol.	Intrusive roots	Flower color; Time of flwr	Water requirements; Poisonous	Fruit or nuts; Deciduous	Rubbish; Maintenance	Elevation	Planting zone(s)
Bauhinia hookeri (Fabaceae) alibangbang	20	15	med; upright; round	slow; poor	good	mod	no	white/red SpSuWn	(dry) med;	fruit/nuts nondecid.	no rubbish; low maint.	med	1,2,(3),4,(5)
Tournefortia argentea (Boraginaceae) beach heliotrope, tahinu	15	15	dense; round	med; poor	good	tol	no	white SpSuFaWn	dry-med;	none nondecid.	no rubbish; med maint.	low	3,4,5
Conocarpus erectus (Combretaceae) buttonwood, silver buttonwood	20	20	dense; round	med; poor	good	tol	no	inconspic.	dry-med;	none nondecid.	no rubbish; low maint.	low-med	3,4,5
Ceratonia siliqua (Fabaceae) carob	20	20	med; upright; round	med; poor	good	mod	no	inconspic.	dry-med;	fruit/nuts nondecid.	low (fruit); low maint.	low-med	2,3,4
Lagerstroemia indica (Lythraceae) crape myrtle	15	10	open; upright	fast; poor	med	mod	no	pink, white SpSu	(dry) med-wet;	none nondecid.	no rubbish; low maint.	low-med	1,2,(3),4,(5)
Cordia sebestena (Boraginaceae) kou haole	20	15	dense; upright; round	med; med	good	mod	no	red/ orange SpSuFa	dry-med-wet;	fruit/nuts nondecid.	low (fruit); med maint.	low-med	1,3,4,5
Diospyros sandwicensis (Ebenaceae) lama NATIVE (ENDEMIC)	12	15	dense; spreading	slow; poor	good	sens	no	inconspic.	dry-med;	none nondecid.	no rubbish; low maint.	low-med	2,3,4
Tabebuia impetiginosa (Bignoniaceae) lavender trumpet	15	15	med; round	med; med	med	sens	no	purple (dark) SpSu	dry-med;	none nondecid.	no rubbish; low maint.	low-med	3,4

TABLE 2-1: STREET TREES SMALL

Require two feet or wider plantable spaces, a minimum of 16 square feet, and approved root barriers.

Water requirements: Categories in parentheses are too dry for plant natural survival. Additional water is required to satisfy plant needs. **Zones:** Numbers in parentheses need site modification for good plant growth. **HPWRA designations:** *=EVALUATE; **= OVERRIDE (only kukui, noni and milo). **Endangered** species are denoted with ***.

Genus species (Family) Common name(s)	Expected mature height (ft)	Expected mature spread (ft)	Crown density; Growth habit	Growth rate; Shade tol.	Wind tol.	Salt tol.	Intrusive roots	Flower color; Time of flwr	Water requirements; Poisonous	Fruit or nuts; Deciduous	Rubbish; Maintenance	Elevation	Planting zone(s)
Stemmadenia littoralis (Apocynaceae) lechoso	15	15	med; round	med; good	med	sens	no	white SpSuFaWn	(dry) med-wet; yes	none nondecid.	no rubbish; low maint.	low-med	1,(3),4
Guaiacum officinale (Zygophyllaceae) lignum vitae	15	12	med; upright; round	slow; med	med	mod	no	lavender blue Sp	dry-med-wet;	none nondecid.	no rubbish; low maint.	low	1,3,4,(5)
Heritiera littoralis (Sterculiaceae) looking glass tree	20	20	med; spreading	slow; poor	med	tol	no	inconspic.	(dry) med-wet;	none nondecid.	no rubbish; low maint.	low	1,(3), 4,5
Gliricidia sepium (Fabaceae) madre de cacao	20	20	open; round	fast; poor	good	tol	no	violet SpWn	dry-med;	none nondecid.	mod (lvs); med maint.	low-med	3,4,5
Majidea zaquebarica (Sapindaceae) mgambo, velvet seed, black pearl	20	20	dense; round	fast; poor	good	sens	no	chartruse SuFa	(dry) med;	fruit/nuts nondecid.	no rubbish; low maint.	low-med	1,2,(3),4
Metrosideros polymorpha (Myrtaceae) ohia lehua NATIVE (ENDEMIC)	20	15	open; round	slow; med	good	sens	no	red, orange, yellow SpSuWn	(dry) med-wet;	none nondecid.	no rubbish; low maint.	low-med- high	1,2,(3),4
Cheirodendron trigynum (Araliaceae) olapa NATIVE (ENDEMIC)	20	20	med; round	med; good	med	sens	no	inconspic.	med-wet;	none nondecid.	no rubbish; low maint.	med-high	1,2,4
Andira inermis (Fabaceae) partridge wood	15	20	med; spreading	med; good	good	mod	no	lilac SpWn	(dry) med-wet;	none nondecid.	no rubbish; low maint.	low-med	1,(3),4

TABLE 2-1: STREET TREES SMALL

Require two feet or wider plantable spaces, a minimum of 16 square feet, and approved root barriers.

Water requirements: Categories in parentheses are too dry for plant natural survival. Additional water is required to satisfy plant needs. **Zones:** Numbers in parentheses need site modification for good plant growth. **HPWRA designations:** *=EVALUATE; **= OVERRIDE (only kukui, noni and milo). **Endangered species** are denoted with ***.

Genus species (Family) Common name(s)	Expected mature height (ft)	Expected mature spread (ft)	Crown density; Growth habit	Growth rate; Shade tol.	Wind tol.	Salt tol.	Intrusive roots	Flower color; Time of flwr	Water requirements; Poisonous	Fruit or nuts; Deciduous	Rubbish; Maintenance	Elevation	Planting zone(s)
Callistemon citrinus (Myrtaceae) red bottlebrush, crimson bottlebrush	20	15	dense; upright; round	med; med	good	mod	no	red SpSuFaWn	dry-med;	none nondecid.	no rubbish; low maint.	low-med- high	1,2,3,4
Bolusanthus speciosus (Fabaceae) Rhodesian wisteria	15	15	med; round	med; med	med	sens	no	blue/violet SpWn	dry-med;	none nondecid.	no rubbish; low maint.	low-med- high	2
Eucalyptus platytypus (Myrtaceae) round-leaved moort	15	10	dense; upright	fast; med	good	mod	no	yellow SpSu	dry-med;	fruit/nuts nondecid.	no rubbish; low maint.	low	2,3,4,(5)
Eucalyptus stoatei (Myrtaceae) scarlet pear gum	20	10	open; upright	fast; med	good	mod	no	yellow SuFa	dry-med;	fruit/nuts fa	mod (lvs); med maint.	low	1,2,3,4, (5)
Coccoloba uvifera (Polygonaceae) sea grape	20	20	dense; round	med; med	good	tol	no	white Sp	dry-med;	fruit/nuts nondecid.	low (lvs,fruit); low maint.	low	1,3,4,5
Tabebuia aurea (Bignoniaceae) silver trumpet	20	20	med; upright; round	fast; poor	med	mod	no	yellow SpSu	(dry) med-wet;	none nondecid.	no rubbish; low maint.	low-med	1,(3), 4,5
Eucalyptus kruseana (Myrtaceae) tidy blue	20	20	med; upright; spreading	med; med	good	mod	no	yellow FaWn	dry-med;	fruit/nuts nondecid.	no rubbish; low maint.	low	2,3,4,(5)
Schotia brachypetala (Fabaceae) tree fuchsia, schotia	20	15	med; upright	slow; med	good	mod	no	red SpSu	dry-med;	none nondecid.	no rubbish; low maint.	low-med	2,3,4,(5)

TABLE 2-1: STREET TREES SMALL

Require two feet or wider plantable spaces, a minimum of 16 square feet, and approved root barriers.

Water requirements: Categories in parentheses are too dry for plant natural survival. Additional water is required to satisfy plant needs. **Zones:** Numbers in parentheses need site modification for good plant growth. **HPWRA designations:** *=EVALUATE; **= OVERRIDE (only kukui, noni and milo). **Endangered** species are denoted with ***.

Genus species (Family) Common name(s)	Expected mature height (ft)	Expected mature spread (ft)	Crown density; Growth habit	Growth rate; Shade tol.	Wind tol.	Salt tol.	Intrusive roots	Flower color; Time of flwr	Water requirements; Poisonous	Fruit or nuts; Deciduous	Rubbish; Maintenance	Elevation	Planting zone(s)
Gardenia thumbergia (Rubiaceae) tree gardenia, starry gardenia	20	15	med; upright: round	med; med	med	sens	no	white SpSu	(dry) med-wet;	none nondecid.	no rubbish; low maint.	low-med	1,2,3,4, (5)
Posoqueria latifolia (Rubiaceae) tree jasmine, needle flower tree	15	10	dense; upright: round	fast; good	med	sens	no	white SpSu	(dry) med-wet;	none nondecid.	no rubbish; low maint.	low-med	1,(3),4
Bauhinia tomentosa (Fabaceae) yellow bauhinia	20	15	med; upright: round	med; poor	med	sens	no	yellow SpSuFaWn	(dry) med-wet;	none nondecid.	no rubbish; low maint.	low-med	1,(3),4
Cordia lutea (Boraginaceae) yellow geiger, Peruvian cordia	20	15	med; upright: round	med; poor	good	mod	no	yellow SpSuFaWn	dry-med;	none nondecid.	no rubbish; low maint.	low-med	3,4,(5)

TABLE 2-2: STREET TREES – MEDIUM

TABLE 2-2: STREET TREES MEDIUM

Require 3.5 feet or wider plantable spaces, a minimum of 64 square feet, and approved root barriers.

Water requirements: Categories in parentheses are too dry for plant natural survival. Additional water is required to satisfy plant needs. **Zones:** Numbers in parentheses need site modification for good plant growth. **HPWRA designations:** *=EVALUATE; **= OVERRIDE (only kukui, noni and milo). **Endangered** species are denoted with ***.

Genus species (Family) Common name(s)	Expected mature height (ft)	Expected mature spread (ft)	Crown density; Growth habit	Growth rate; Shade tol.	Wind tol.	Salt tol.	Intrusive roots	Flower color; Time of flwr	Water requirements; Poisonous	Fruit or nuts; Deciduous	Rubbish; Maintenance	Elevation	Planting zone(s)
Brachycton acerifolius (Sterculiaceae) Australian flame tree	30	20	med; upright: round	med; poor	good	mod	no	red SuFa	med;	none fa	low (lvs); low maint.	med	1,2,4
Cassia bakeriana (Fabaceae) Baker's shower tree	35	30	med; upright: round	fast; med	med	mod	no	pink/white SpSu	(dry) med-wet;	fruit/nuts wn	mod (lvs, pods); med maint.	low-med	1,2,(3),4
Eucalyptus gardneri (Myrtaceae) blue mallet	25	25	dense; upright	fast; med	good	mod	no	yellow Fa	dry-med;	fruit/nuts su-fa	no rubbish; low maint.	low	1,2,3,4, (5)
Podocarpus elatus (Podocarpaceae) brown pine	25	15	med; upright	med; med	med	sens	no	inconspic.	(dry) med-wet;	none nondecid.	no rubbish; low maint.	low-med	1,2,(3),4
Cochlospermum vitifolium (Bixaceae) buttercup tree	35	30	med; upright: round	fast; poor	med	mod	no	yellow Wn	dry-med-wet;	none wn	no rubbish; low maint.	low-med	1,(3),4, (5)
Colvillea racemosa (Fabaceae) colville's-glory	30	25	med; upright: round	med; med	good	mod	no	orange SuFa	dry-med-wet;	fruit/nuts sp	low (lvs); low maint.	low-med	1,2,3,4, (5)
Eucalyptus torquata (Myrtaceae) coral gum	35	30	dense; upright: round	fast; med	good	mod	no	pink/ yellow, pink/ white Fa	dry-med;	fruit/nuts nondecid.	no rubbish; low maint.	low	1,2,3,4, (5)
Cochlospermum vitifolium 'Pena' (Bixaceae) double buttercup tree	30	25	med; upright: round	med; poor	med	mod	no	yellow Wn	dry-med-wet;	none wn	no rubbish; low maint.	low-med	1,(3),4, (5)

TABLE 2-2: STREET TREES MEDIUM

Require 3.5 feet or wider plantable spaces, a minimum of 64 square feet, and approved root barriers.

Water requirements: Categories in parentheses are too dry for plant natural survival. Additional water is required to satisfy plant needs. **Zones:** Numbers in parentheses need site modification for good plant growth. **HPWRA designations:** *=EVALUATE; **= OVERRIDE (only kukui, noni and milo). **Endangered** species are denoted with ***.

Genus species (Family) Common name(s)	Expected mature height (ft)	Expected mature spread (ft)	Crown density; Growth habit	Growth rate; Shade tol.	Wind tol.	Salt tol.	Intrusive roots	Flower color; Time of flwr	Water requirements; Poisonous	Fruit or nuts; Deciduous	Rubbish; Maintenance	Elevation	Planting zone(s)
Elaeodendron orientale (Celastraceae) false olive	30	25	dense; upright; round	med; med	med	mod	no	inconspic.	(dry) med-wet;	none nondecid.	no rubbish; low maint.	low-med	1,(3),4
Ficus lyrata (Moraceae) fiddle leaf fig	35	35	dense; upright; round	med; med	good	tol	no	inconspic. SpSuFaWn	(dry) med;	none nondecid.	mod (lvs); med maint.	low-med	1,2,3,4,5
Bucida buceras (Combretaceae) geometry tree	25	25	med; upright; round	med; med	good	tol	no	inconspic.	(dry) med-wet;	none nondecid.	no rubbish; low maint.	low	1,(3), 4,5
Lagerstroemia speciosa (Lythraceae) giant crape myrtle	30	25	med; upright; round	med; poor	med	sens	no	lavender SpSu	(dry) med-wet;	none wn	no rubbish; low maint.	low-med	1,2,(3),4
Cassia fistula (Fabaceae) golden shower tree	35	25	open; spreading	fast; poor	med	sens	yes	yellow SuFa	(dry) med-wet;	fruit/nuts wn	mod (lvs, pods); med maint.	low-med	1,(3),4
Tabebuia berteroi (Bignoniaceae) Hispaniolan rosy trumpet tree	30	20	med; upright; round	fast; poor	med	sens	no	light pink SpSuFa	dry-med-wet;	none nondecid.	no rubbish; low maint.	low-med	1,2,3,4, (5)
Bauhinia x blakeana (Fabaceae) Hong Kong orchid tree	25	25	open; round	fast; good	med	sens	no	purple SpSuFa	(dry) med-wet;	none nondecid.	mod (flwrs); med maint.	low-med	1,2,(3),4,(5)
Hernandia nymphaeifolia (Hernandiaceae) lantern tree, jack in the box, bing-a-bing	30	25	dense; upright; round	med; med	med	tol	no	white SpSuFaWn	med-wet;	none nondecid.	mod (lvs, fruit); med maint.	low	(3),(5)

TABLE 2-2: STREET TREES MEDIUM

Require 3.5 feet or wider plantable spaces, a minimum of 64 square feet, and approved root barriers.

Water requirements: Categories in parentheses are too dry for plant natural survival. Additional water is required to satisfy plant needs. **Zones:** Numbers in parentheses need site modification for good plant growth. **HPWRA designations:** *=EVALUATE; **= OVERRIDE (only kukui, noni and milo). **Endangered species** are denoted with ***.

Genus species (Family) Common name(s)	Expected mature height (ft)	Expected mature spread (ft)	Crown density; Growth habit	Growth rate; Shade tol.	Wind tol.	Salt tol.	Intrusive roots	Flower color; Time of flwr	Water requirements; Poisonous	Fruit or nuts; Deciduous	Rubbish; Maintenance	Elevation	Planting zone(s)
<i>Thespesia grandiflora</i> (Malvaceae) maga	30	25	dense; upright; round	fast; med	med	sens	yes	red SuFa	dry-med-wet;	fruit/nuts nondecid.	no rubbish; low maint.	low-med	1,3,4
<i>Magnolia grandiflora</i> 'Little Gem' (Magnoliaceae) magnolia little gem	25	15	dense; upright; round	med; med	med	sens	no	white SpSu	med-wet;	fruit/nuts nondecid.	mod (lvs); med maint.	low-med	1,2,(3),4
<i>Swietenia mahagoni</i> (Meliaceae) mahogany	35	25	dense; round	slow; poor	good	tol	no	inconspic.	(dry) med-wet;	none nondecid.	no rubbish; low maint.	low-med	1,(3),4
<i>Thespesia populnea</i> ** (Malvaceae) milo NATIVE	25	25	dense; round	fast; med	good	tol	no	yellow SpSuFa	(dry) med-wet;	none nondecid.	mod (lvs, fruit); med maint.	low-med	1,2,(3),4,5
<i>Michelia champaca</i> (Magnoliaceae) mulang, orange champak	35	25	dense; upright; round	med; med	med	sens	no	yellow/ orange SpSu	(dry) med-wet;	none nondecid.	mod (lvs); low maint.	med	1,2,(3),4
<i>Reynoldsia sandwicensis</i> (Araliaceae) oho makai NATIVE (ENDEMIC)	25	20	med; round	med; poor	good	sens	no	inconspic.	dry;	none su	low (lvs); low maint.	low-med	2,3,4
<i>Michelia x alba</i> (Magnoliaceae) paklan, white champak	30	25	dense; upright; round	med; med	med	sens	no	white SpSuFaWn	(dry) med-wet;	none nondecid.	no rubbish; low maint.	low	1,2,(3),4
<i>Tabebuia heterophylla</i> (Bignoniaceae) pink tecoma	35	25	dense; upright; round	med; med	med	mod	no	pink SpSuFa	dry-med-wet;	none nondecid.	no rubbish; low maint.	low-med	1,2,3,4, (5)

TABLE 2-2: STREET TREES MEDIUM

Require 3.5 feet or wider plantable spaces, a minimum of 64 square feet, and approved root barriers.

Water requirements: Categories in parentheses are too dry for plant natural survival. Additional water is required to satisfy plant needs. **Zones:** Numbers in parentheses need site modification for good plant growth. **HPWRA designations:** *=EVALUATE; **= OVERRIDE (only kukui, noni and milo). **Endangered** species are denoted with ***.

Genus species (Family) Common name(s)	Expected mature height (ft)	Expected mature spread (ft)	Crown density; Growth habit	Growth rate; Shade tol.	Wind tol.	Salt tol.	Intrusive roots	Flower color; Time of flwr	Water requirements; Poisonous	Fruit or nuts; Deciduous	Rubbish; Maintenance	Elevation	Planting zone(s)
<i>Tabebuia rosea</i> * (Bignoniaceae) pink trumpet tree	30	25	med; round	fast; med	med	sens	no	pink SpSu	(dry) med-wet;	none wn	mod (lvs); med maint.	low-med	1,2,(3),4
<i>Cassia javanica</i> (Fabaceae) pink/white shower tree	25	25	med; upright; round	fast; med	good	mod	no	pink/white SpSu	(dry) med-wet;	fruit/nuts wn	mod (pods); med maint.	low-med	1,2,(3),4
<i>Afrocarpus falcatus</i> (Podocarpaceae) podocarpus, African fern pine	30	20	dense; upright; round	slow; good	good	mod	no	inconspic.	(dry) med-wet;	none nondecid.	no rubbish; low maint.	low-med- high	1,2,(3),4
<i>Cassia x nealiae</i> (Fabaceae) rainbow shower tree	35	30	med; upright; round	fast; poor	med	sens	yes	pink/ yellow SpSu	(dry) med-wet;	none wn	mod (lvs, flws); med maint.	low-med	1,(3),4
<i>Saraca declinata</i> (Fabaceae) red saraca	25	25	med; upright; spreading	med; med	poor	sens	no	red/ orange SpSuWn	(dry) med-wet;	none nondecid.	no rubbish; low maint.	low-med	1,(2),(3),4,(5)
<i>Brownea macrophylla</i> (Fabaceae) rouge puff	30	25	dense; upright; round	med; med	poor	sens	no	orange SpWn	med-wet;	none nondecid.	no rubbish; low maint.	low-med	1,2,(3),4
<i>Saraca indica</i> (Fabaceae) shasoka tree	25	25	med; upright; spreading	med; med	poor	sens	no	yellow/ red/ orange SpSuWn	(dry) med-wet;	none nondecid.	no rubbish; low maint.	low-med	1,(2),(3),4,(5)
<i>Eucalyptus cinerea</i> (Myrtaceae) silver dollar eucalyptus	35	25	dense; upright; round	fast; med	good	mod	yes	inconspic.	dry-med;	none nondecid.	mod (lvs); med maint.	low-med- high	2,(3),4
<i>Saraca asoca</i> (Fabaceae) sorrowless tree, asoka	25	25	med; upright; spreading	med; med	poor	sens	no	yellow/red/orange SpSuWn	(dry) med-wet;	none nondecid.	no rubbish; low maint.	low-med	1,(2),(3),4,(5)

TABLE 2-2: STREET TREES MEDIUM

Require 3.5 feet or wider plantable spaces, a minimum of 64 square feet, and approved root barriers.

Water requirements: Categories in parentheses are too dry for plant natural survival. Additional water is required to satisfy plant needs. **Zones:** Numbers in parentheses need site modification for good plant growth. **HPWRA designations:** *=EVALUATE; **= OVERRIDE (only kukui, noni and milo). **Endangered species** are denoted with ***.

Genus species (Family) Common name(s)	Expected mature height (ft)	Expected mature spread (ft)	Crown density; Growth habit	Growth rate; Shade tol.	Wind tol.	Salt tol.	Intrusive roots	Flower color; Time of flwr	Water requirements; Poisonous	Fruit or nuts; Deciduous	Rubbish; Maintenance	Elevation	Planting zone(s)
Tipuana tipu (Fabaceae)	30	25	open; spreading	med; poor	good	tol	no	yellow SpSu	dry-med;	none nondecid.	no rubbish; low maint.	low-med	3,4,5
Harpullia pendula (Sapindaceae) tulipwood	25	20	med; upright; round	fast; med	med	sens	no	inconspic.	(dry) med-wet;	none nondecid.	no rubbish; low maint.	low-med	1,2,(3),4
Bauhinia variegata 'Candida' (Fabaceae) white orchid tree	30	25	med; round	fast; med	med	sens	no	white SpWn	(dry) med;	fruit/nuts nondecid.	mod (lvs); low maint.	low-med	2,(3),4
Saraca thaipingensis (Fabaceae) yellow saraca	25	25	med; upright; spreading	med; med	poor	sens	no	yellow SpSuWn	(dry) med-wet;	none nondecid.	no rubbish; low maint.	low-med	1,(2),(3),4,(5)
Tabebuia ochracea (Bignoniaceae) yellow trumpet tree	35	30	med; upright; round	med; poor	med	sens	no	yellow SpSu	dry-med-wet;	none wn	mod (lvs); low maint.	low-med	1,3,4
Catalpa longissima (Bignoniaceae) yokewood	35	25	dense; upright	med; med	good	mod	no	white SpSu	(dry) med;	none nondecid.	no rubbish; low maint.	low-med	(3),4

TABLE 2-3: PALMS FOR STREETS AND 10-15 FT. WIDE MEDIANS

TABLE 2-3: PALMS FOR STREETS AND 10-15 FT WIDE MEDIANS

Water requirements: Categories in parentheses are too dry for plant natural survival. Additional water is required to satisfy plant needs. **Zones:** Numbers in parentheses need site modification for good plant growth. **HPWRA designations:** *=EVALUATE; **= OVERRIDE (only kukui, noni and milo). **Endangered** species are denoted with ***.

Genus species (Family) Common name(s)	Expected mature height (ft)	Expected mature spread (ft)	Crown density; Growth habit	Growth rate; Shade tol.	Wind tol.	Salt tol.	Intrusive roots	Flower color; Time of flwr	Water requirements; Poisonous	Fruit or nuts; Deciduous	Rubbish; Maintenance	Elevation	Planting zone(s)
Hyporhabe lagenicaulis (Arecaceae) bottle palm	15	10	open; upright	slow; poor	good	sens	no	white SpSuFaWn	(dry) med-wet;	none nondecid.	no rubbish; low maint.	low-med	1,2,(3),4,(5)
Livistona chinensis* (Arecaceae) Chinese fan palm	30	10	dense; upright	slow; med	good	mod	no	inconspic.	(dry) med-wet;	none nondecid.	no rubbish; low maint.	low	1,(3),4, (5)
Pritchardia pacifica (Arecaceae) Fiji/Tonga fan palm	25	15	dense; upright	slow; low	good	mod	no	inconspic.	(dry) med-wet;	none nondecid.	no rubbish; low maint.	low	1,(3),4, (5)
Pritchardia hillebrandii (Arecaceae) loulou, loulou-lelo (Molokai) NATIVE (ENDEMIC)	20	10	dense; upright	slow; med	good	tol	no	inconspic.	(dry) med-wet;	fruit/nuts nondecid.	no rubbish; low maint.	low	1, (3), 4,5
Veitchia merrillii (Arecaceae) Manila palm	20	10	open; upright	slow; med	good	mod	no	white SpSuFa	(dry) med-wet;	none nondecid.	no rubbish; low maint.	low-med	1,2,(3),4,(5)
Ptychosperma elegans* (Arecaceae) solitaire palm	20	10	med; upright	fast; med	good	sens	no	inconspic.	(dry) med-wet;	none nondecid.	no rubbish; low maint.	low	1,(3),4
Thrinax parviflora (Arecaceae) thrinax palm, pea berry palm	20	10	med; upright	med; med	good	mod	no	inconspic.	(dry) med-wet;	none nondecid.	no rubbish; low maint.	low	1,(3),4, (5)
Pritchardia thurstonii (Arecaceae) Thurston/Fiji fan palm	25	10	dense; upright	slow; poor	good	tol	no	inconspic.	(dry) med-wet;	none nondecid.	no rubbish; low maint.	low	1, (3), 4,5
Latania loddigesii (Arecaceae) blue latan palm	25	15	dense; upright	slow; med	med	mod	no	white SpSuFaWn	(dry) med-wet;	none nondecid.	no rubbish; low maint.	low-med	1,2,(3),4,(5)

TABLE 2-3: PALMS FOR STREETS AND 10-15 FT WIDE MEDIANS

Water requirements: Categories in parentheses are too dry for plant natural survival. Additional water is required to satisfy plant needs. **Zones:** Numbers in parentheses need site modification for good plant growth. **HPWRA designations:** *=EVALUATE; **= OVERRIDE (only kukui, noni and milo). **Endangered** species are denoted with ***.

Genus species (Family) Common name(s)	Expected mature height (ft)	Expected mature spread (ft)	Crown density; Growth habit	Growth rate; Shade tol.	Wind tol.	Salt tol.	Intrusive roots	Flower color; Time of flwr	Water requirements; Poisonous	Fruit or nuts; Deciduous	Rubbish; Maintenance	Elevation	Planting zone(s)
<i>Livistona chinensis</i> * (Arecaceae) Chinese fan palm	30	10	dense; upright	slow; med	good	mod	no	inconspic.	(dry) med-wet;	none nondecid.	no rubbish; low maint.	low	1,(3),4, (5)
<i>Pritchardia pacifica</i> (Arecaceae) Fiji/Tonga fan palm	25	15	dense; upright	slow; low	good	mod	no	inconspic.	(dry) med-wet;	none nondecid.	no rubbish; low maint.	low	1,(3),4, (5)
<i>Caryota mitis</i> * (Arecaceae) fishtail palm	25	15	dense; upright	fast; med	med	sens	no	inconspic.	(dry) med-wet;	none nondecid.	no rubbish; low maint.	low	1,(3)
<i>Wodyetia bifurcata</i> (Arecaceae) foxtail palm	30	12	open; upright	fast; poor	good	mod	no	inconspic.	(dry) med-wet;	none nondecid.	no rubbish; low maint.	low-med	1,(3),4, (5)
<i>Pritchardia arecina</i> (Arecaceae) golden loulu (E. Maui) NATIVE (ENDEMIC)	30	10	dense; upright	slow; med	good	mod	no	inconspic.	(dry) med-wet;	fruit/nuts nondecid.	no rubbish; low maint.	low-med	1,(2),4
<i>Veitchia joannis</i> (Arecaceae) Joannis palm, Fiji ivory palm	35	20	open; upright	fast; good	med	sens	no	inconspic.	(dry) med-wet;	none nondecid.	no rubbish; low maint.	low	1,(3),4
<i>Veitchia montgomeryana</i> (Arecaceae) Montgomery palm	30	20	open; upright	fast; good	good	sens	no	inconspic.	(dry) med-wet;	none nondecid.	no rubbish; low maint.	low	1,(3),4
<i>Dictyosperma album</i> var. princess palm	35	20	med; upright	med; poor	med	tol	no	creamy red	(dry) med-wet;	none nondecid.	no rubbish; low maint.	low-med	1,(3), 4,5
<i>Syagrus romanzoffiana</i> (Arecaceae) queen palm	30	20	med; upright	med; good	good	mod	no	inconspic.	dry-med-wet;	none nondecid.	no rubbish; low maint.	low	1,3,4,(5)

TABLE 2-4: PALMS FOR MEDIANS WIDER THAN 15 FT.

TABLE 2-4: PALMS FOR MEDIANS WIDER THAN 15 FT

Water requirements: Categories in parentheses are too dry for plant natural survival. Additional water is required to satisfy plant needs. **Zones:** Numbers in parentheses need site modification for good plant growth. **HPWRA designations:** *=EVALUATE; **= OVERRIDE (only kukui, noni and milo). **Endangered** species are denoted with ***.

Genus species (Family) Common name(s)	Expected mature height (ft)	Expected mature spread (ft)	Crown density; Growth habit	Growth rate; Shade tol.	Wind tol.	Salt tol.	Intrusive roots	Flower color; Time of flwr	Water requirements; Poisonous	Fruit or nuts; Deciduous	Rubbish; Maintenance	Elevation	Planting zone(s)
Livistona rotundifolia (Arecaceae) Sadang palm	30	10	med; upright	med; good	med	mod	no	inconspic.	(dry) med-wet;	fruit/nuts nondecid.	no rubbish; low maint.	low	1,(3),4
Coccothrinax barbadensis* (Arecaceae) silver thatch palm	35	8	med; upright	med; poor	good	tol	no	yellow	dry-med;	none nondecid.	low (lvs); low maint.	low	2,3,5
Pritchardia thurstonii (Arecaceae) Thurston/Fiji fan palm	25	10	dense; upright	slow; poor	good	tol	no	nconspic.	(dry) med-wet;	none nondecid.	no rubbish; low maint.	low	1,(3), 4,5
Dypsis decaryi (Arecaceae) triangle palm	30	15	med; upright	med; poor	good	sens	no	inconspic.	(dry) med-wet;	none nondecid.	no rubbish; low maint.	low-med	1,3,4
Veitchia winin (Arecaceae) Winin palm	30	15	open; upright	fast; good	good	sens	no	inconspic.	med-wet;	none nondecid.	no rubbish; low maint.	low	1,(3),4

CHAPTER 3. PARK, GREENWAY, AND OPEN SPACE TREE PROGRAM

3.1 PARK, GREENWAY, AND OPEN SPACE TREES

- 3.101 The following inclusive tables list not only the street trees of Chapter 2, but also additional trees too large or otherwise inappropriate as street trees due to the limited space in public rights-of-way. All of these trees are beautiful as individual specimens or groupings and may be planted for shade, flowers, and framing vistas in parks, greenways, and open spaces of public and private properties.
- 3.102 Small, medium, and large palm trees appropriate for park and open space planting are listed separately for the user's convenience in Table 3-4, Table 3-5 and Table 3-6 at the end of this chapter.
- 3.103 Park, greenway, and open space trees will need to have root barriers installed along walkways, curbs, underground utilities, and road pavement if they are planted closer than 30 feet from, or have surface roots that will impact with, the above features. Trees requiring root barriers will be centered on a root barrier that covers 20 linear feet and be at least 24 inches wide. Installation of root barriers shall be in compliance with the manufacturer's guidelines. Root barriers may eventually need to be replaced as they age or roots undermine.
- 3.104 An irrigation system, including controllers with rain sensors and automatic shut offs, is required for the park, greenway, and open space tree landscaping.
- 3.105 For clarification of tree characteristics and planting zones in the tables at the end of this chapter, please see the Chapter 1 topic, "Tree and Other Plant Characteristics Defined" on page 7.
- 3.106 Plants with a single asterisk (*) next to their scientific name in the tables at the end of this chapter are currently being evaluated by the Hawaii Pacific Weed Risk Assessment (HPWRA) protocol. If they are found to be invasive at a later date, they will be removed from this list of plants appropriate for planting in Maui County.

TABLE 3-1 PARK, GREENWAY, AND OPEN SPACE TREES – SMALL

TABLE 3-1: PARK, GREENWAY, AND OPEN SPACE TREES - SMALL

Water requirements: Categories in parentheses are too dry for plant natural survival. Additional water is required to satisfy plant needs. **Zones:** Numbers in parentheses need site modification for good plant growth. **HPWRA designations:** *=EVALUATE; **= OVERRIDE (only kukui, noni and milo). **Endangered species** are denoted with ***.

Genus species (Family) Common name(s)	Expected mature height (ft)	Expected mature spread (ft)	Crown density; Growth habit	Growth rate; Shade tol.	Wind tol.	Salt tol.	Intrusive roots	Flower color; Time of flwr	Water requirements; Poisonous	Fruit or nuts; Deciduous	Rubbish; Maintenance	Elevation	Planting zone(s)
<i>Dodonaea viscosa</i> (Sapindaceae) aalii NATIVE	6	8	med; spreading	med; poor	good	tol	no	n/a	dry-med;	none nondecid.	no rubbish; low maint.	low-high	2,3,4,5
<i>Psychodora odorata</i> (Rubiaceae) alahaee NATIVE	15	8	dense; upright; round	slow; med	good	sens	no	white SpWn	dry-med;	none nondecid.	no rubbish; low maint.	low-med	2,3,4
<i>Bauhinia hookeri</i> (Fabaceae) alibangbang	20	15	med; upright; round	slow; poor	good	mod	no	white/red SpSuWn	(dry) med;	fruit/nuts nondecid.	no rubbish; low maint.	med	1,2,(3), 4,(5)
<i>Piper methysticum</i> (Piperaceae) awa POLYN. INTRO	10	10	med; round	med; good	poor	sens	no	green/ maroon	wet;	none nondecid.	no rubbish; low maint.	low	1
<i>Michelia figo</i> (Magnoliaceae) banana shrub, aimahau	12	12	dense; round	med; poor	med	sens	no	yellow/ red SpSuFaWn	(dry) med;	none nondecid.	no rubbish; low maint.	low-med	2,(3),4
<i>Tournefortia argentea</i> (Boraginaceae) beach heliotrope, tahinu	15	15	dense; round	med; poor	good	tol	no	white SpSuFaWn	dry-med;	none nondecid.	no rubbish; med maint.	low	3,4,5
<i>Conocarpus erectus</i> (Combretaceae) buttonwood, silver buttonwood	20	20	dense; round	med; poor	good	tol	no	inconspic.	dry-med;	none nondecid.	no rubbish; low maint.	low-med	3,4,5
<i>Theobroma cacao</i> (Sterculiaceae) cacao	20	20	dense; upright; round	med; good	med	sens	no	yellow SpSuFaWn	med-wet;	none nondecid.	no rubbish; med maint.	low	1
<i>Crescentia cujete</i> (Bignoniaceae) calabash tree	20	20	dense; round	med; med	med	mod	no	green/ maroon	(dry) med- wet;	none nondecid.	mod (fruit); low maint.	low-med	1,2,(3), 4,5

TABLE 3-1: PARK, GREENWAY, AND OPEN SPACE TREES - SMALL

Water requirements: Categories in parentheses are too dry for plant natural survival. Additional water is required to satisfy plant needs. **Zones:** Numbers in parentheses need site modification for good plant growth. **HPWRA designations:** *=EVALUATE; **= OVERRIDE (only kukui, noni and milo). **Endangered** species are denoted with ***.

Genus species (Family) Common name(s)	Expected mature height (ft)	Expected mature spread (ft)	Crown density; Growth habit	Growth rate; Shade tol.	Wind tol.	Salt tol.	Intrusive roots	Flower color; Time of flwr	Water requirements; Poisonous	Fruit or nuts; Deciduous	Rubbish; Maintenance	Elevation	Planting zone(s)
Ceratonia siliqua (Fabaceae) carob	20	20	med; upright; round	med; poor	good	mod	no	inconcip.	dry-med;	fruit/nuts nondecid.	low (fruit); low maint.	low-med	2,3,4
Aglaia odorata (Meliaceae) Chinese rice flower, mock lime	20	10	med; upright; round	med; good	med	sens	no	creamy white SpSuFa	(dry) med- wet;	none nondecid.	no rubbish; low maint.	low- med- high	1,2,(3),4
Erythrina crista-galli (Fabaceae) coral tree	20	15	med; round	med; poor	good	tol	no	red Sp	dry-med;	none wn	low (lvs); low maint.	low	3,4,5
Lagerstroemia indica (Lythraceae) crape myrtle	15	10	open; upright	fast; poor	med	mod	no	pink, white SpSu	(dry) med- wet;	none nondecid.	no rubbish; low maint.	low-med	1,2,(3), 4,(5)
Tabernaemontana divaricata (Apocynaceae) crepe jasmine, paper gardenia	15	6	med; upright; round	med; med	med	sens	no	white/yellow SpSuFaWn	(dry) med- wet;	none nondecid.	no rubbish; low maint.	low-high	1,2,3,4
Mussaenda philippica 'Dona Aurora' (Rubiaceae) Dona Aurora mussaenda	10	6	med; upright; round	med; poor	poor	sens	no	cream SpSuFa	(dry) med- wet;	none nondecid.	no rubbish; low maint.	low- med- high	1,2,(3),4
Mussaenda x 'Dona Luz' (Rubiaceae) Dona Luz mussaenda	10	6	med; upright; round	med; poor	poor	sens	no	pink SpSuFa	(dry) med- wet;	none nondecid.	no rubbish; low maint.	low- med- high	1,2,(3),4
Mussaenda erythrophylla 'Dona Trining' (Rubiaceae) Dona Trining mussaenda	10	6	med; upright; round	med; poor	poor	sens	no	red SpSuFa	(dry) med- wet;	none nondecid.	no rubbish; low maint.	low- med- high	1,2,(3),4
Dracaena draco (Liliaceae) dragon tree	20	20	open; upright; round	slow; med	good	tol	no	yellow Wn	dry-med;	none nondecid.	no rubbish; low maint.	low-med	2,3,4,5

TABLE 3-1: PARK, GREENWAY, AND OPEN SPACE TREES - SMALL

Water requirements: Categories in parentheses are too dry for plant natural survival. Additional water is required to satisfy plant needs. **Zones:** Numbers in parentheses need site modification for good plant growth. **HPWRA designations:** *=EVALUATE; **= OVERRIDE (only kukui, noni and milo). **Endangered species** are denoted with ***.

Genus species (Family) Common name(s)	Expected mature height (ft)	Expected mature spread (ft)	Crown density; Growth habit	Growth rate; Shade tol.	Wind tol.	Salt tol.	Intrusive roots	Flower color; Time of flwr	Water requirements; Poisonous	Fruit or nuts; Deciduous	Rubbish; Maintenance	Elevation	Planting zone(s)
Caesalpinia pulcherrima (Fabaceae) dwarf poinciana	15	15	open; round	fast; poor	good	tol	no	red/yellow SpSuFaWn	dry-med-wet;	none nondecid.	no rubbish; low maint.	low-med	1,2,3,4,5
Chamelaucium uncinatum (Myrtaceae) Geraldton wax flower	9	9	med; upright; round	med; med	med	sens	no	pink SpSuFaWn	(dry) med;	none nondecid.	no rubbish; low maint.	low- med- high	1,2,(3),4
Pleomele auwahiensis (Agavaceae) hala pepe NATIVE (ENDEMIC)	15	10	open; upright; round	med; poor	good	sens	no	yellow Sp	dry-med;	none nondecid.	no rubbish; low maint.	med	2,3,4
Rauwolfia sandwicensis (Apocynaceae) hao NATIVE (ENDEMIC)	20	15	med; upright; round	slow; poor	good	sens	no	inconspic.	dry-med;	none nondecid.	no rubbish; low maint.	low-med	2,3,4
Hibiscadelphus giffardianus*** (Malvaceae) hau kuahiwī (Big Island) NATIVE (ENDEMIC)	20	15	dense; upright; round	med; med	med	sens	no	maroon SpWn	med;	none fa	mod (lvs); med maint.	med	2,4
Pittosporum hosmeri (Pittosporaceae) hoawa NATIVE (ENDEMIC)	12	10	med; round	slow; med	med	sens	no	white SpWn	med;	none nondecid.	no rubbish; med maint.	med	2,4
Nesoluma polynesicum (Sapotaceae) keahi NATIVE	15	15	dense; round	slow; poor	good	sens	no	inconspic.	dry;	none nondecid.	no rubbish; low maint.	low-med	2,3,4
Acacia koaia (Fabaceae) koaia, koaie NATIVE (ENDEMIC)	20	25	open; spreading	med; poor	good	sens	no	yellow SpWn	dry-med;	none nondecid.	low (lvs); low maint.	low-med	2,3,4

TABLE 3-1: PARK, GREENWAY, AND OPEN SPACE TREES - SMALL

Water requirements: Categories in parentheses are too dry for plant natural survival. Additional water is required to satisfy plant needs. **Zones:** Numbers in parentheses need site modification for good plant growth. **HPWRA designations:** *=EVALUATE; **= OVERRIDE (only kukui, noni and milo). **Endangered species** are denoted with ***.

Genus species (Family) Common name(s)	Expected mature height (ft)	Expected mature spread (ft)	Crown density; Growth habit	Growth rate; Shade tol.	Wind tol.	Salt tol.	Intrusive roots	Flower color; Time of flwr	Water requirements; Poisonous	Fruit or nuts; Deciduous	Rubbish; Maintenance	Elevation	Planting zone(s)
Hibiscus waimeae*** (Malvaceae) kokio keokeo (Kauai) NATIVE (ENDEMIC)	15	10	dense; round	fast; mod	med	sens	no	white/red SpSuWn	(dry) med;	none fa	mod (lvs); low maint.	med	2,(3),4
Hibiscus immaculatus (Malvaceae) kokio keokeo (Maui & Molokai) NATIVE (ENDEMIC)	15	10	dense; upright; round	fast; med	med	sens	no	white SpSuWn	(dry) med- wet;	none fa	mod (lvs); low maint.	low-med	1,(3),4
Hibiscus kokio (Malvaceae) kokio ula ula NATIVE (ENDEMIC)	12-Oct	5	open; upright	fast; med	med	sens	no	red, orange SpSuFa	(dry) med- wet;	none nondecid.	no rubbish; low maint.	low-med	1,(3),4, (5)
Kokia drynarioides*** (Malvaceae) kokio, kokia NATIVE (ENDEMIC)	15	15	open; round	med; med	med	sens	no	red/ orange SpSuFa	dry-med;	none fa	mod (lvs); low maint.	low-med	2,3,4
Myrsine lessertiana (Myrsinaceae) kolea NATIVE (ENDEMIC)	15	12	dense; round	slow; med	good	sens	no	inconspic.	med-wet;	none nondecid.	no rubbish; med maint.	med	2,4
Senna surattensis* (Fabaceae) kolomona, scrambled eggs	15	10	med; round	fast; med	good	mod	no	yellow SpSuFaWn	dry-med;	none nondecid.	no rubbish; low maint.	low-med	1,3,4,5
Cordia sebestena (Boraginaceae) kou haole	20	15	dense; upright; round	med; med	good	mod	no	red/ orange SpSuFa	dry-med-wet;	fruit/nuts nondecid.	low (fruit); med maint.	low-med	1,3,4,5
Brunfelsia americana (Solanaceae) lady of the night	10	5	med; upright; round	med; poor	med	sens	no	green FaWn	dry-med; yes	none nondecid.	no rubbish; low maint.	low-med	1,3,4
Diospyros sandwicensis (Ebenaceae) lama NATIVE (ENDEMIC)	12	15	dense; spreading	slow; poor	good	sens	no	inconspic.	dry-med;	none nondecid.	no rubbish; low maint.	low-med	2,3,4

TABLE 3-1: PARK, GREENWAY, AND OPEN SPACE TREES - SMALL

Water requirements: Categories in parentheses are too dry for plant natural survival. Additional water is required to satisfy plant needs. **Zones:** Numbers in parentheses need site modification for good plant growth. **HPWRA designations:** *=EVALUATE; **= OVERRIDE (only kukui, noni and milo). **Endangered species** are denoted with ***.

Genus species (Family) Common name(s)	Expected mature height (ft)	Expected mature spread (ft)	Crown density; Growth habit	Growth rate; Shade tol.	Wind tol.	Salt tol.	Intrusive roots	Flower color; Time of flwr	Water requirements; Poisonous	Fruit or nuts; Deciduous	Rubbish; Maintenance	Elevation	Planting zone(s)
Tabebuia impetiginosa (Bignoniaceae) lavender trumpet	15	15	med; round	med; med	med	sens	no	purple (dark) SpSu	dry-med;	none nondecid.	no rubbish; low maint.	low-med	3,4
Stemmadenia litoralis (Apocynaceae) lechoso	15	15	med; round	med; good	med	sens	no	white SpSuFaWn	(dry) med- wet; yes	none nondecid.	no rubbish; low maint.	low-med	1,(3),4
Calliandra haematocephala (Fabaceae) lehua haole	8	10	dense; round	fast; poor	good	mod	no	red, pink, white FaWn	(dry) med- wet;	fruit/nuts nondecid.	no rubbish; low maint.	low- med- high	1,2,(3),4
Guaiacum officinale (Zygophyllaceae) lignum vitae	15	12	med; upright; round	slow; med	med	mod	no	lavender blue Sp	dry-med-wet;	none nondecid.	no rubbish; low maint.	low	1,3,4,(5)
Heritiera littoralis (Sterculiaceae) looking glass tree	20	20	med; spreading	slow; poor	med	tol	no	inconspic.	(dry) med- wet;	none nondecid.	no rubbish; low maint.	low	1,(3), 4,5
Eriobotrya japonica* (Rosaceae) loquat	20	15	dense; upright	med; med	good	sens	no	white Sp	(dry) med- wet;	fruit/nuts nondecid.	mod (lvs, fruit); med maint.	med- high	2,(3),4
Gliricidia septium (Fabaceae) madre de cacao	20	20	open; round	fast; poor	good	tol	no	violet SpWn	dry-med;	none nondecid.	mod (lvs); med maint.	low-med	3,4,5
Musa acuminata (Musaceae) maia, banana POLYN. INTRO	30-Jun	30-Jun	dense; upright	fast; poor	med	sens	no	white SpSu	(dry) med- wet;	none nondecid.	mod (lvs, fruit); high maint.	low-med	1,(3),4
Pachira aquatica (Bombaceae) Malabar chestnut	15	15	med; upright; round	med; med	med	sens	no	green SpSuFaWn	(dry) med- wet;	none nondecid.	no rubbish; med maint.	low- med- high	1,2,(3),4

TABLE 3-1: PARK, GREENWAY, AND OPEN SPACE TREES - SMALL

Water requirements: Categories in parentheses are too dry for plant natural survival. Additional water is required to satisfy plant needs. **Zones:** Numbers in parentheses need site modification for good plant growth. **HPWRA designations:** *=EVALUATE; **= OVERRIDE (only kukui, noni and milo). **Endangered species** are denoted with ***.

Genus species (Family) Common name(s)	Expected mature height (ft)	Expected mature spread (ft)	Crown density; Growth habit	Growth rate; Shade tol.	Wind tol.	Salt tol.	Intrusive roots	Flower color; Time of flwr	Water requirements; Poisonous	Fruit or nuts; Deciduous	Rubbish; Maintenance	Elevation	Planting zone(s)
Sophora chrysohylla (Fabaceae) mamane NATIVE (ENDEMIC)	15	15	med; round	slow; poor	good	sens	no	yellow SpSu	med;	none nondecid.	no rubbish; med maint.	med- high	2,4
Hibiscus brackenridgei *** (Malvaceae) mao hau hele (Hawaii state flower) NATIVE (ENDEMIC)	8	8	dense; round	fast; poor	good	sens	no	yellow SpWn	dry-med;	none su	mod (lvs); low maint.	low-med	2,3,4
Pterocarpus rohrii (Fabaceae) Mexican pterocarpus	15	15	dense; round	slow; poor	good	sens	no	golden/yellow Sp	dry-med-wet;	none nondecid.	no rubbish; low maint.	low-med	1,2,3,4, (5)
Majidea zaquebarica (Sapindaceae) mgambo, velvet seed, black pearl	20	20	dense; round	fast; poor	good	sens	no	chartruse SuFa	(dry) med;	fruit/nuts nondecid.	no rubbish; low maint.	low-med	1,2,(3),4
Gardenia brighamii *** (Rubiaceae) nanu, nau NATIVE (ENDEMIC)	15	10	dense; round	med; med	good	sens	no	white SpSuWn	dry-med;	none nondecid.	no rubbish; low maint.	low-med	2,3,4
Morinda citrifolia ** (Rubiaceae) noni, indian mulberry POLYN. INTRO	20	15	med; upright; round	fast; med	good	tol	no	white SpSuWn	dry-med-wet;	none nondecid.	mod (fruit); low maint.	low	1,3,4,5
Metrosideros polymorpha (Myrtaceae) ohia lehua NATIVE (ENDEMIC)	20	15	open; round	slow; med	good	sens	no	red, orange, yellow SpSuWn	(dry) med- wet;	none nondecid.	no rubbish; low maint.	low- med- high	1,2,(3),4
Cheirodendron trigynum (Araliaceae) olapa NATIVE (ENDEMIC)	20	20	med; round	med; good	med	sens	no	inconspic.	med-wet;	none nondecid.	no rubbish; low maint.	med- high	1,2,4

TABLE 3-1: PARK, GREENWAY, AND OPEN SPACE TREES - SMALL

Water requirements: Categories in parentheses are too dry for plant natural survival. Additional water is required to satisfy plant needs. **Zones:** Numbers in parentheses need site modification for good plant growth. **HPWRA designations:** *=EVALUATE; **= OVERRIDE (only kukui, noni and milo). **Endangered species** are denoted with ***.

Genus species (Family) Common name(s)	Expected mature height (ft)	Expected mature spread (ft)	Crown density; Growth habit	Growth rate; Shade tol.	Wind tol.	Salt tol.	Intrusive roots	Flower color; Time of flwr	Water requirements; Poisonous	Fruit or nuts; Deciduous	Rubbish; Maintenance	Elevation	Planting zone(s)
Nestegis sandwicensis (Oleaceae) olopua NATIVE (ENDEMIC)	15	15	dense; round	slow; poor	good	sens	no	inconspic.	dry-medi;	none nondecid.	no rubbish; low maint.	med	2,(3),4
Platycladus orientalis (Cupressaceae) oriental arborvitae	15	12	dense; upright; spreading	slow; med	good	sens	no	inconspic.	(dry) med;	none nondecid.	no rubbish; low maint.	low- med- high	2,(3),4
Pisonia brunoniana (Nyctaginaceae) papala kepau NATIVE	15	15	med; round	med; poor	good	sens	no	inconspic.	med;	fruit/nuts nondecid.	no rubbish; low maint.	med- high	2,4
Pisonia sandwicensis (Nyctaginaceae) papala kepau, aulu NATIVE (ENDEMIC)	15	15	med; round	med; med	med	sens	no	inconspic.	med;	none nondecid.	no rubbish; low maint.	med	2,4
Andira inermis (Fabaceae) partridge wood	15	20	med; spreading	med; good	good	mod	no	lilac SpWn	(dry) med- wet;	none nondecid.	no rubbish; low maint.	low-med	1,(3),4
Plumeria rubra (Apocynaceae) plumeria, frangipani	20	15	dense; round	med; med	good	tol	no	red, white/ yellow, etc. SpSuFa	dry-medi; yes	none wn	mod (lvs); med maint.	low-med	1,2,3,4,5
Fagraea berteriana (Loganiaceae) pua kenikeni	20	15	dense; upright; round	med; med	good	sens	no	white/ orange SpSuFaWn	(dry) med- wet;	none nondecid.	no rubbish; low maint.	low-med	1,(3),4
Callistemon citrinus (Myrtaceae) red bottlebrush, crimson bottlebrush	20	15	dense; upright; round	med; med	good	mod	no	red SpSuFaWn	dry-medi;	none nondecid.	no rubbish; low maint.	low- med- high	1,2,3,4
Bolusanthus speciosus (Fabaceae) Rhodesian wisteria	15	15	med; round	med; med	med	sens	no	blue/violet SpWn	dry-medi;	none nondecid.	no rubbish; low maint.	low- med- high	2

TABLE 3-1: PARK, GREENWAY, AND OPEN SPACE TREES - SMALL

Water requirements: Categories in parentheses are too dry for plant natural survival. Additional water is required to satisfy plant needs. **Zones:** Numbers in parentheses need site modification for good plant growth. **HPWRA designations:** *=EVALUATE; **= OVERRIDE (only kukui, noni and milo). **Endangered species** are denoted with ***.

Genus species (Family) Common name(s)	Expected mature height (ft)	Expected mature spread (ft)	Crown density; Growth habit	Growth rate; Shade tol.	Wind tol.	Salt tol.	Intrusive roots	Flower color; Time of flwr	Water requirements; Poisonous	Fruit or nuts; Deciduous	Rubbish; Maintenance	Elevation	Planting zone(s)
Rondeletia odorata (Rubiaceae) rondeletia	6	5	dense; upright: round	fast; poor	good	sens	no	yellow/ orange SpSuFaWn	dry-med;	none nondecid.	no rubbish; low maint.	low-med	1,2,3,4, (5)
Jatropha integerrima (Euphorbiaceae) rose-flowered jatropha	15	15	open; round	med; poor	good	mod	no	red SpSuFaWn	dry-med; yes	none nondecid.	no rubbish; low maint.	low-med	3,4,5
Eucalyptus platyptus (Myrtaceae) round-leaved moort	15	10	dense; upright	fast; med	good	mod	no	yellow SpSu	dry-med;	fruit/nuts nondecid.	no rubbish; low maint.	low	2,3,4,(5)
Eucalyptus stoatei (Myrtaceae) scarlet pear gum	20	10	open; upright	fast; med	good	mod	no	yellow SuFa	dry-med;	fruit/nuts fa	mod (lvs); med maint.	low	1,2,3,4, (5)
Coccoloba uvifera (Polygonaceae) sea grape	20	20	dense; round	med; med	good	tol	no	white Sp	dry-med;	fruit/nuts nondecid.	low (lvs,fruit); low maint.	low	1,3,4,5
Sophora tomentosa (Fabaceae) silver bush	15	15	med; round	med; poor	good	tol	no	yellow SpSuWn	(dry) med- wet;	none nondecid.	no rubbish; low maint.	low	1,(3), 4,5
Tabebuia aurea (Bignoniaceae) silver trumpet	20	20	med; upright: round	fast; poor	med	mod	no	yellow SpSu	(dry) med- wet;	none nondecid.	no rubbish; low maint.	low-med	1,(3), 4,5
Plumeria obtusa (Apocynaceae) Singapore plumeria	20	20	dense; round	med; med	good	tol	no	white SpSuFaWn	(dry) med- wet; yes	none nondecid.	no rubbish; low maint.	low-med	1,(3), 4,5
Callistemon rigidus (Myrtaceae) stiff bottlebrush	7	5	dense; upright: round	slow; med	good	mod	no	red SpSuFa	dry-med;	none nondecid.	no rubbish; low maint.	low- med- high	1,2,3,4
Gardenia taitensis (Rubiaceae) tiare, Tahitian gardenia	15	15	med; round	med; med	med	sens	no	white SpSuFaWn	(dry) med- wet;	none nondecid.	no rubbish; low maint.	low	1,(3),4

TABLE 3-1: PARK, GREENWAY, AND OPEN SPACE TREES - SMALL

Water requirements: Categories in parentheses are too dry for plant natural survival. Additional water is required to satisfy plant needs. **Zones:** Numbers in parentheses need site modification for good plant growth. **HPWRA designations:** *=EVALUATE; **= OVERRIDE (only kukui, noni and milo). **Endangered** species are denoted with ***.

Genus species (Family) Common name(s)	Expected mature height (ft)	Expected mature spread (ft)	Crown density; Growth habit	Growth rate; Shade tol.	Wind tol.	Salt tol.	Intrusive roots	Flower color; Time of flwr	Water requirements; Poisonous	Fruit or nuts; Deciduous	Rubbish; Maintenance	Elevation	Planting zone(s)
Eucalyptus kruseana (Myrtaceae) tidy blue	20	20	med; upright: spreading	med; med	good	mod	no	yellow FaWn	dry-med;	fruit/nuts nondecid.	no rubbish; low maint.	low	2,3,4,(5)
Schotia brachypetala (Fabaceae) tree fuchsia, schotia	20	15	med; upright	slow; med	good	mod	no	red SpSu	dry-med;	none nondecid.	no rubbish; low maint.	low-med	2,3,4,(5)
Gardenia thunbergia (Rubiaceae) tree gardenia, starry gardenia	20	15	med; upright: round	med; med	med	sens	no	white SpSu	(dry) med- wet;	none nondecid.	no rubbish; low maint.	low-med	1,2,3,4, (5)
Posoqueria latifolia (Rubiaceae) tree jasmine, needle flower tree	15	10	dense; upright: round	fast; good	med	sens	no	white SpSu	(dry) med- wet;	none nondecid.	no rubbish; low maint.	low-med	1,(3),4
Bauhinia tomentosa (Fabaceae) yellow bauhinia	20	15	med; upright: round	med; poor	med	sens	no	yellow SpSuFaWn	(dry) med- wet;	none nondecid.	no rubbish; low maint.	low-med	1,(3),4
Cordia lutea (Boraginaceae) yellow geiger, Peruvian cordia	20	15	med; upright: round	med; poor	good	mod	no	yellow SpSuFaWn	dry-med;	none nondecid.	no rubbish; low maint.	low-med	3,4,(5)
Brunfelsia australis (Solanaceae) yesterday, today, and tomorrow	12	8	dense; upright: round	med; good	med	sens	no	purple, white SpWn	med-wet;	none nondecid.	no rubbish; low maint.	low-high	1,2,(3),4

TABLE 3-2: PARK, GREENWAY, AND OPEN SPACE TREES – MEDIUM

TABLE 3-2: PARK, GREENWAY, AND OPEN SPACE TREES - MEDIUM

Water requirements: Categories in parentheses are too dry for plant natural survival. Additional water is required to satisfy plant needs. **Zones:** Numbers in parentheses need site modification for good plant growth. **HPWRA designations:** *=EVALUATE; **= OVERRIDE (only kukui, noni and milo). **Endangered** species are denoted with ***.

Genus species (Family) Common name(s)	Expected mature height (ft)	Expected mature spread (ft)	Crown density; Growth habit	Growth rate; Shade tol.	Wind tol.	Salt tol.	Intrusive roots	Flower color; Time of flwr	Water requirements; Poisonous	Fruit or nuts; Deciduous	Rubbish; Maintenance	Elevation	Planting zone(s)
Brachycton acerifolius (Sterculiaceae) Australian flame tree	30	20	med; upright: round	med; poor	good	mod	no	red SuFa	med;	none fa	low (lvs); low maint.	med	1,2,4
Cassia bakeriana (Fabaceae) Baker's shower tree	35	30	med; upright: round	fast; med	med	mod	no	pink/white SpSu	(dry) med- wet;	fruit/nuts wn	mod (lvs, pods); med maint.	low-med	1,2,(3),4
Adansonia digitata (Bombacaceae) baobab, dead rat tree	35	40	med; spreading	slow; poor	good	mod	yes	white Sp	dry-med;	fruit/nuts wn	mod (lvs, fruit); low maint.	low	3,4,(5)
Eucalyptus gardneri (Myrtaceae) blue mallet	25	25	dense; upright	fast; med	good	mod	no	yellow Fa	dry-med;	fruit/nuts su-fa	no rubbish; low maint.	low	1,2,3,4, (5)
Podocarpus elatus (Podocarpaceae) brown pine	25	15	med; upright	med; med	med	sens	no	inconspic.	(dry) med- wet;	none nondecid.	no rubbish; low maint.	low-med	1,2,(3),4
Cochlospermum vitifolium (Bixaceae) buttercup tree	35	30	med; upright: round	fast; poor	med	mod	no	yellow Wn	dry-med-wet;	none wn	no rubbish; low maint.	low-med	1,(3),4, (5)
Colvillea racemosa (Fabaceae) colville's-glory	30	25	med; upright: round	med; med	good	mod	no	orange SuFa	dry-med-wet;	fruit/nuts wn-sp	low (lvs); low maint.	low-med	1,2,3,4, (5)
Eucalyptus torquata (Myrtaceae) coral gum	35	30	dense; upright: round	fast; med	good	mod	no	pink/ yellow, pink/ white Fa	dry-med;	fruit/nuts nondecid.	no rubbish; low maint.	low	1,2,3,4, (5)

TABLE 3-2: PARK, GREENWAY, AND OPEN SPACE TREES - MEDIUM

Water requirements: Categories in parentheses are too dry for plant natural survival. Additional water is required to satisfy plant needs. **Zones:** Numbers in parentheses need site modification for good plant growth. **HPWRA designations:** *=EVALUATE; **= OVERRIDE (only kukui, noni and milo). **Endangered species** are denoted with ***.

Genus species (Family) Common name(s)	Expected mature height (ft)	Expected mature spread (ft)	Crown density; Growth habit	Growth rate; Shade tol.	Wind tol.	Salt tol.	Intrusive roots	Flower color; Time of flwr	Water requirements; Poisonous	Fruit or nuts; Deciduous	Rubbish; Maintenance	Elevation	Planting zone(s)
Cochlospermum vitifolium 'Pena' (Bixaceae) double buttercup tree	30	25	med; upright: round	med; poor	med	mod	no	yellow Wn	dry-med-wet;	none wn	no rubbish; low maint.	low-med	1,(3),4, (5)
Elaeodendron orientale (Celastraceae) false olive	30	25	dense; upright: round	med; med	med	mod	no	inconspic.	(dry) med- wet;	none nondecid.	no rubbish; low maint.	low-med	1,(3),4
Filicium decipiens* (Sapindaceae) fern tree	30	25	dense; round	med; med	good	mod	no	inconspic.	(dry) med- wet;	none nondecid.	low (fruit); low maint.	low-med	1,(3), 4,5
Ficus lyrata (Moraceae) fiddle leaf fig	35	35	dense; upright: round	med; med	good	tol	no	inconspic. SpSuFaWn	(dry) medi;	none nondecid.	mod (lvs); med maint.	low-med	1,2,3,4,5
Bucida buceras (Combretaceae) geometry tree	25	25	med; upright: round	med; med	good	tol	no	inconspic.	(dry) med- wet;	none nondecid.	no rubbish; low maint.	low	1,(3), 4,5
Lagerstroemia speciosa (Lythraceae) giant crape myrtle	30	25	med; upright: round	med; poor	med	sens	no	lavender SpSu	(dry) med- wet;	none wn	no rubbish; low maint.	low-med	1,2,(3),4
Cassia fistula (Fabaceae) golden shower tree	35	25	open; spreading	fast; poor	med	sens	yes	yellow SuFa	(dry) med- wet;	fruit/nuts wn	mod (lvs, pods); med maint.	low-med	1,(3),4
Pandanus tectorius (Pandanaceae) hala, pandanus NATIVE	25	20	dense; round	med; med	good	tol	no	white SpSuFaWn	(dry) med- wet;	none nondecid.	high (lvs, fruit); high maint.	low	1,(3), 4,5
Tabebuia berteroi (Bignoniaceae) Hispaniolan rosy trumpet tree	30	20	med; upright: round	fast; poor	med	sens	no	light pink SpSuFa	dry-med-wet;	none nondecid.	no rubbish; low maint.	low-med	1,2,3,4, (5)

TABLE 3-2: PARK, GREENWAY, AND OPEN SPACE TREES - MEDIUM

Water requirements: Categories in parentheses are too dry for plant natural survival. Additional water is required to satisfy plant needs. **Zones:** Numbers in parentheses need site modification for good plant growth. **HPWRA designations:** *=EVALUATE; **= OVERRIDE (only kukui, noni and milo). **Endangered species** are denoted with ***.

Genus species (Family) Common name(s)	Expected mature height (ft)	Expected mature spread (ft)	Crown density; Growth habit	Growth rate; Shade tol.	Wind tol.	Salt tol.	Intrusive roots	Flower color; Time of flwr	Water requirements; Poisonous	Fruit or nuts; Deciduous	Rubbish; Maintenance	Elevation	Planting zone(s)
Juniperus chinensis ssp. torulosa (Cupressaceae) Hollywood twisted juniper	35	8	dense; upright	med; med	good	mod	no	n/a	(dry) med- wet;	none nondecid.	no rubbish; low maint.	low-med	1,2,(3),4
Bauhinia x blakeana (Fabaceae) Hong Kong orchid tree	25	25	open; round	fast; good	med	sens	no	purple SpSuFa	(dry) med- wet;	none nondecid.	mod (flwrs); med maint.	low-med	1,2,(3), 4,(5)
Barringtonia asiatica (Lecythidaceae) hutu	35	35	open; upright; round	med; poor	good	tol	no	white SpSuFa	(dry) med- wet;	fruit/nuts nondecid.	mod (lvs, fruit); med maint.	low	1,(3), 4,5
Artocarpus heterophyllus (Moraceae) jack fruit	35	30	dense; upright; round	med; good	good	mod	no	inconspic.	(dry) med- wet;	fruit/nuts nondecid.	mod (lvs, fruit); med maint.	low-med	1,(3),4
Cordia subcordata (Boraginaceae) kou NATIVE	30	25	dense; upright; round	fast; poor	med	tol	no	orange SpSuFaWn	(dry) med- wet;	fruit/nuts nondecid.	low (fruit); med maint.	low	1,(3), 4,5
Aleurites moluccana** (Euphorbiaceae) kukui POLYN. INTRO	35	30	dense; upright; round	fast; good	med	mod	no	white	(dry) med- wet;	fruit/nuts nondecid.	mod (lvs, seeds); med maint.	low-med	1,(3),4, (5)
Hernandia nymphaeifolia (Hernandiaceae) lantern tree, jack in the box, bing-a-bing	30	25	dense; upright; round	med; med	med	tol	no	white SpSuFaWn	med-wet;	none nondecid.	mod (lvs, fruit); med maint.	low	(3),(5)
Noronhia emarginata* (Oleaceae) Madagascar olive	35	25	dense; upright; round	med; med	good	tol	no	inconspic.	dry-med-wet;	fruit/nuts nondecid.	mod (fruit); med maint.	low-med	3,4,5

TABLE 3-2: PARK, GREENWAY, AND OPEN SPACE TREES - MEDIUM

Water requirements: Categories in parentheses are too dry for plant natural survival. Additional water is required to satisfy plant needs. **Zones:** Numbers in parentheses need site modification for good plant growth. **HPWRA designations:** *=EVALUATE; **= OVERRIDE (only kukui, noni and milo). **Endangered species** are denoted with ***.

Genus species (Family) Common name(s)	Expected mature height (ft)	Expected mature spread (ft)	Crown density; Growth habit	Growth rate; Shade tol.	Wind tol.	Salt tol.	Intrusive roots	Flower color; Time of flwr	Water requirements; Poisonous	Fruit or nuts; Deciduous	Rubbish; Maintenance	Elevation	Planting zone(s)
<i>Thespesia grandiflora</i> (Malvaceae) maga	30	25	dense; upright: round	fast; med	med	sens	yes	red SuFa	dry-med-wet;	fruit/nuts nondecid.	no rubbish; low maint.	low-med	1,3,4
<i>Magnolia grandiflora</i> 'Little Gem' (Magnoliaceae) magnolia little gem	25	15	dense; upright: round	med; med	med	sens	no	white SpSu	med-wet;	fruit/nuts nondecid.	mod (lvs); med maint.	low-med	1,2,(3),4
<i>Swietenia mahagoni</i> (Meliaceae) mahogany	35	25	dense; round	slow; poor	good	tol	no	inconspic.	(dry) med- wet;	none nondecid.	no rubbish; low maint.	low-med	1,(3),4
<i>Sapindus saponaria</i> (Sapindaceae) maneke, soapberry NATIVE	35	25	open; round	fast; med	med	sens	no	inconspic.	med;	fruit/nuts wn	no rubbish; low maint.	med- high	1,2,4
<i>Artocarpus odoratissimus</i> (Moraceae) marang	35	20	med; upright	fast; med	med	mod	no	inconspic.	med-wet;	fruit/nuts nondecid.	mod (lvs); med maint.	low	1,4,5
<i>Thespesia populnea</i> ** (Malvaceae) milo NATIVE	25	25	dense; round	fast; med	good	tol	no	yellow SpSuFa	(dry) med- wet;	none nondecid.	mod (lvs, fruit); med maint.	low-med	1,2,(3), 4,5
<i>Syzygium malaccense</i> (Myrtaceae) mountain apple, ohia ai POLYN. INTRO	35	25	med; upright: round	med; good	poor	sens	no	red, white SpSuFa	med-wet;	none nondecid.	mod (fruit); med maint.	low-med	1,(3),4
<i>Michelia champaca</i> (Magnoliaceae) mulang, orange champak	35	25	dense; upright: round	med; med	med	sens	no	yellow/ orange SpSu	(dry) med- wet;	none nondecid.	mod (lvs); low maint.	med	1,2,(3),4
<i>Pterocarpus indicus</i> (Fabaceae) narra	40	35	dense; upright: round	fast; poor	med	mod	no	yellow/ gold Sp	(dry) med- wet;	fruit/nuts wn	mod (lvs); low maint.	low-med	1,2,(3), 4,(5)

TABLE 3-2: PARK, GREENWAY, AND OPEN SPACE TREES - MEDIUM

Water requirements: Categories in parentheses are too dry for plant natural survival. Additional water is required to satisfy plant needs. **Zones:** Numbers in parentheses need site modification for good plant growth. **HPWRA designations:** *=EVALUATE; **= OVERRIDE (only kukui, noni and milo). **Endangered species** are denoted with ***.

Genus species (Family) Common name(s)	Expected mature height (ft)	Expected mature spread (ft)	Crown density; Growth habit	Growth rate; Shade tol.	Wind tol.	Salt tol.	Intrusive roots	Flower color; Time of flwr	Water requirements; Poisonous	Fruit or nuts; Deciduous	Rubbish; Maintenance	Elevation	Planting zone(s)
Reynoldsia sandwicensis (Araliaceae) ohe makai NATIVE (ENDEMIC)	25	20	med; round	med; poor	good	sens	no	inconspic.	dry;	none su	low (lvs); low maint.	low-med	2,3,4
Michelia x alba (Magnoliaceae) paklan, white champak	30	25	dense; upright: round	med; med	med	sens	no	white SpSuFaWn	(dry) med- wet;	none nondecid.	no rubbish; low maint.	low	1,2,(3),4
Pisonia umbellifera (Nyctaginaceae) papala kepau, aulu NATIVE	25	20	med; upright: round	fast; good	poor	sens	no	inconspic.	wet;	none nondecid.	no rubbish; low maint.	low	1,4
Tabebuia heterophylla (Bignoniaceae) pink tecoma	35	25	dense; upright: round	med; med	med	mod	no	pink SpSuFa	dry-med-wet;	none nondecid.	no rubbish; low maint.	low-med	1,2,3,4, (5)
Tabebuia rosea* (Bignoniaceae) pink trumpet tree	30	25	med; round	fast; med	med	sens	no	pink SpSu	(dry) med- wet;	none wn	mod(lvs); med maint.	low-med	1,2,(3),4
Cassia javanica (Fabaceae) pink/white shower tree	25	25	med; upright: round	fast; med	good	mod	no	pink/white SpSu	(dry) med- wet;	fruit/nuts wn	mod (pods); med maint.	low-med	1,2,(3),4
Afrocarpus falcatulus (Podocarpaceae) podocarpus, African fern pine	30	20	dense; upright: round	slow; good	good	mod	no	inconspic.	(dry) med- wet;	none nondecid.	no rubbish; low maint.	low- med- high	1,2,(3),4
Amherstia nobilis (Fabaceae) pride of Burma, amherstia	30	25	med; upright: round	slow; good	poor	sens	no	pink/ yellow Sp	(dry) med- wet;	none nondecid.	no rubbish; low maint.	low-med	1,(2),(3), 4
Cassia x nealae (Fabaceae) rainbow shower tree	35	30	med; upright: round	fast; poor	med	sens	yes	pink/ yellow SpSu	(dry) med- wet;	none wn	mod (lvs, flws); med maint.	low-med	1,(3),4

TABLE 3-2: PARK, GREENWAY, AND OPEN SPACE TREES - MEDIUM

Water requirements: Categories in parentheses are too dry for plant natural survival. Additional water is required to satisfy plant needs. **Zones:** Numbers in parentheses need site modification for good plant growth. **HPWRA designations:** *=EVALUATE; **= OVERRIDE (only kukui, noni and milo). **Endangered species** are denoted with ***.

Genus species (Family) Common name(s)	Expected mature height (ft)	Expected mature spread (ft)	Crown density; Growth habit	Growth rate; Shade tol.	Wind tol.	Salt tol.	Intrusive roots	Flower color; Time of flwr	Water requirements; Poisonous	Fruit or nuts; Deciduous	Rubbish; Maintenance	Elevation	Planting zone(s)
Saraca declinata (Fabaceae) red saraca	25	25	med; upright; spreading	med; med	poor	sens	no	red/ orange SpSuWn	(dry) med- wet;	none nondecid.	no rubbish; low maint.	low-med	1,(2),(3), 4,(5)
Brownea macrophylla (Fabaceae) rouge puff	30	25	dense; upright; round	med; med	poor	sens	no	orange SpWn	med-wet;	none nondecid.	no rubbish; low maint.	low-med	1,2,(3),4
Delonix regia (Fabaceae) royal poinciana	30	40	med; spreading	fast; poor	good	sens	yes	red, orange SpSu	dry-med-wet;	fruit/nuts wn	mod (pods); med maint.	low-med	1,2,3,4
Kigelia africana (Bignoniaceae) sausage tree	25	25	med; upright; round	med; poor	med	tol	no	red SpSu	(dry) med;	none nondecid.	mod (fruit); low maint.	low-med	1,2,(3), 4,5
Saraca indica (Fabaceae) shasoka tree	25	25	med; upright; spreading	med; med	poor	sens	no	yellow/ red/ orange SpSuWn	(dry) med- wet;	none nondecid.	no rubbish; low maint.	low-med	1,(2),(3), 4,(5)
Eucalyptus cinerea (Myrtaceae) silver dollar eucalyptus	35	25	dense; upright; round	fast; med	good	mod	yes	inconspic.	dry-med;	none nondecid.	mod (lvs); med maint.	low- med- high	2,(3),4
Saraca asoca (Fabaceae) sorrowless tree, asoka	25	25	med; upright; spreading	med; med	poor	sens	no	yellow/red/orange SpSuWn	(dry) med- wet;	none nondecid.	no rubbish; low maint.	low-med	1,(2),(3), 4,(5)
Erythrina variegata (Fabaceae) tiger's claw, Indian coral	30	30	med; upright; round	fast; poor	good	tol	yes	red, white Sp	dry-med;	fruit/nuts wn	mod (lvs, pods); high maint.	low	3,4,5
Tipuana tipu (Fabaceae)	30	25	open; spreading	med; poor	good	tol	no	yellow SpSu	dry-med;	none nondecid.	no rubbish; low maint.	low-med	3,4,5
Ravenala madagascariensis (Strelitziaceae) traveler's tree	25	15	open; upright	med; med	good	mod	no	green bracts SpSuFaWn	(dry) med- wet;	none nondecid.	no rubbish; low maint.	low-med	1,2,(3), 4,(5)

TABLE 3-2: PARK, GREENWAY, AND OPEN SPACE TREES - MEDIUM

Water requirements: Categories in parentheses are too dry for plant natural survival. Additional water is required to satisfy plant needs. **Zones:** Numbers in parentheses need site modification for good plant growth. **HPWRA designations:** *=EVALUATE; **= OVERRIDE (only kukui, noni and milo). **Endangered species** are denoted with ***.

Genus species (Family) Common name(s)	Expected mature height (ft)	Expected mature spread (ft)	Crown density; Growth habit	Growth rate; Shade tol.	Wind tol.	Salt tol.	Intrusive roots	Flower color; Time of flwr	Water requirements; Poisonous	Fruit or nuts; Deciduous	Rubbish; Maintenance	Elevation	Planting zone(s)
Erythrina variegata 'Tropic Coral' (Fabaceae) tropic coral	30	8	dense; upright	fast; poor	good	sens	no	orange Wn	(dry) med;	none nondecid.	mod (lvs); low maint.	low	1,(3),4
Harpullia pendula (Sapindaceae) tulipwood	25	20	med; upright; round	fast; med	med	sens	no	inconspic.	(dry) med- wet;	none nondecid.	no rubbish; low maint.	low-med	1,2,(3),4
Pandanus tectorius 'Baptistii' (Pandaceae) variegated pandanus	25	20	dense; upright	med; med	good	tol	no	white SpSuFaWn	(dry) med- wet;	none nondecid.	high (lvs); high maint.	low-med	1,2,(3), 4,5
Callistemon viminalis (Myrtaceae) weeping bottlebrush	25	20	dense; upright; round	med; med	good	mod	no	red SpSuFaWn	(dry) med;	none nondecid.	no rubbish; low maint.	low- med- high	1,2,(3),4
Bauhinia variegata 'Candida' (Fabaceae) white orchid tree	30	25	med; round	fast; med	med	sens	no	white SpWn	(dry) med;	fruit/nuts nondecid.	mod (lvs); low maint.	low-med	2,(3),4
Erythrina sandwicensis (Fabaceae) wiliwili NATIVE (ENDEMIC)	30	25	med; spreading	fast; poor	good	mod	yes	red, orange, white, green, yellow SpSu	dry-med;	none su-fa	mod (lvs, pods); med maint.	low	2,3,4,(5)
Saraca thalipingensis (Fabaceae) yellow saraca	25	25	med; upright; spreading	med; med	poor	sens	no	yellow SpSuWn	(dry) med- wet;	none nondecid.	no rubbish; low maint.	low-med	1,(2),(3), 4,(5)
Tabebuia ochracea (Bignoniaceae) yellow trumpet tree	35	30	med; upright; round	med; poor	med	sens	no	yellow SpSu	dry-med-wet;	none wn	mod (lvs); low maint.	low-med	1,3,4
Catalpa longissima (Bignoniaceae) yokewood	35	25	dense; upright	med; med	good	mod	no	white SpSu	(dry) med;	none nondecid.	no rubbish; low maint.	low-med	(3),4

TABLE 3-3: PARK, GREENWAY, AND OPEN SPACE TREES – LARGE

TABLE 3-3: PARK, GREENWAY, AND OPEN SPACE TREES - LARGE

Water requirements: Categories in parentheses are too dry for plant natural survival. Additional water is required to satisfy plant needs. **Zones:** Numbers in parentheses need site modification for good plant growth. **HPWRA designations:** *=EVALUATE; **= OVERRIDE (only kukui, noni and milo). **Endangered species are denoted with ***.**

Genus species (Family) Common name(s)	Expected mature height (ft)	Expected mature spread (ft)	Crown density; Growth habit	Growth rate; Shade tol.	Wind tol.	Salt tol.	Intrusive roots	Flower color; Time of flwr	Water requirements; Poisonous	Fruit or nuts; Deciduous	Rubbish; Maintenance	Elevation	Planting zone(s)
Guettarda speciosa (Rubiaceae) beach gardenia, pua pua, wut	40	30	dense; upright; spreading	med; poor	med	tol	no	white SpSuFaWn	(dry) med;	none nondecid.	low, lvs, fruit; med maint.	low-med	3,4,5
Corymbia intermedia (Myrtaceae) bloodwood	50	30	med; upright	fast; med	good	sens	no	white SpSu	med;	none nondecid.	mod (lvs); med maint.	med- high	2
Elaeocarpus angustifolius* (Elaeocarpaceae) blue marble tree	50	25	med; upright	fast; med	med	sens	no	white	med-wet;	fruit/nuts nondecid.	no rubbish; low maint.	low-med	1,4
Ficus religiosa (Moraceae) bo tree, peepul tree	50	70	med; upright; round	med; poor	good	tol	no	inconspic. SuFa	dry-med-wet;	none nondecid.	low (lvs); low maint.	low-med	1,3,4,5
Cinnamomum aromaticum (Lauraceae) cassia bark tree	40	35	dense; round	fast; good	good	sens	yes	inconspic.	med-wet;	none nondecid.	no rubbish; low maint.	low-med	1,4
Araucaria columnaris (Araucariaceae) Cook pine	130	20	dense; upright	fast; med	good	tol	no	inconspic.	(dry) med- wet;	none nondecid.	low (branches); med maint.	low-med	1,2,(3), 4,5
Enterolobium cyclocarpum (Fabaceae) earpod tree	80	80	open; upright; spreading	fast; med	good	mod	yes	white	dry-med;	fruit/nuts wn	low (pods); med maint.	low-med	1,3,4
Eucalyptus tereticornis (Myrtaceae) forest redgum	60	35	med; upright	fast; med	good	sens	yes	white	dry-med;	none nondecid.	mod (lvs); med maint.	med- high	1,2,4
Eucalyptus salubris (Myrtaceae) gimlet	60	40	dense; upright; spreading	fast; med	good	tol	no	yellow SpSu	dry-med;	none su	no rubbish; low maint.	low	2,3,4,5

TABLE 3-3: PARK, GREENWAY, AND OPEN SPACE TREES - LARGE

Water requirements: Categories in parentheses are too dry for plant natural survival. Additional water is required to satisfy plant needs. **Zones:** Numbers in parentheses need site modification for good plant growth. **HPWRA designations:** *=EVALUATE; **= OVERRIDE (only kukui, noni and milo). **Endangered species** are denoted with ***.

Genus species (Family) Common name(s)	Expected mature height (ft)	Expected mature spread (ft)	Crown density; Growth habit	Growth rate; Shade tol.	Wind tol.	Salt tol.	Intrusive roots	Flower color; Time of flwr	Water requirements; Poisonous	Fruit or nuts; Deciduous	Rubbish; Maintenance	Elevation	Planting zone(s)
Tabebuia donnell-smithii (Bignoniaceae) gold tree, primavera	75	30	med; upright	med; poor	poor	mod	no	yellow SpSu	dry-med-wet;	none wn, sp	mod (lvs, flwrs); med maint.	low-med	1,3,4,(5)
Ficus benghalensis (Moraceae) Indian banyan	60	70	dense; upright; round	med; poor	good	tol	yes	red Fa	dry-med-wet;	none nondecid.	mod (lvs, fruit); med maint.	low	1,3,4,5
Ficus elastica (Moraceae) Indian rubber tree	60	60	dense; round	fast; med	good	tol	yes	inconspic.	dry-med-wet;	none nondecid.	high (lvs); high maint.	low-med	1,2,3, 4,5
Allocaurina verticillata (Casuarinaceae) ironwood (long leaf)	60	30	med; upright	fast; med	good	tol	no	pink SpSuFaWn	med;	none nondecid.	mod (lvs); low maint.	med	2
Jacaranda mimosifolia (Bignoniaceae) jacaranda	45	40	med; upright; spreading	fast; poor	med	sens	yes	blue SpSu	med-wet;	none sp	mod;lvs, flwrs; pods; med maint.	low-med	1,2,(3),4
Calophyllum inophyllum* (Clusiaceae) kamani POLYN. INTRO	40	30	dense; upright; round	med; poor	good	tol	yes	white SpSuFa	(dry) med- wet;	fruit/nuts nondecid.	mod (nuts); med maint.	low-med	1,(3), 4,5
Ceiba pentandra (Bombacaceae) kapok, silk-cotton tree	100	50	med; upright	fast; poor	good	mod	yes	pink FaWn	(dry) med- wet;	fruit/nuts fa	mod (lvs, silk); low maint.	low-med	1,2,(3),4
Acacia koa (Fabaceae) koa NATIVE (ENDEMIC)	50	50	open; round	fast; poor	med	sens	yes	creamy yellow SpWn	med-wet;	none nondecid.	low (lvs); med maint.	med- high	1,2,4
Magnolia grandiflora (Magnoliaceae) magnolia	55	50	dense; upright; round	med; med	med	sens	no	white SpSuFa	med-wet;	fruit/nuts nondecid.	mod (lvs); med maint.	low- med- high	1,2,(3),4

TABLE 3-3: PARK, GREENWAY, AND OPEN SPACE TREES - LARGE

Water requirements: Categories in parentheses are too dry for plant natural survival. Additional water is required to satisfy plant needs. **Zones:** Numbers in parentheses need site modification for good plant growth. **HPWRA designations:** *=EVALUATE; **= OVERRIDE (only kukui, noni and milo). **Endangered species** are denoted with ***.

Genus species (Family) Common name(s)	Expected mature height (ft)	Expected mature spread (ft)	Crown density; Growth habit	Growth rate; Shade tol.	Wind tol.	Salt tol.	Intrusive roots	Flower color; Time of flwr	Water requirements; Poisonous	Fruit or nuts; Deciduous	Rubbish; Maintenance	Elevation	Planting zone(s)
Samanea saman (Fabaceae) monkeypod tree	50	80	dense; spreading	fast; poor	med	sens	yes	pink SpSu	(dry) med- wet;	none wn	mod (lvs, fruit); med maint.	low-med	1,(3), 4,5
Ficus macrophylla* (Moraceae) Moreton bay fig	60	60	dense; round	fast; med	good	tol	yes	inconspic.	dry-med-wet;	fruit/nuts nondecid.	mod (lvs); high maint.	low-med	1,2,3,4,5
Eucalyptus crebra (Myrtaceae) narrow-leaved ironbark	60	30	med; upright	fast; med	good	sens	no	inconspic.	dry-med;	none nondecid.	mod (lvs); med maint.	med- high	2
Araucaria heterophylla (Araucariaceae) Norfolk Island pine	130	40	dense; upright	fast; poor	good	tol	no	inconspic.	(dry) med- wet;	none nondecid.	low, (branches); med maint.	low-med	1,2,(3), 4,5
Senna siamea (Fabaceae) pheasant wood, kassod tree	50	40	med; upright; round	fast; med	good	mod	no	yellow SuFa	(dry) med;	none wn	no rubbish; med maint.	low-med	1,(3),4
Cassia grandis (Fabaceae) pink shower tree, coral shower tree	40	30	open; upright; round	fast; poor	med	sens	yes	pink SpSu	dry-med-wet;	fruit/nuts wn	mod (lvs, pods); med maint.	low-med	1,3,4
Agathis robusta (Araucariaceae) Queensland kauri	80	30	med; upright	fast; poor	good	mod	no	inconspic.	(dry) med- wet;	fruit/nuts nondecid.	no rubbish; low maint.	low- med- high	1,2,(3),4
Eucalyptus deglupta (Myrtaceae) rainbow eucalyptus, mindanao gum	60	30	open; upright	fast; med	med	mod	no	white SpWn	med-wet;	none nondecid.	no rubbish; low maint.	low	1,(3),4
Eucalyptus sideroxylon (Myrtaceae) red ironbark	40	35	open; round	fast; med	good	sens	yes	white FaWn	dry-med;	none nondecid.	mod (lvs); low maint.	med- high	2,4

TABLE 3-3: PARK, GREENWAY, AND OPEN SPACE TREES - LARGE

Water requirements: Categories in parentheses are too dry for plant natural survival. Additional water is required to satisfy plant needs. **Zones:** Numbers in parentheses need site modification for good plant growth. **HPWRA designations:** *=EVALUATE; **= OVERRIDE (only kukui, noni and milo). **Endangered species** are denoted with ***.

Genus species (Family) Common name(s)	Expected mature height (ft)	Expected mature spread (ft)	Crown density; Growth habit	Growth rate; Shade tol.	Wind tol.	Salt tol.	Intrusive roots	Flower color; Time of flwr	Water requirements; Poisonous	Fruit or nuts; Deciduous	Rubbish; Maintenance	Elevation	Planting zone(s)
Pseudobombax ellipticum (Bombaceae) shaving brush tree	40	35	med; upright: round	med; poor	med	mod	no	pink, white SpWn	dry-med;	none wn	mod (lvs, flwrs); med maint.	low	1,3,4
Pinus elliottii* (Pinaceae) slash pine	50	30	dense; upright	fast; med	good	sens	no	inconspic.	med;	fruit/nuts nondecid.	no rubbish; low maint.	med	2
Tamarindus indica (Fabaceae) tamarind	40	30	dense; upright: round	med; med	good	mod	no	yellow/green SpSuFaWn	dry-med-wet;	none nondecid.	no rubbish; low maint.	low-med	1,3,4
Tectona grandis (Verbenaceae) teak	60	45	med; upright: round	fast; med	med	sens	no	white	med-wet;	none wn	mod (lvs); med maint.	low	1,(3),4
Terminalia catappa (Combretaceae) tropical almond, false kamani	45	60	med; spreading	med; poor	good	tol	yes	white Fa	dry-med-wet;	none nondecid.	high (lvs, fruit); high maint.	low	1,3,4,5
Artocarpus altilis (Moraceae) ulu, breadfruit POLYN. INTRO	40	30	med; upright: round	med; med	poor	mod	no	inconspic. Fa	(dry) med- wet;	fruit/nuts nondecid.	mod (lvs, fruit); med maint.	low-med	1,(3),4
Lophostemon confertus (Myrtaceae) vinegar tree, brush box, Brisbane box	50	30	dense; upright	fast; med	good	mod	no	inconspic.	med;	none nondecid.	mod (lvs); med maint.	med- high	1,2,(3),4
Ficus benjamina* (Moraceae) weeping banyan	50	70	dense; spreading	fast; good	good	tol	yes	inconspic.	dry-med-wet;	none nondecid.	low (lvs, fruit); low maint.	low	1,2,3, 4,5
Peltophorum pterocarpum (Fabaceae) yellow poinciana	40	35	med; upright: round	med; med	good	sens	yes	yellow SpSu	dry-med-wet;	none nondecid.	mod (pods); low maint.	low-med	1,3,4,5

TABLE 3-4: PARK, GREENWAY, AND OPEN SPACE PALM TREES – SMALL

TABLE 3-4: PARK, GREENWAY, AND OPEN SPACE PALM TREES - SMALL

Water requirements: Categories in parentheses are too dry for plant natural survival. Additional water is required to satisfy plant needs. **Zones:** Numbers in parentheses need site modification for good plant growth. **HPWRA designations:** *=EVALUATE; **= OVERRIDE (only kukui, noni and milo). **Endangered species** are denoted with ***.

Genus species (Family) Common name(s)	Expected mature height (ft)	Expected mature spread (ft)	Crown density; Growth habit	Growth rate; Shade tol.	Wind tol.	Salt tol.	Intrusive roots	Flower color; Time of flwr	Water requirements; Poisonous	Fruit or nuts; Deciduous	Rubbish; Maintenance	Elevation	Planting zone(s)
Hypophorbe lagenicaulis (Arecaceae) bottle palm	15	10	open; upright	slow; poor	good	sens	no	white SpSuFaWn	(dry) med- wet;	none nondecid.	no rubbish; low maint.	low-med	1,2,(3), 4,(5)
Pritchardia glabrata (Arecaceae) drawf-loulu (W. Maui) NATIVE (ENDEMIC)	6	6	dense; round	slow; med	good	sens	no	yellow SpSuWn	(dry) med- wet;	fruit/nuts nondecid.	no rubbish; low maint.	med	2,(3),4
Phoenix roebelinii (Arecaceae) dwarf date palm	15	8	open; upright	med; med	good	mod	no	white SpSuFaWn	(dry) med- wet;	none nondecid.	no rubbish; low maint.	low	1,(3),4, (5)
Pinanga kuhlii* (Arecaceae) ivory cane palm	12	4	open; upright	med; good	poor	sens	no	inconspic.	(dry) med- wet;	none nondecid.	no rubbish; low maint.	low	1,(3)
Howea forsteriana* (Arecaceae) kentia palm	15	10	med; upright	slow; good	poor	mod	no	white SpSuFa	med-wet;	fruit/nuts nondecid.	low (vs); low maint.	med- high	1,2,(3),4
Pritchardia hillebrandii (Arecaceae) loulu, loulu-lelo (Molokai) NATIVE (ENDEMIC)	20	10	dense; upright	slow; med	good	tol	no	inconspic.	(dry) med- wet;	fruit/nuts nondecid.	no rubbish; low maint.	low	1,(3), 4,5
Veitchia merrillii (Arecaceae) Manila palm	20	10	open; upright	slow; med	good	mod	no	white SpSuFa	(dry) med- wet;	none nondecid.	no rubbish; low maint.	low-med	1,2,(3), 4,(5)
Cyrtostachys renda* (Arecaceae) red sealing wax palm	20	15	open; upright	med; good	med	sens	no	inconspic.	(dry) med- wet;	none nondecid.	no rubbish; low maint.	low	1,(3)
Ptychosperma elegans* (Arecaceae) solitaire palm	20	10	med; upright	fast; med	good	sens	no	inconspic.	(dry) med- wet;	none nondecid.	no rubbish; low maint.	low	1,(3),4
Thrinax parviflora (Arecaceae) thrinx palm, pea berry palm	20	10	med; upright	med; med	good	mod	no	inconspic.	(dry) med- wet;	none nondecid.	no rubbish; low maint.	low	1,(3),4, (5)

TABLE 3-5: PARK, GREENWAY, AND OPEN SPACE PALM TREES – MEDIUM

TABLE 3-5: PARK, GREENWAY, AND OPEN SPACE PALM TREES - MEDIUM

Water requirements: Categories in parentheses are too dry for plant natural survival. Additional water is required to satisfy plant needs. **Zones:** Numbers in parentheses need site modification for good plant growth. **HPWRA designations:** *=EVALUATE; **= OVERRIDE (only kukui, noni and milo). **Endangered species** are denoted with ***.

Genus species (Family) Common name(s)	Expected mature height (ft)	Expected mature spread (ft)	Crown density; Growth habit	Growth rate; Shade tol.	Wind tol.	Salt tol.	Intrusive roots	Flower color; Time of flwr	Water requirements; Poisonous	Fruit or nuts; Deciduous	Rubbish; Maintenance	Elevation	Planting zone(s)
<i>Latania loddigesii</i> (Arecaceae) blue latan palm	25	15	dense; upright	slow; med	med	mod	no	white SpSuFaWn	(dry) med- wet;	none nondecid.	no rubbish; low maint.	low-med	1,2,(3), 4,(5)
<i>Livistona chinensis</i> * (Arecaceae) Chinese fan palm	30	10	dense; upright	slow; med	good	mod	no	inconspic.	(dry) med- wet;	none nondecid.	no rubbish; low maint.	low	1,(3),4, (5)
<i>Pritchardia pacifica</i> (Arecaceae) Fiji/Tonga fan palm	25	15	dense; upright	slow; low	good	mod	no	inconspic.	(dry) med- wet;	none nondecid.	no rubbish; low maint.	low	1,(3),4, (5)
<i>Caryota mitis</i> * (Arecaceae) fishtail palm	25	15	dense; upright	fast; med	med	sens	no	inconspic.	(dry) med- wet;	none nondecid.	no rubbish; low maint.	low	1,(3)
<i>Wodyetia bifurcata</i> (Arecaceae) foxtail palm	30	12	open; upright	fast; poor	good	mod	no	inconspic.	(dry) med- wet;	none nondecid.	no rubbish; low maint.	low-med	1,(3),4, (5)
<i>Pritchardia arecina</i> (Arecaceae) golden loulou (E. Maui) NATIVE (ENDEMIC)	30	10	dense; upright	slow; med	good	mod	no	inconspic.	(dry) med- wet;	fruit/nuts nondecid.	no rubbish; low maint.	low-med	1,(2),4
<i>Veitchia joannis</i> (Arecaceae) Joannis palm, Fiji ivory palm	35	20	open; upright	fast; good	med	sens	no	inconspic.	(dry) med- wet;	none nondecid.	no rubbish; low maint.	low	1,(3),4
<i>Veitchia montgomeryana</i> (Arecaceae) Montgomery palm	30	20	open; upright	fast; good	good	sens	no	inconspic.	(dry) med- wet;	none nondecid.	no rubbish; low maint.	low	1,(3),4

TABLE 3-5: PARK, GREENWAY, AND OPEN SPACE PALM TREES - MEDIUM

Water requirements: Categories in parentheses are too dry for plant natural survival. Additional water is required to satisfy plant needs. **Zones:** Numbers in parentheses need site modification for good plant growth. **HPWRA designations:** *=EVALUATE; **= OVERRIDE (only kukui, noni and milo). **Endangered species** are denoted with ***.

Genus species (Family) Common name(s)	Expected mature height (ft)	Expected mature spread (ft)	Crown density; Growth habit	Growth rate; Shade tol.	Wind tol.	Salt tol.	Intrusive roots	Flower color; Time of flwr	Water requirements; Poisonous	Fruit or nuts; Deciduous	Rubbish; Maintenance	Elevation	Planting zone(s)
Dictyosperma album var. (Arecaceae) princess palm	35	20	med; upright	med; poor	med	tol	no	creamy red	(dry) med- wet;	none nondecid.	no rubbish; low maint.	low-med	1,(3), 4,5
Syagrus romanzoffiana (Arecaceae) queen palm	30	20	med; upright	med; good	good	mod	no	inconspic.	dry-med-wet;	none nondecid.	no rubbish; low maint.	low	1,3,4,(5)
Livistona rotundifolia (Arecaceae) Sadang palm	30	10	med; upright	med; good	med	mod	no	inconspic.	(dry) med- wet;	fruit/nuts nondecid.	no rubbish; low maint.	low	1,(3),4
Coccothrinax barbadensis* (Arecaceae) silver thatch palm	35	8	med; upright	med; poor	good	tol	no	yellow	dry-med;	none nondecid.	low (lvs); low maint.	low	2,3,5
Pritchardia thurstonii (Arecaceae) Thurston/Fiji fan palm	25	10	dense; upright	slow; poor	good	tol	no	inconspic.	(dry) med- wet;	none nondecid.	no rubbish; low maint.	low	1,(3), 4,5
Dypsis decaryi (Arecaceae) triangle palm	30	15	med; upright	med; poor	good	sens	no	inconspic.	(dry) med- wet;	none nondecid.	no rubbish; low maint.	low-med	1,3,4
Veitchia winin (Arecaceae) Winin palm	30	15	open; upright	fast; good	good	sens	no	inconspic.	med-wet;	none nondecid.	no rubbish; low maint.	low	1,(3),4

TABLE 3-6: PARK, GREENWAY, AND OPEN SPACE PALM TREES – LARGE

TABLE 3-6: PARK, GREENWAY, AND OPEN SPACE PALM TREES - LARGE

Water requirements: Categories in parentheses are too dry for plant natural survival. Additional water is required to satisfy plant needs. **Zones:** Numbers in parentheses need site modification for good plant growth. **HPWRA designations:** *=EVALUATE; **= OVERRIDE (only kukui, noni and milo). **Endangered species** are denoted with ***.

Genus species (Family) Common name(s)	Expected mature height (ft)	Expected mature spread (ft)	Crown density; Growth habit	Growth rate; Shade tol.	Wind tol.	Salt tol.	Intrusive roots	Flower color; Time of flwr	Water requirements; Poisonous	Fruit or nuts; Deciduous	Rubbish; Maintenance	Elevation	Planting zone(s)
Bismarckia nobilis (Arecaceae) Bismarck palm	50	30	dense; upright	med; poor	good	tol	no	cream	dry-med;	fruit/nuts nondecid.	no rubbish; low maint.	low-med	1,3,4,(5)
Roystonea oleracea (Arecaceae) Caribbean royal palm, cabbage palm	80	20	med; upright	fast; med	good	mod	no	yellow	(dry) med- wet;	none nondecid.	mod (lvs); med maint.	low-med	1,(3),4, (5)
Carpentaria acuminata (Arecaceae) Carpentaria palm	40	15	med; upright	fast; poor	med	sens	no	white	(dry) med- wet;	fruit/nuts nondecid.	no rubbish; low maint.	low-med	1,3,4,(5)
Roystonea regia (Arecaceae) Cuban royal palm	50	20	med; upright	fast; med	good	mod	no	yellow	(dry) med- wet;	none nondecid.	mod (lvs); med maint.	low-med	1,(3),4, (5)
Metroxylon amicarum (Arecaceae) ivory nut palm	80	35	med; upright	fast; good	med	mod	no	white	med-wet;	none nondecid.	mod (lvs); low maint.	low	1
Ravenea rivularis (Arecaceae) majesty palm	40	15	open; upright	med; good	poor	sens	no	inconspic.	(dry) med- wet;	none nondecid.	no rubbish; low maint.	low	1,(3)
Cocos nucifera (Arecaceae) niu, coconut POLYN. INTRO	100	30	open; upright	med; poor	good	tol	no	white SpSuFaWn	dry-med-wet;	fruit/nuts nondecid.	mod (lvs, nuts); high maint.	low	1,3,4,5
Archontophoenix cunninghamiana (Arecaceae) Seaforthia palm	45	15	med; upright	fast; med	good	sens	no	lavender	(dry) med- wet;	none nondecid.	no rubbish; low maint.	low	1,(3),4

CHAPTER 4. PARKING LOT TREES

This chapter's text represents "best practices" that the Maui County Arborist Committee is suggesting for parking lot owners/managers to follow. Because a parking lot shade goal of 25% in fifteen years is the first of its kind in Hawaii, the Arborist committee is aware that it may need to make adjustments to this chapter in the future. Parking lot owners need to grow healthy, well cared for trees with broad canopies that are properly pruned following ISA standards to reach this goal. Until these practices are supported by a Maui County ordinance, the chapter text portion is recommended rather than required. In addition, some of the definitions below are repeated from Chapter 1 for convenience of the reader.

4.1 DEFINITIONS

- 4.101 Bubbler: Irrigation head that water bubbles out and causes directed watering to an area such as a tree's watering basin.
- 4.102 Continuous Planter: An in-ground planting area along property lines, or along entrance or exit roads, or in front of a single row of parking stalls, or between a double row of parking stalls, or along a building.
- 4.103 Crown/Canopy: The upper portion of a tree consisting of its branches and leaves.
- 4.104 Hardscape: Asphalt, concrete, and other hard surfaces used as part of a landscape.
- 4.105 Large Crown Shade: All trees (not species specific) whose crown equals or exceeds the "Expected Mature Spread" in feet as listed in the "Parking Lot Trees" tables.
- 4.106 Root Barrier: Various synthetic products used to deflect tree roots from impacting with, and causing damage to, hardscapes and underground utilities.
- 4.107 Stream Head: An irrigation head used to water the surface of a planter. Water comes out in streams, as opposed to a spray, making for less wind deflection. It is used primarily for ground covers, turfgrass, and shrubs where surface roots are more common.
- 4.108 Tree Well/Planter: In-ground planters of various shapes and sizes dispersed throughout a parking area for the purpose of growing shade trees and other landscape plants. They are usually edged by concrete or asphalt curbing.

- 4.109 Water Basin: The area, usually four feet in diameter, surrounding a newly planted tree and formed by mounding a six inch high berm of onsite soil. The basin collects water for tree irrigation.

4.2 PURPOSE

- 4.201 The Maui County Planting Plan is written to provide guidance for implementing 19.36A.070 of the Maui County Code which says, “Large crown shade trees shall be provided at minimum regular intervals for every five spaces throughout each parking area. Appropriate hedge material and/or earth mounds, and shrubs shall be provided in linear masses to function as visual screens.” This chapter will address how trees can be placed and maintained to fulfill their “large crown shade tree” mission in parking lots. Other chapters address hedges and ground covers available for use in parking lot landscaping.
- 4.202 Because well planted and well maintained landscaping in parking lots improve the overall quality of life in Maui County, this chapter provides guidelines for use by engineers, architects, developers, and parking lot owners to help them with tree choices, planting, and post planting maintenance. Because people go out of their way to park under shade, this chapter reflects a desire to provide the shade people want and be in conformance with Chapter 19.36A of the Maui County Code.
- 4.203 When 19.36A.070 of the Maui County Code was first written, the purpose was for providing shade for people comfort and landscape aesthetics. With the drastic increase in cars and scientific documentation that parked cars under shade volatilize less air pollutants that contribute to global warming, the placement of trees and the amount of shade they provide take on a greater importance (Scott, et al., 1999).
- 4.204 Following are a few excerpts taken from professionally written articles on the scientific research that support the positive role large canopied parking lot shade trees have in providing shade, reducing air pollution, and providing a healthier, more comfortable, and more attractive environment for people and business. See literature citations at the end of this chapter.
- 4.204-A Parking lots can be characterized as miniature heat islands and sources of motor-vehicle pollutants (Hahn and Pfeifer 1994; Asaeda, et al., 1996).

- 4.204-B Through cooling of heat islands, urban forests may reduce vehicle hydrocarbon emissions (Cardelino and Chameides 1990; Taha 1996, 1997).
- 4.204-C Vegetation canopies cool microclimates by direct shading of the ground surface and indirectly by the transpiration of water through leaves (Lee 1978; Oke 1987).
- 4.204-D An experiment was done in a Davis, California shopping center parking lot during August 5-7, 1997 (Scott, et al., 1999). The lot contained shaded and unshaded portions. Twenty-nine percent of the parking lot was shaded by trees with a crown density (amount of leaves) of only 63% due to a drought. With more foliage temperature differences would have been greater between shaded and unshaded portions. A summary of the study’s parking lot tree shade benefits follows:

Area	Heat Difference of Shaded-Unshaded Lots
Air Temperature	Shaded parts of lot averaged 1°C to 2°C (1.8°F to 3.6°F) cooler than unshaded portions.
Vehicle Cabin Temperature	Shaded vehicle cabins averaged 26.2°C (47.2°F) cooler than unshaded vehicles.
Vehicle Fuel Tank Temperature	Shaded vehicle tanks averaged 2°C to 4°C (3.6°F to 7.2°F) cooler than for unshaded vehicles.

- 4.204-E From a business point of view, research has shown that shopping centers with well cared for landscapes with large shade trees in their parking lots are more inviting to customers who will travel further to shop there, will stay longer, spend more money, and make more return visits. The increase in sales will help to offset the costs for planting and providing proper tree and landscape care (Wolf 2005). Merchants often have different and lesser appreciation for trees and may assume that shoppers share their attitudes (Wolf 2009). In spite of a financial gain for merchants, there is an apparent disconnect between merchant and customer appreciation of parking lot shade trees as shown by Wolf’s 2005 and 2009 studies.

- 4.205 Besides a reduction of vehicle emissions and a mitigation of urban heat islands, readings support additional parking lot shade tree benefits such as: a potential for prolonged pavement life due to shade, reduced human exposure to UV radiation due to canopy interception, air pollutant uptake by tree canopies, and mitigation of urban storm water runoff.
- 4.206 Because trees provide more than just shade, photovoltaic, windmill, and solar energy projects that necessitate the removal or elimination of required trees should relocate such trees elsewhere on the property. If the trees are too old or have problems, young specimens could be planted on the property as replacements. Relocated/new trees should be planted and cared for in conformance with the MCPP.

4.3 THE GOAL

- 4.301 The goal of this chapter is to provide a minimum of 25% parking lot shade from trees within fifteen years after planting, and that this percentage of shade, or more, is maintained thereafter by the parking lot’s owner.
- 4.302 The Maui County Arborist Committee calculated the percentage of shade produced by trees in a commercial parking lot utilizing Maui County Planning Department 19.36A standards and obtained a minimum of 25% shade when using medium sized tree canopies at maturity.
- 4.303 If noncommercial parking lots have a difficulty meeting the 25% shade in fifteen years, owners may communicate in writing with the Arborist Committee for recommendations.
- 4.304 If an existing parking lot owner is required to bring their parking lot up to current standards and does not have the space for a sufficient number of trees to meet the 25% shade goal, the parking lot owner may communicate in writing with the Arborist Committee for recommendations.
- 4.305 Supported by local references, the Arborist Committee is of the opinion that when trees are well cared for and pruned correctly without topping, the amount of shade their canopies provide at maturity will be at a minimum what is found in the “Parking Lot Trees” tables at the end of this chapter (Staples, et al., 2005; Rauch, et al., 2006, 2009.)
- 4.306 To achieve this percentage of shade, engineers, architects, developers, and parking lot owners need to:
 - 4.306-A Locate trees to optimize their shade onto where cars park and maneuver.

- 4.306-B Plant the right size tree in the right size planter.
- 4.306-C Plant a few extra trees or use ones with larger canopies, planting space available, to make up any shade deficiency.
- 4.306-D Allow canopies to grow to their expected spread.
- 4.307 If existing on-site trees will be used as part of the parking lot's tree count and shade calculation, they need to be provided protection during construction. See Chapter 6:Policies, Procedures, And Standards For Planting, Pruning, Protecting And Maintaining Trees, section 6.6 Tree Protection at a Construction Site, for guidelines. Additional information can be obtained from *Trees and Development, a Technical Guide to Preservation of Trees during Land Development* by Nelda Matheny and James R. Clark, ISBN: 1-881956-20-2, an ISA publication, 184 pages, 1998.
- 4.308 After planting, replace trees that are missing, or dead, or not doing well. Unless otherwise approved by the Planning Department, replacement tree(s) shall be the same size and type as initially approved.
- 4.309 If for some reason matured trees are replaced, larger specimens than initially approved should be planted. Consult with the Planning Department for recommendations.
- 4.310 All pruning should be performed with an overall goal of providing maximum tree canopy development to provide and maintain a minimum of 25% shade within 15 years. It is not true that trees need to be "cut back" every few years. Topping trees and pruning them to resemble lollipops are contrary to the intent of this chapter. Hire pruners who are currently International Society of Arboriculture (ISA) Certified Arborists or Certified Tree Workers, who use pruning procedures recommended by the ISA. If in doubt, consult with the International Society of Arboriculture at isa@isa-arbor.com or the Maui County Arborist Committee.

4.4 PROCEDURES

- 4.401 The parking lot's planting plan should be submitted, along with other required documents, to the Department of Planning along with the application for "Landscape Planting Plans (LPAP)" for approval. The plan needs to provide all the required information discussed in this chapter.
- 4.402 Only trees from the "Parking Lot Trees" tables found at the end of this chapter may be used unless a request in writing to the Arborist Committee has been approved.

- 4.403 For clarification of tree characteristics, please see the Chapter 1 topic, “Tree and Other Plant Characteristics Defined” on page 7.

4.5 PARKING LOT TREE DIVERSITY

- 4.501 Tree diversity will be based on a tree’s genus (plural “genera”), taken from its scientific name. As discussed in Chapter 2, and repeated here for the reader’s convenience, a tree’s genus is the first word of its scientific name. For example, the tree, *Bauhinia variegata*, Bauhinia is the genus part of its scientific name and variegata is the species part of its scientific name. Tree scientific and common names are found in the “Parking Lot Trees” tables, beginning on page 75.
- 4.502 Trees of different genera are necessary when 26 or more parking stalls require landscaping. Trees of the same genus can be planted along a boundary, or in small groups. Groupings of different tree genera should be comingled in large parking lots. Current research supports that tree diversity provides habitats for a variety of insect pest predators for growing healthier trees.
- 4.503 Tree Diversity Requirements

Number of Parking Spaces	Minimum Number of Tree Genera Required
1-25	1 genus of trees.
26-75	No more than 50% of the trees may be of the same genus.
76 plus	No more than 25% of the trees may be of the same genus.

4.6 DETERMINING THE SQUARE FEET OF A PARKING LOT SURFACE TO BE TREE SHADED

- 4.601 If a site has two or more unconnected parking areas, their areas to be tree shaded are calculated separately. If the parking areas are connected by a joining drive, the areas to be tree shaded are calculated as one whole.
- 4.602 Areas under covered stalls (e.g. parking towers) may be excluded in determining the area requiring 25% shade.
- 4.603 Parking tower uncovered roof top parking area should be included in the area requiring 25% tree shade, even if the trees need to be planted in uncovered stalls on ground level.

- 4.604 Paved parking lot areas included in the computation to receive a minimum of 25% tree shade should be clearly indicated on the Parking Lot Shade plan by darkened boundaries, hatch marks, etc., and should include: all parking stalls and loading areas; all areas vehicles maneuver on and drive within the property line. Include tree planter surfaces, whole or in part, that are located within this area. See Figure 4-1: Parking Lot Shade Plan on page 69.
- 4.605 The following are excluded from the area requiring 25% tree shade:
- 4.605-A Areas used exclusively for truck loading and unloading and separated by a barrier.
 - 4.605-B Truck maneuvering and truck parking areas unconnected to, or exclusive of, any vehicle parking or maneuvering.
 - 4.605-C Surfaced areas for automobile dealerships, lumber yards, and similar facilities that are used for display, sales, service, and vehicle storage. However, all parking areas for patrons and workers are subject to the 25% shading requirement.
 - 4.605-D Surfaced areas not used for vehicle parking, driving or maneuvering, provided they are made inaccessible to vehicles by a barrier.
- 4.606 Using the above information, determine the parking lot area (in square feet) to be shaded by trees and use that information in Figure 4-2: Calculating Percentage of Parking Lot Shade, Part B on page 70.

4.7 DETERMINING THE SQUARE FEET OF SHADE THAT PARKING LOT TREES WILL PROVIDE

- 4.701 Shade credit is given in 25% increments based on the proportion of shading from a tree's crown that covers the parking area – and not outside of it. "Round up" for trees falling between percentages. Overlapping shade does not count twice.
- 4.702 Tree shade that falls on tree planter surfaces within the parking lot, whole or in part, is included in the calculation of the total amount of shade provided by the trees.
- 4.703 Using the plan on page 69 as an example, parking lot plans should clearly show:
- 4.703-A Tree locations with their expected matured tree canopies drawn to scale.

- 4.703-B The percentage of shade credit provided by each tree clearly indicated using words, numbers, or letters such as F, TQ, H, and Q. (F for 100%, TQ for 75%, H for 50%, and Q for 25%).
- 4.703-C Number of different tree types, quantity of each type, and amount of shade provided by each tree. Include both their scientific and common names as found in the “Parking Lot Trees” tables beginning on page 75.
- 4.704 The “square feet” of shade provided by each tree is determined by using the percentage of shade each provides on the parking lot’s surface (100%, 75%, 50%, or 25%), and locating its square foot equivalence as shown at the top of each "Parking Lot Trees" table beginning on page 75.
- 4.705 Using the “square feet” of shade each tree provides, complete Figure 4-2: Calculating Percentage of Parking Lot Shade, Part A on page 69.

4.8 CALCULATING PERCENTAGE OF PARKING LOT SHADE

- 4.801 Using information from 4.606 and 4.705, complete Figure 4-2: Calculating Percentage of Parking Lot Shade on page 70.
- 4.802 The proposed parking lot’s percentage of tree shade should reach a minimum of 25%.
- 4.803 Submit a completed Figure 4-1: Parking Lot Shade Plan and Figure 4-2: Calculating Percentage of Parking Lot Shade, along with the parking lot plans to the Department of Public Works when applying for a building permit.

4.9 PARKING LOT PLANTERS

- 4.901 Individual tree wells should have plantable areas no less than:

Tree Expected Mature Spread	Minimum Tree Well Area	Possible Configuration
15 ft.	16 sq. ft.	2 ft. x 8 ft., 4 ft. x 4 ft., etc.
20 ft., 25 ft., and 30 ft.	64 sq. ft. (Consider larger for trees with intrusive roots.)	7.5 ft. x 8 ft., 8 ft. x 8 ft., etc.
35 ft. and 40 ft.	144 sq. ft.	8 ft. x 18 ft., a 14 ft. diameter circle, etc.
70 ft. or greater	400 sq. ft.	8 ft. wide x 50 ft. long, a 25 ft. min. diameter circle, etc.

- 4.902 At best, odd shaped planters should provide more than the required surface area above. This provision is especially true if there is a limited horizontal distance between the trunk and curb that will restrict root growth.
- 4.903 Continuous planters permit planting multiple trees at distances reflecting matured canopies plus ten feet for maintenance; tree roots will comeingle. Continuous planters can be designed to receive surface water runoff to aid in the prevention of flooding, restoration of ground water, and reduction of ocean pollution.
- 4.903-A Continuous planters with an eight foot wide planting distance will accommodate all parking lot shade tree types.
- 4.903-B Planter Materials. Planters should contain on-site soil, trees, shrubs, hedges, grass, living ground covers, and coarse organic mulch on the surface. If on-site soil is not available, or insufficient in amount, good imported soil of the same kind can be thoroughly mixed in and used. Non-living ground covers such as glass, rock, marble, synthetic grass, etc., are not recommended. They are difficult to keep confined and research has shown they do not contribute to temperature reduction and soil improvement. However, a letter requesting their usage may be written to the Arborist Committee. Grates may be utilized in high foot traffic areas.
- 4.904 Because in some cases car bumpers may project over a tree planter's curb, trees should be located to provide adequate space for tree growth without bumper damage. Use tire stops when necessary.

4.10 PLANTING AND POST PLANTING CARE

- 4.1001 Prepare the soil and plant when the soil is dry. Planting when the soil is moist will lead to soil compaction. Compacted soil has fewer air pores, resulting in poor tree and plant growth.
- 4.1002 Excavate the soil within the entire tree planter to a depth of 4 feet. Rocks, wood, and debris should be removed to provide maximum space for root growth. Ensure that crusher waste or other fill material is not making a hardpan. If so, break through and remove the impervious layer material. Add a sufficient amount of unamended soil, similar to the type on-site, as replacement. Firm, but without compacting, the soil in the planting hole where the tree's root ball is placed to avoid tree settling. Bring the soil to

the level needed to plant the tree at the depth it grew in the field or container. Irrigation lines and root barriers are to be installed. Remove tree from its container and carefully open up or cut circling roots (container's bottom and side) to encourage outward growth. Plant the tree, stake or guy it if necessary, and create a 6 inch high berm 2 feet from the tree as a watering basin. See Chapter 6, section 6.3 for additional planting and staking information.

4.1003 Root Barriers

- 4.1003-A Root barriers should be no less than 24 inches deep and installed along the inside perimeter of tree planters per manufacturer specifications. Root barriers are NOT to encase tree roots in a circular manner resembling a planting container. If trees are planted along entry/exit roads, or along parking lot borders, or within any long planter such as next to buildings, root barriers should be 20 feet long and, if possible, centered on the tree. These root barriers may need to be installed on both sides of the tree if hardscapes are present there.
 - 4.1003-B For large trees with an aggressive root system, such as the monkeypod, deeper root barriers, or root barriers installed along the entire inside edge of the planter, will encourage root containment.
 - 4.1003-C Root barrier top edges should protrude above the soil to prevent being covered over by the soil. This prevents surface roots from growing over the root barrier and then causing hardscape damage.
 - 4.1003-D Construction plans should show where root barriers are to be installed and length required.
- 4.1004 Apply a 2-4 inch thick layer of aged coarse organic mulch in the area around the tree for soil moisture retention, weed control, and improvement of soil microflora. Keep it away from the trunk by 6 inches, and reapply as needed.
- 4.1005 Young and matured trees need a professional arborist who is currently certified by the International Society of Arboriculture (ISA) and who uses ISA standards to train them to grow tall and form a canopy for shade. Not desired are crowns that are topped, cropped like lollipops, or excessively raised to resemble parachutes. All pruning should be performed with an overall goal of providing maximum tree canopy. Consult with the Maui County Arborist or Arborist Committee for more information.

- 4.1006 Turfgrass and ground cover planted in tree planters need to be kept away from trees by a 2-foot radius for the first two years to avoid root competition. After two years, the grass can then grow into the area but should be kept away from tree trunks by hand clipping or the use of selective herbicides. Avoid string trimmer damage to trunks; trunk guards work well. Turfgrass and ground cover recommendations can be found in Chapter 8: Turfgrass And Ground Covers: Types, Planting, And Care.

4.11 IRRIGATION

- 4.1101 All parking lot shade trees should receive an adequate amount of water to wet their entire root ball, and a little beyond, to encourage deep rooting. The usage of irrigation bubblers in tree wells, or a drip system that is on for a sufficient amount of time to deliver the necessary amount of water, will suffice. If turfgrass or other living ground covers are included, proper irrigation design becomes more critical. See Chapter 10, “Irrigation and Water Conservation; Drought Tolerant Plants” for more information.
- 4.1102 Large shade trees require large planters. These trees may need more than two (2) bubblers, depending on the size of the root ball. Stream heads are a consideration for applying water to large areas that include bigger trees as well as other plants. Deep watering, as opposed to shallow watering, is a must to encourage deep rooting to avoid hardscape root damage. Avoid wetting of tree trunks.

4.12 FOLLOW-UP TO INSTALLATION

- 4.1201 The landscape architect, or the designer of record, should be responsible for periodically inspecting and approving the installation of all landscape elements as to plan specifications.
- 4.1202 Maui County personnel will inspect parking lot shade trees regarding their progress towards reaching the goal of a minimum 25% parking lot shade in 15 years. When needed, inspectors will work with parking lot owners to achieve this percent of shade. Please see Figure 4-3: Parking Lot Tree Inspection Sheet, Figure 4-4: Parking Lot Tree Corrective Actions Descriptions and Figure 4-5: Parking Lot Tree Inspection Summary Sheet on pages 71, 72 and 73. These parking lot guidelines and inspection forms are used with verbal permission from the California cities of Sacramento and Davis. They have been slightly modified for use in the MCPP.

4.13 LITERATURE CITED

- Asaeda, T., V.T. Ca, and A. Wake. 1996. "Heat Storage of Pavement and its Effect on the Lower Atmosphere." *Atmos. Environ: Urban Atmos.* 30(3):413-427.
- Cardelino, C.A., and W.L. Chameides. 1990. "Natural Hydrocarbons, Urbanization and Urban Ozone." *J. Geophys. Res.* 95: 13971-13979.
- Hahn, H.H., and R. Pfeifer. 1994. "The Contribution of Parked Vehicle Emissions to the Pollution of Urban Run-Off." *Sci. Total Environ.* 146/147:525-533.
- Lee, R. 1978. "Forest Microclimatology." Columbia University Press, New York, NY.
- Municipal parking lot guidelines and inspection forms, California cities of Davis (July 1998) and Sacramento (November 2002).
- Matheny, N. and J.R. Clark. 1998. "Trees and Development, a Technical Guide to Preservation of Trees during Land Development," 184pp. ISBN: 1-881956-20-2, an ISA publication.
- Oke, T.R. 1987. "Boundary Layer Climates." Methuen, New York, NY.
- Scott, K.I., J.R. Simpson, and E.G. McPherson. "Effects of Tree Cover on Parking Lot Microclimate and Vehicle Emissions." *Journal of Arboriculture* 25 (3); May 1999.
- Taha, H. 1996. "Modeling Impacts of Increased Urban Vegetation on Ozone Air Quality in the South Coast Air Basin." *Atmos. Environ.* 39(20): 3423-3430.
- Taha, H. 1997. "Modeling the Impacts of Large Scale Albedo Changes on Ozone Air Quality in the South Coast Air Basin." *Atmos. Environ.* 31(11): 1667-1676.
- Wolf, K.L. 2005. "Business District Streetscapes, Trees, and Consumer Response." *Journal of Forestry* 103(8): 396-400.
- California cities of Sacramento and Davis parking lot guidelines and inspection forms.

FIGURE 4-1: PARKING LOT SHADE PLAN

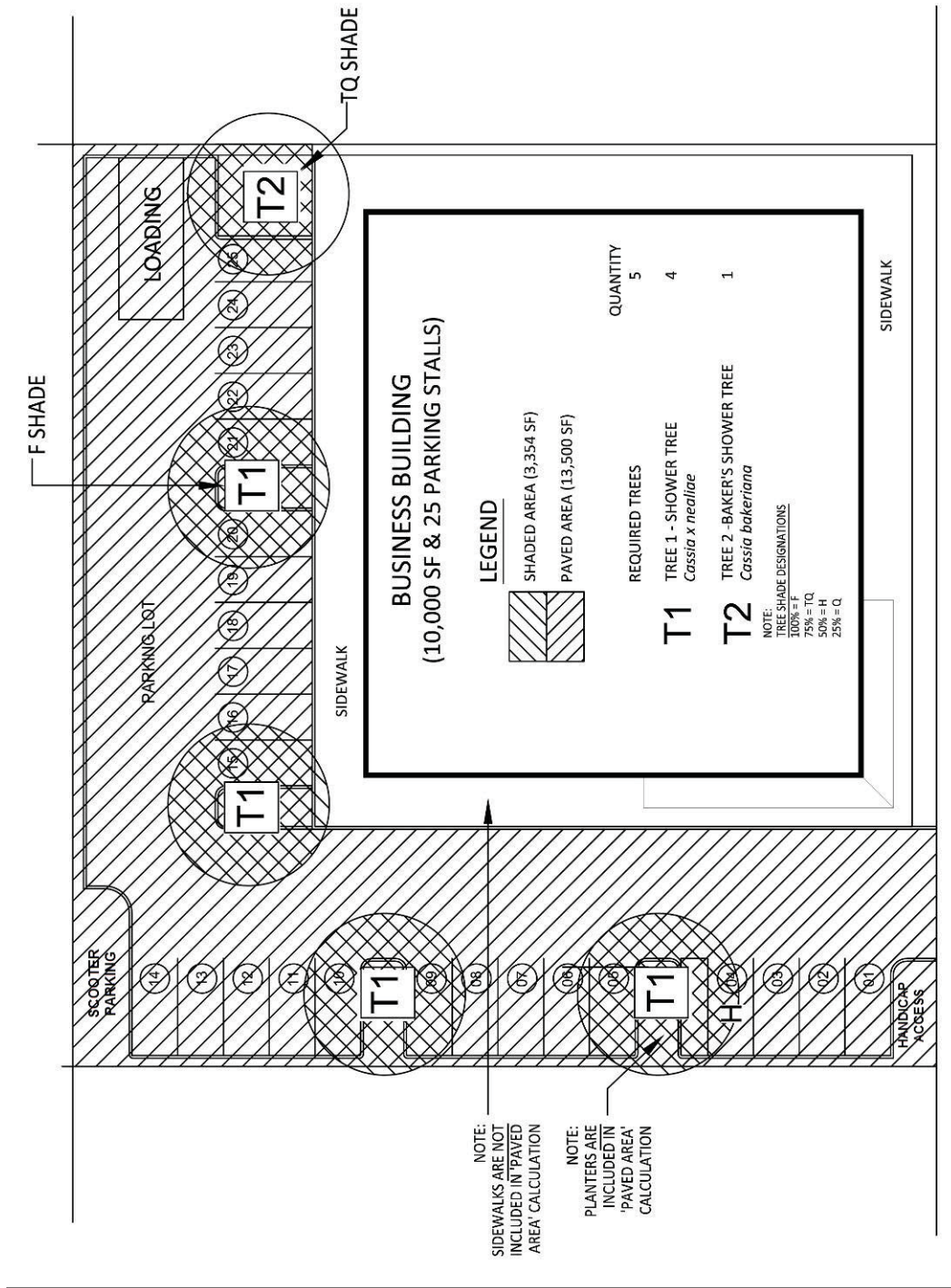


FIGURE 4-2: CALCULATING PERCENTAGE OF PARKING LOT SHADE

PROJECT NAME & LOCATION		EXAMPLE PARKING LOT - 1234 ANYWHERE ST., MAUI, HI					TMK: (2)1-1-001:01		
TREE NUMBER OR GRAPHIC SYMBOL	COMMON NAME	BOTANICAL NAME	100% FULL TREE SHADE*		TREE SHADE INVENTORY			TREE COUNT	TREE SHADE AREA SQUARE FEET
			SQUARE FEET		1/4	1/2	3/4		
T1	RAINBOW SHOWER TREE	<i>Cassia x nealiae</i>	706				4	4	2824
T2	BAKER'S SHOWER TREE	<i>Cassia bakeriana</i>	706			1		1	530
TOTAL TREE SHADE AREA (S.F.)									3354
TOTAL PAVED AREA (S.F.)									13,500
TOTAL NUMBER OF PARKING STALLS									25
<p>REQUIRED TREE COUNT ('C' DIVIDED BY 5 - ROUNDED UP)</p> <p>PROPOSED TREE COUNT</p> <p>REQUIRED TREE GENERA COUNT</p> <p>PROPOSED TREE GENERA COUNT</p> <p>REQUIRED % IN SHADE</p> <p>PROPOSED % IN SHADE ('A' DIVIDED BY 'B' MULTIPLY BY 100)</p>									
									5
									5
									1
									1
									25%
									25%

* FROM "PARKING LOT TREES" TABLES

FIGURE 4-4: PARKING LOT TREE CORRECTIVE ACTIONS DESCRIPTIONS

Irrigation	<p>IM/D – Missing/Damaged IW – Too wet ID – Too dry AM – Add mulch BR – Basin Repair IO – Other</p>	<p>Consult with a maintenance company to repair/replace irrigation fittings. Consult with a maintenance company to check for possible leak, flow or timing problems. Same as above. Remove weeds and add mulch to reduce water loss. Repair tree basin or tree well to avoid water run-off. (See “Comments” section of tree’s evaluation.)</p>
Roots	<p>RP – Paving/curb damage RW – Weakly anchored RO – Other</p>	<p>Consult with a certified arborist to determine if roots can be pruned. Prune roots and repair hardscape. Leave space for root growth. Girdling roots are typically the cause of instability. Consult with a certified arborist. If there is no corrective action, replace tree. See RF. (See “Comments” section of tree’s evaluation.)</p>
Staking	<p>SR – Remove stakes SA – Add stakes SS – Adjust stakes SL – Adjust lean ST – Adjust ties SO – Other</p>	<p>Remove nursery stake that is normally removed at time of planting, or remove support stakes if the trunk can support the crown alone. Add stakes to improve stability of tree. Move the stakes away from the tree trunk so that they do not touch or rub against it. Adjust ties to maintain the tree in a vertical orientation. Allow for some swaying motion of the trunk within the ties. Remove all ties except those at height where the trunk begins to bend from the weight of the tree crown. Allow for some swaying. (See “Comments” section of tree’s evaluation.)</p>
Trunk Damage	<p>TW – Add wheel stop TS – Add stakes (protect) TT – String trimmer TO – Other</p>	<p>Add wheel-stop to reduce further trunk damage caused by motorist pulling too far forward and striking the tree trunk. Add stakes to protect the tree trunk from autos and people. Pull grass away from trunk. Add trunk guard. (See “Comments” section of tree’s evaluation.)</p>
Pruning	<p>PL – Lift prune PT – Thin prune PH – Hazard prune PC – Conflict prune PS – Structural prune PR – Restorative prune PO – Other</p>	<p>Remove lower branches to avoid interference with vehicles (10 ft.?) or people (7 ft.?). Remove branches that are crossing, touching, or closely spaced, to open up the canopy and reduce the load on the trunk. Avoid lion tailing. Remove branches that may cause injury if they fail (deadwood, weakly attached branches, co-dominant branches, and defected branches). Remove branches that are interfering with lighting, overhead wires, buildings, signage or vision. Remove branches that could cause a structural problem in the future (ex. Too closely spaced branches, branches with included bark). Remove new multiple leaders to restore crown of a tree that is too severely pruned or pollarded. (See “Comments” section of tree’s evaluation.)</p>
Foliage Cond.	<p>FS – Sparse foliage FD – Discolored foliage FO – Other</p>	<p>Consult a certified arborist to address possible wide ranging causes and corrective actions to take Consult a certified arborist to address possible wide ranging causes and corrective actions to take. (See “Comments” section of tree’s evaluation.)</p>
Remove/Replace	<p>RF – Fatal flaw RM – Missing tree RD – Dead/dying tree RS – Historically Stunted tree RO – Other</p>	<p>Remove and replace tree. Appears healthy but contains a problem that can’t be corrected (ex. weakly anchored roots, untreatable disease). Replace tree that has been removed. Remove and replace tree which is beyond saving. Remove and replace tree that has never attained the minimum growth rate expected for this location and under these conditions. (See “Comments” section of tree’s evaluation.)</p>

FIGURE 4-5: PARKING LOT TREE INSPECTION SUMMARY SHEET

County of Maui

Project Name/Title: _____ Inspector's Name: _____
Project Address: _____ Date of Inspection: _____
_____ Original Planting Date: _____
Landscape Plan – Ref. No: _____ Years after Planting: _____

Site Summary

A. Total Tree Sites _____ E. No. of Replacement Trees: (B + C + D) _____
B. No. of Stunted Trees _____ F. No. of Remaining Trees in Need of Attention _____
(Unacceptable Growth Rate) (See "Others" & Comments section)
(RS) _____
C. No. of Trees to Remove _____ G. No. of Trees with no Action Required: A-(E+F) _____
(RF + RD + RO) _____
D. No. of Missing Trees _____
(RM) _____

TABLE 4-1: PARKING LOT TREES – 15' SPREAD

TABLE 4-1: PARKING LOT TREES - 15' SPREAD:

Percent shade in square feet: 100%=180 sq. ft.; 75%=135 sq. ft.; 50%=90 sq. ft.; 25%=45 sq. ft. These trees require a minimum planter space of 16 sq. ft. with a minimum 2 ft. planter width.

Water requirements: Categories in parentheses are too dry for plant natural survival. Additional water is required to satisfy plant needs. **Zones:** Numbers in parentheses need site modification for good plant growth. **HPWRA designations:** *=EVALUATE; **= OVERRIDE (only kukui, noni and milo). **Endangered** species are denoted with ***.

Genus species (Family) Common name(s)	Expected mature height (ft)	Expected mature spread (ft)	Crown density; Growth habit	Growth rate; Shade tol.	Wind tol.	Salt tol.	Intrusive roots	Flower color; Time of flwr	Water requirements; Poisonous	Fruit or nuts; Deciduous	Rubbish; Maintenance	Elevation	Planting zone(s)
Bauhinia hookeri (Fabaceae) alibangbang	20	15	med; upright: round	slow; poor	good	mod	no	white/red SpSuWn	(dry) med;	fruit/nuts nondecid.	no rubbish; low maint.	med	1,2,(3),4,(5)
Rauwolfia sandwicensis (Apocynaceae) hao NATIVE (ENDEMIC)	20	15	med; upright: round	slow; poor	good	sens	no	inconspic.	dry-medi;	none nondecid.	no rubbish; low maint.	low-med	2, 3,4
Cordia sebestena (Boraginaceae) kou haole	20	15	dense; upright: round	med; med	good	mod	no	red/ orange SpSuFa	dry-medi-wet;	fruit/nuts nondecid.	low (fruit); med maint.	low-med	1,3,4,5
Tabebuia impetiginosa (Bignoniaceae) lavender trumpet	15	15	med; round	med; med	med	sens	no	purple (dark) SpSu	dry-medi;	none nondecid.	no rubbish; low maint.	low-med	3,4
Stemmadenia litoralis (Apocynaceae) lechoso	15	15	med; round	med; good	med	sens	no	white SpSuFaWn	(dry) med- wet; yes	none nondecid.	no rubbish; low maint.	low-med	1,(3),4
Magnolia grandiflora 'Little Gem' (Magnoliaceae) magnolia little gem	25	15	dense; upright: round	med; med	med	sens	no	white SpSu	med-wet;	fruit/nuts nondecid.	mod (lvs); med maint.	low-med	1,2,(3),4
Bolusanthus speciosus (Fabaceae) Rhodesian wisteria	15	15	med; round	med; med	med	sens	no	blue/violet SpWn	dry-medi;	none nondecid.	no rubbish; low maint.	low- med- high	2

TABLE 4-1: PARKING LOT TREES - 15' SPREAD:

Percent shade in square feet: 100%=180 sq. ft.; 75%=135 sq. ft.; 50%=90 sq. ft.; 25%=45 sq. ft. These trees require a minimum planter space of 16 sq. ft. with a minimum 2 ft. planter width.

Water requirements: Categories in parentheses are too dry for plant natural survival. Additional water is required to satisfy plant needs. **Zones:** Numbers in parentheses need site modification for good plant growth. **HPWRA designations:** *=EVALUATE; **= OVERRIDE (only kukui, noni and milo). **Endangered species** are denoted with ***.

Genus species (Family) Common name(s)	Expected mature height (ft)	Expected mature spread (ft)	Crown density; Growth habit	Growth rate; Shade tol.	Wind tol.	Salt tol.	Intrusive roots	Flower color; Time of flwr	Water requirements; Poisonous	Fruit or nuts; Deciduous	Rubbish; Maintenance	Elevation	Planting zone(s)
Schotia brachypetala (Fabaceae) tree fuchsia, schotia	20	15	med; upright	slow; med	good	mod	no	red SpSu	dry-medi;	none nondecid.	no rubbish; low maint.	low-med	2,3,4,(5)
Gardenia thunbergia (Rubiaceae) tree gardenia, starry gardenia	20	15	med; upright; round	med; med	med	sens	no	white SpSu	(dry) med- wet;	none nondecid.	no rubbish; low maint.	low-med	1,2,3,4, (5)
Bauhinia tomentosa (Fabaceae) yellow bauhinia	20	15	med; upright; round	med; poor	med	sens	no	yellow SpSuFaWn	(dry) med- wet;	none nondecid.	no rubbish; low maint.	low-med	1,(3),4
Cordia lutea (Boraginaceae) yellow geiger, Peruvian cordia	20	15	med; upright; round	med; poor	good	mod	no	yellow SpSuFaWn	dry-medi;	none nondecid.	no rubbish; low maint.	low-med	3,4,(5)

TABLE 4-2: PARKING LOT TREES – 20' SPREAD

TABLE 4-2: PARKING LOT TREES - 20' SPREAD

Percent shade in square feet: 100%=315 sq. ft.; 75%=235 sq. ft.; 50%=160 sq. ft.; 25%=80 sq. ft. These trees require a minimum planter space of 64 sq. ft. with a minimum 8 ft. planter width.

Water requirements: Categories in parentheses are too dry for plant natural survival. Additional water is required to satisfy plant needs. **Zones:** Numbers in parentheses need site modification for good plant growth. **HPWRA designations:** *=EVALUATE; **= OVERRIDE (only kukui, noni and milo). **Endangered** species are denoted with ***.

Genus species (Family) Common name(s)	Expected mature height (ft)	Expected mature spread (ft)	Crown density; Growth habit	Growth rate; Shade tol.	Wind tol.	Salt tol.	Intrusive roots	Flower color; Time of flwr	Water requirements; Poisonous	Fruit or nuts; Deciduous	Rubbish; Maintenance	Elevation	Planting zone(s)
Brachycton acerifolius (Sterculiaceae) Australian flame tree	30	20	med; upright; round	med; poor	good	mod	no	red SuFa	med;	none fa	low (lvs); low maint.	med	1,2,4
Conocarpus erectus (Combretaceae) buttonwood, silver buttonwood	20	20	dense; round	med; poor	good	tol	no	inconspic.	dry-med;	none nondecid.	no rubbish; low maint.	low-med	3,4,5
Ceratonia siliqua (Fabaceae) carob	20	20	med; upright; round	med; poor	good	mod	no	inconspic.	dry-med;	fruit/nuts nondecid.	low (fruit); low maint.	low-med	2,3,4
Tabebuia berteroi (Bignoniaceae) Hispaniolan rosy trumpet tree	30	20	med; upright; round	fast; poor	med	sens	no	light pink SpSuFa	dry-med-wet;	none nondecid.	no rubbish; low maint.	low-med	1,2,3,4, (5)
Heritiera littoralis (Sterculiaceae) looking glass tree	20	20	med; spreading	slow; poor	med	tol	no	inconspic.	(dry) med- wet;	none nondecid.	no rubbish; low maint.	low	1,(3), 4,5
Gliricidia sepium (Fabaceae) madre de cacao	20	20	open; round	fast; poor	good	tol	no	violet SpWn	dry-med;	none nondecid.	mod (lvs); med maint.	low-med	3,4,5
Majidea zaquebarica (Sapindaceae) mgambo, velvet seed, black pearl	20	20	dense; round	fast; poor	good	sens	no	chartruse SuFa	(dry) med;	fruit/nuts nondecid.	no rubbish; low maint.	low-med	1,2,(3),4
Reynoldsia sandwicensis (Araliaceae) ohe makai NATIVE (ENDEMIC)	25	20	med; round	med; poor	good	sens	no	inconspic.	dry;	none su	low (lvs); low maint.	low-med	2,3,4

TABLE 4-2: PARKING LOT TREES - 20' SPREAD

Percent shade in square feet: 100%=315 sq. ft.; 75%=235 sq. ft.; 50%=160 sq. ft.; 25%=80 sq. ft. These trees require a minimum planter space of 64 sq. ft. with a minimum 8 ft. planter width.

Water requirements: Categories in parentheses are too dry for plant natural survival. Additional water is required to satisfy plant needs. **Zones:** Numbers in parentheses need site modification for good plant growth. **HPWRA designations:** *=EVALUATE; **= OVERRIDE (only kukui, noni and milo). **Endangered** species are denoted with ***.

Genus species (Family) Common name(s)	Expected mature height (ft)	Expected mature spread (ft)	Crown density; Growth habit	Growth rate; Shade tol.	Wind tol.	Salt tol.	Intrusive roots	Flower color; Time of flwr	Water requirements; Poisonous	Fruit or nuts; Deciduous	Rubbish; Maintenance	Elevation	Planting zone(s)
Cheirodendron trigynum (Araliaceae) olapa NATIVE (ENDEMIC)	20	20	med; round	med; good	med	sens	no	inconspic.	med-wet;	none nondecid.	no rubbish; low maint.	med- high	1,2,4
Tabebuia aurea (Bignoniaceae) silver trumpet	20	20	med; upright: round	fast; poor	med	mod	no	yellow SpSu	(dry) med- wet;	none nondecid.	no rubbish; low maint.	low-med	1,(3), 4,5
Eucalyptus kruseana (Myrtaceae) tidy blue	20	20	med; upright: spreading	med; med	good	mod	no	yellow FaWn	dry-med;	fruit/nuts nondecid.	no rubbish; low maint.	low	2,3,4,(5)
Harpullia pendula (Sapindaceae) tulipwood	25	20	med; upright: round	fast; med	med	sens	no	inconspic.	(dry) med- wet;	none nondecid.	no rubbish; low maint.	low-med	1,2,(3),4

TABLE 4-3: PARKING LOT TREES – 25' SPREAD

TABLE 4-3: PARKING LOT TREES - 25' SPREAD

Percent shade in square feet: 100%=490 sq. ft.; 75%=370 sq. ft.; 50%=245 sq. ft.; 25%=125 sq. ft. These trees require a minimum planter space of 64 sq. ft. with a minimum 8 ft. planter width.

Water requirements: Categories in parentheses are too dry for plant natural survival. Additional water is required to satisfy plant needs. **Zones:** Numbers in parentheses need site modification for good plant growth. **HPWRA designations:** *=EVALUATE; **=OVERRIDE (only kukui, noni and milo). **Endangered** species are denoted with ***.

Genus species (Family) Common name(s)	Expected mature height (ft)	Expected mature spread (ft)	Crown density; Growth habit	Growth rate; Shade tol.	Wind tol.	Salt tol.	Intrusive roots	Flower color; Time of flwr	Water requirements; Poisonous	Fruit or nuts; Deciduous	Rubbish; Maintenance	Elevation	Planting zone(s)
<i>Eucalyptus gardneri</i> (Myrtaceae) blue mallet	25	25	dense; upright	fast; med	good	mod	no	yellow Fa	dry-med;	fruit/nuts su-fa	no rubbish; low maint.	low	1,2,3,4, (5)
<i>Colvillea racemosa</i> (Fabaceae) colville's-glorv	30	25	med; upright; round	med; med	good	mod	no	orange SuFa	dry-med-wet;	fruit/nuts sp	low (lvs); low maint.	low-med	1,2,3,4, (5)
<i>Cochlospermum vitifolium</i> 'Pena' (Bixaceae) double buttercup tree	30	25	med; upright; round	med; poor	med	mod	no	yellow Wn	dry-med-wet;	none wn	no rubbish; low maint.	low-med	1,(3),4, (5)
<i>Elaeodendron orientale</i> (Celastraceae) false olive	30	25	dense; upright; round	med; med	med	mod	no	inconspic.	(dry) med- wet;	none nondecid.	no rubbish; low maint.	low-med	1,(3),4
<i>Bucida buceras</i> (Combretaceae) geometry tree	25	25	med; upright; round	med; med	good	tol	no	inconspic.	(dry) med- wet;	none nondecid.	no rubbish; low maint.	low	1,(3), 4,5
<i>Lagerstroemia speciosa</i> (Lythraceae) giant crape myrtle	30	25	med; upright; round	med; poor	med	sens	no	lavender SpSu	(dry) med- wet;	none wn	no rubbish; low maint.	low-med	1,2,(3),4
<i>Cassia fistula</i> (Fabaceae) golden shower tree	35	25	open; spreading	fast; poor	med	sens	yes	yellow SuFa	(dry) med- wet;	fruit/nuts wn	mod (lvs, pods); med maint.	low-med	1,(3),4

TABLE 4-3: PARKING LOT TREES - 25' SPREAD

Percent shade in square feet: 100%=490 sq. ft.; 75%=370 sq. ft.; 50%=245 sq. ft.; 25%=125 sq. ft. These trees require a minimum planter space of 64 sq. ft. with a minimum 8 ft. planter width.

Water requirements: Categories in parentheses are too dry for plant natural survival. Additional water is required to satisfy plant needs. **Zones:** Numbers in parentheses need site modification for good plant growth. **HPWRA designations:** *=EVALUATE; **= OVERRIDE (only kukui, noni and milo). **Endangered species** are denoted with ***.

Genus species (Family) Common name(s)	Expected mature height (ft)	Expected mature spread (ft)	Crown density; Growth habit	Growth rate; Shade tol.	Wind tol.	Salt tol.	Intrusive roots	Flower color; Time of flwr	Water requirements; Poisonous	Fruit or nuts; Deciduous	Rubbish; Maintenance	Elevation	Planting zone(s)
Bauhinia x blakeana (Fabaceae) Hong Kong orchid tree	25	25	open; round	fast; good	med	sens	no	purple SpSuFa	(dry) med- wet;	none nondecid.	mod (flwrs); med maint.	low-med	1,2,(3),4,(5)
Hernandia nymphaeifolia (Hernandiaceae) lantern tree, jack in the box, bing-a-bing	30	25	dense; upright; round	med; med	med	tol	no	white SpSuFaWn	med-wet;	none nondecid.	mod (lvs, fruit); med maint.	low	(3),(5)
Thespesia grandiflora (Malvaceae) maga	30	25	dense; upright; round	fast; med	med	sens	yes	red SuFa	dry-med-wet;	fruit/nuts nondecid.	no rubbish; low maint.	low-med	1,3,4
Swietenia mahagoni (Meliaceae) mahogany	35	25	dense; round	slow; poor	good	tol	no	inconspic.	(dry) med- wet;	none nondecid.	no rubbish; low maint.	low-med	1,(3),4
Thespesia populnea** (Malvaceae) milo NATIVE	25	25	dense; round	fast; med	good	tol	no	yellow SpSuFa	(dry) med- wet;	none nondecid.	mod (lvs, fruit); med maint.	low-med	1,2,(3),4,5
Michelia champaca (Magnoliaceae) mulang, orange champak	35	25	dense; upright; round	med; med	med	sens	no	yellow/ orange SpSu	(dry) med- wet;	none nondecid.	mod (lvs); low maint.	med	1,2,(3),4
Michelia x alba (Magnoliaceae) paklan, white champak	30	25	dense; upright; round	med; med	med	sens	no	white SpSuFaWn	(dry) med- wet;	none nondecid.	no rubbish; low maint.	low	1,2,(3),4

TABLE 4-3: PARKING LOT TREES - 25' SPREAD

Percent shade in square feet: 100%=490 sq. ft.; 75%=370 sq. ft.; 50%=245 sq. ft.; 25%=125 sq. ft. These trees require a minimum planter space of 64 sq. ft. with a minimum 8 ft. planter width.

Water requirements: Categories in parentheses are too dry for plant natural survival. Additional water is required to satisfy plant needs. **Zones:** Numbers in parentheses need site modification for good plant growth. **HPWRA designations:** *=EVALUATE; **= OVERRIDE (only kukui, noni and milo). **Endangered species** are denoted with ***.

Genus species (Family) Common name(s)	Expected mature height (ft)	Expected mature spread (ft)	Crown density; Growth habit	Growth rate; Shade tol.	Wind tol.	Salt tol.	Intrusive roots	Flower color; Time of flwr	Water requirements; Poisonous	Fruit or nuts; Deciduous	Rubbish; Maintenance	Elevation	Planting zone(s)
Tabebuia heterophylla (Bignoniaceae) pink tecoma	35	25	dense; upright: round	med; med	med	mod	no	pink SpSuFa	dry-med-wet;	none nondecid.	no rubbish; low maint.	low-med	1,2,3,4,(5)
Tabebuia rosea* (Bignoniaceae) pink trumpet tree	30	25	med; round	fast; med	med	sens	no	pink SpSu	(dry) med- wet;	none wn	mod(lvs); med maint.	low-med	1,2,(3),4
Amherstia nobilis (Fabaceae) pride of Burma, amherstia	30	25	med; upright: round	slow; good	poor	sens	no	pink/ yellow Sp	(dry) med- wet;	none nondecid.	no rubbish; low maint.	low-med	1,(2),(3),4
Saraca declinata (Fabaceae) red saraca	25	25	med; upright: spreading	med; med	poor	sens	no	red/ orange SpSuWn	(dry) med- wet;	none nondecid.	no rubbish; low maint.	low-med	1,(2),(3),4,(5)
Brownea macrophylla (Fabaceae) rouge puff	30	25	dense; upright: round	med; med	poor	sens	no	orange SpWn	med-wet;	none nondecid.	no rubbish; low maint.	low-med	1,2,(3),4
Saraca indica (Fabaceae) shasoka tree	25	25	med; upright: spreading	med; med	poor	sens	no	yellow/ red/ orange SpSuWn	(dry) med- wet;	none nondecid.	no rubbish; low maint.	low-med	1,(2),(3),4,(5)
Eucalyptus cinerea (Myrtaceae) silver dollar eucalyptus	35	25	dense; upright: round	fast; med	good	mod	yes	inconspic.	dry-med;	none nondecid.	mod (lvs); med maint.	low- med- high	2,(3),4
Saraca asoca (Fabaceae) sorrowless tree, asoka	25	25	med; upright: spreading	med; med	poor	sens	no	yellow/red/orange SpSuWn	(dry) med- wet;	none nondecid.	no rubbish; low maint.	low-med	1,(2),(3),4,(5)

TABLE 4-3: PARKING LOT TREES - 25' SPREAD

Percent shade in square feet: 100%=490 sq. ft.; 75%=370 sq. ft.; 50%=245 sq. ft.; 25%=125 sq. ft. These trees require a minimum planter space of 64 sq. ft. with a minimum 8 ft. planter width.

Water requirements: Categories in parentheses are too dry for plant natural survival. Additional water is required to satisfy plant needs. **Zones:** Numbers in parentheses need site modification for good plant growth. **HPWRA designations:** *=EVALUATE; **= OVERRIDE (only kukui, noni and milo). **Endangered** species are denoted with ***.

Genus species (Family) Common name(s)	Expected mature height (ft)	Expected mature spread (ft)	Crown density; Growth habit	Growth rate; Shade tol.	Wind tol.	Salt tol.	Intrusive roots	Flower color; Time of flwr	Water requirements; Poisonous	Fruit or nuts; Deciduous	Rubbish; Maintenance	Elevation	Planting zone(s)
Tipuana tipu (Fabaceae) tipu	30	25	open; spreading	med; poor	good	tol	no	yellow SpSu	dry-med;	none nondecid.	no rubbish; low maint.	low-med	3,4,5
Bauhinia variegata 'Candida' (Fabaceae) white orchid tree	30	25	med; round	fast; med	med	sens	no	white SpWn	(dry) med;	fruit/nuts nondecid.	mod (lvs); low maint.	low-med	2,(3),4
Saraca thaipingensis (Fabaceae) yellow saraca	25	25	med; upright; spreading	med; med	poor	sens	no	yellow SpSuWn	(dry) med- wet;	none nondecid.	no rubbish; low maint.	low-med	1,(2),(3),4,(5)
Catalpa longissima (Bignoniaceae) yokewood	35	25	dense; upright	med; med	good	mod	no	white SpSu	(dry) med;	none nondecid.	no rubbish; low maint.	low-med	(3),4

TABLE 4-4: PARKING LOT TREES – 30' SPREAD

TABLE 4-4: PARKING LOT TREES - 30' SPREAD

Percent shade in square feet: 100%=706 sq. ft.; 75%=530 sq. ft.; 50%=350 sq. ft.; 25%=175 sq. ft. These trees require a minimum planter space of 64 sq. ft. with a minimum 8 ft. planter width.

Water requirements: Categories in parentheses are too dry for plant natural survival. Additional water is required to satisfy plant needs. **Zones:** Numbers in parentheses need site modification for good plant growth. **HPWRA designations:** *=EVALUATE; **= OVERRIDE (only kukui, noni and milo). **Endangered** species are denoted with ***.

Genus species (Family) Common name(s)	Expected mature height (ft)	Expected mature spread (ft)	Crown density; Growth habit	Growth rate; Shade tol.	Wind tol.	Salt tol.	Intrusive roots	Flower color; Time of flwr	Water requirements; Poisonous	Fruit or nuts; Deciduous	Rubbish; Maintenance	Elevation	Planting zone(s)
Cassia bakeriana (Fabaceae) Baker's shower tree	35	30	med; upright: round	fast; med	med	mod	no	pink/white SpSu	(dry) med- wet;	fruit/nuts wn	mod (lvs, pods); med maint.	low-med	1,2,(3),4
Guettarda speciosa (Rubiaceae) beach gardenia, pua pua, wut	40	30	dense; upright: spreading	med; poor	med	tol	no	white SpSuFaWn	(dry) med;	none nondecid.	low, lvs, fruit; med maint.	low-med	3,4,5
Cochlospermum vitifolium (Bixaceae) buttercup tree	35	30	med; upright: round	fast; poor	med	mod	no	yellow Wn	dry-med-wet;	none wn	no rubbish; low maint.	low-med	1,(3),4, (5)
Eucalyptus torquata (Myrtaceae) coral gum	35	30	dense; upright: round	fast; med	good	mod	no	pink/ yellow, pink/ white Fa	dry-med;	fruit/nuts nondecid.	no rubbish; low maint.	low	1,2,3,4, (5)
Tabebuia donnell-smithii (Bignoniaceae) gold tree, primavera	75	30	med; upright	med; poor	poor	mod	no	yellow SpSu	dry-med-wet;	none wn, sp	mod (lvs, flwrs); med maint.	low-med	1,3,4,(5)
Cassia x nealiae (Fabaceae) rainbow shower tree	35	30	med; upright: round	fast; poor	med	sens	yes	pink/ yellow SpSu	(dry) med- wet;	none wn	mod (lvs, flwrs); med maint.	low-med	1,(3),4
Tabebuia ochracea (Bignoniaceae) yellow trumpet tree	35	30	med; upright: round	med; poor	med	sens	no	yellow SpSu	dry-med-wet;	none wn	mod (lvs); low maint.	low-med	1,3,4

TABLE 4-5: PARKING LOT TREES - 35' SPREAD

Percent shade in square feet (based on 80% average mature spread, or 28 ft., in 15 yrs.): 100%=615 sq. ft.; 75%=460 sq. ft.; 50%=310 sq. ft.; 25%=155 sq. ft. These trees require a minimum planter space of 144 sq. ft. with a minimum 8 ft. planter width.

Water requirements: Categories in parentheses are too dry for plant natural survival. Additional water is required to satisfy plant needs. **Zones:** Numbers in parentheses need site modification for good plant growth. **HPWRA designations:** *=EVALUATE; **= OVERRIDE (only kukui, noni and milo). **Endangered** species are denoted with ***.

Genus species (Family) Common name(s)	Expected mature height (ft)	Expected mature spread (ft)	Crown density; Growth habit	Growth rate; Shade tol.	Wind tol.	Salt tol.	Intrusive roots	Flower color; Time of flwr	Water requirements; Poisonous	Fruit or nuts; Deciduous	Rubbish; Maintenance	Elevation	Planting zone(s)
Ficus lyrata (Moraceae) fiddle leaf fig	35	35	dense; upright; round	med; med	good	tol	no	inconspic. SpSuFaWn	(dry) med;	none nondecid.	mod (lvs); med maint.	low-med	1,2,3,4,5
Pseudobombax ellipticum (Bombaceae) shaving brush tree	40	35	med; upright; round	med; poor	med	mod	no	pink, white SpWn	dry-med;	none wn	mod (lvs, flwrs); med maint.	low	1,3,4
Peltophorum pterocarpum (Fabaceae) yellow poinciana	40	35	med; upright; round	med; med	good	sens	yes	yellow SpSu	dry-med-wet;	none nondecid.	mod (pods); low maint.	low-med	1,3,4,5

TABLE 4-6: PARKING LOT TREES – 40’ SPREAD

TABLE 4-6: PARKING LOT TREES - 40’ SPREAD

Percent shade in square feet (based on 80% average mature spread, or 32 ft., in 15 yrs.): 100%=805 sq. ft.; 75%=600 sq. ft.; 50%=400 sq. ft.; 25%=200 sq. ft. These trees require a minimum planter space of 144 sq. ft. with a minimum 8 ft. planter width.

Water requirements: Categories in parentheses are too dry for plant natural survival. Additional water is required to satisfy plant needs. **Zones:** Numbers in parentheses need site modification for good plant growth. **HPWRA designations:** *=EVALUATE; **= OVERRIDE (only kukui, noni and milo). **Endangered** species are denoted with ***.

Genus species (Family) Common name(s)	Expected mature height (ft)	Expected mature spread (ft)	Crown density; Growth habit	Growth rate; Shade tol.	Wind tol.	Salt tol.	Intrusive roots	Flower color; Time of flwr	Water requirements; Poisonous	Fruit or nuts; Deciduous	Rubbish; Maintenance	Elevation	Planting zone(s)
Jacaranda mimosifolia (Bignoniaceae) jacaranda	45	40	med; upright; spreading	fast; poor	med	sens	yes	blue SpSu	med-wet;	none sp	mod: lvs, flwrs, pods; med maint.	low-med	1,2,(3),4
Senna siamea (Fabaceae) pheasant wood, kassod tree	50	40	med; upright; round	fast; med	good	mod	no	yellow SuFa	(dry) med;	none wn	no rubbish; med maint.	low-med	1,(3),4
Delonix regia (Fabaceae) royal poinciana	30	40	med; spreading	fast; poor	good	sens	yes	red, orange SpSu	dry-med-wet;	fruit/nuts wn	mod (pods); med maint.	low-med	1,2,3,4

TABLE 4-7: PARKING LOT TREES – 70'+ SPREAD

TABLE 4-7: PARKING LOT TREES - 70'+ SPREAD

Percent shade in square feet (based on 50% average mature spread, or 40 ft., in 15 yrs.): 100%=1260 sq. ft.; 75%=945 sq. ft.; 50%=630 sq. ft.; 25%=315 sq. ft. These trees require a minimum planter space of 400 sq. ft. Best in a continuous planter 50 ft. long by 8 ft. wide at a minimum, or 25 ft. minimum diameter circle.

Water requirements: Categories in parentheses are too dry for plant natural survival. Additional water is required to satisfy plant needs. **Zones:** Numbers in parentheses need site modification for good plant growth. **HPWRA designations:** *=EVALUATE; **= OVERRIDE (only kukui, noni and milo). **Endangered** species are denoted with ***.

Genus species (Family) Common name(s)	Expected mature height (ft)	Expected mature spread (ft)	Crown density; Growth habit	Growth rate; Shade tol.	Wind tol.	Salt tol.	Intrusive roots	Flower color; Time of flwr	Water requirements; Poisonous	Fruit or nuts; Deciduous	Rubbish; Maintenance	Elevation	Planting zone(s)
Samanea saman (Fabaceae) monkeypod tree	50	80	dense; spreading	fast; poor	med	sens	yes	pink SpSu	(dry) med- wet;	none wn	mod (lvs, fruit); med maint.	low-med	1,(3), 4,5
Ficus benjamina* (Moraceae) weeping banyan	50	70	dense; spreading	fast; good	good	tol	yes	inconspic.	dry-med-wet;	none nondecid.	low (lvs, fruit); low maint.	low	1,2,3,4,5

CHAPTER 5. EXCEPTIONAL TREE PROGRAM

5.1 POLICIES, PROCEDURES FOR NOMINATION AND DESIGNATION, AND OWNER RESPONSIBILITIES

5.101 Policies

5.101-A The “Exceptional Tree” designation is a result of Chapter 58, HRS, and is mandated at the Maui County level by Ordinance 12.24A, which provides for the protection of trees designated exceptional from destruction due to land development or abusive activities. Once a tree is designated as Exceptional, it is recorded with the Bureau of Conveyance. Pruning, removal, and anything that would change the surroundings of the tree to its detriment requires a permit from the Director of Parks and Recreation, with review by the Maui County Arborist Committee. See Appendix C for a copy of Chapter 58, HRS on page 207.

5.101-B The list of Exceptional Trees is included in this document in Appendix D and filed with the Arborist Committee, the Bureau of Conveyances, and the Maui County departments of Planning, Public Works, and Parks and Recreation (see Appendix D, page 209, for a listing of the Exceptional Trees of Maui County at the time of this printing).

5.101-C The Hawaii State Legislature passed a bill that allows for a tax deduction for Exceptional Tree maintenance. Consult with your tax preparer, or the Hawaii Department of Taxation, for current information.

5.102 Procedures for nomination and designation of Exceptional Trees:

5.102-A An individual or organization nominates a tree, stand, or grove of trees to the Arborist Committee for consideration as “Exceptional”. Included with the nomination should be the scientific and common name of the tree(s), the location of the tree(s) with Tax Map Key number, recent photographs, and reason why the tree(s) should be considered for the Exceptional Tree status.

5.102-B The Arborist Committee reviews the application. If the tree(s) has historic or cultural value; or represents an important community resource; or is exceptional by reason of age, rarity, location, size, and esthetic quality; or is endemic: such a tree(s) can be considered an Exceptional Tree.

- 5.102-C The Arborist Committee communicates with the owner of the property regarding the Exceptional Tree(s) nomination (see form on page 90).
- 5.102-D The owner signs an “Acceptance Form for Exceptional Tree Status” and returns it to the Arborist Committee (see form on page 91).
- 5.102-E The Arborist Committee forwards the nomination through the Mayor to the County Council for acceptance and protection by County ordinance.
- 5.103 Should the owner(s) of an exceptional tree(s) wish to remove the tree(s), said owner must first consult with the Director of Parks and Recreation. The tree owner needs to provide the location of the tree(s), the action(s) to be taken, and the reason for such action. The Director of Parks and Recreation will request the Arborist Committee to make an on-site evaluation of the Exceptional Tree(s) and recommend a course of action. Approval shall be granted subject to Arborist Committee concurrence.
- 5.104 Only in very rare occasions will the owner of an Exceptional Tree(s) be granted approval to remove said tree(s) unless the tree(s) is dead, diseased, irretrievably damaged, or is a hazard to public safety or welfare. If an Exceptional Tree is approved for removal, the Arborist Committee may recommend to the Director of Parks and Recreation that the owner plant an appropriate replacement(s) or relocate the Exceptional Tree. If replacement or relocation is not possible, the Committee should identify another tree of the kind for Exceptional Tree classification.
- 5.105 Owner Responsibilities
- 5.105-A It is the responsibility of Exceptional Tree owner(s) to provide the required care to maintain the good health of the tree(s).
- 5.105-B Owners should:
- Ensure adequate irrigation and fertilization.
 - Minimize overcrowding by other trees, plants, and weeds.
 - Minimize overcrowding by manmade objects (buildings, etc.).
 - For tree pruning, after obtaining a permit from the Department of Parks and Recreation and with the Arborist Committee’s approval, utilize the services of an arborist, who is currently certified by the International Society of Arboriculture, who will be onsite overseeing or doing the pruning. Pruning of the

tree(s) must be in accordance with International Society of Arboriculture standards.

- Keep the surrounding area free of litter.
- Not permit anyone to climb an Exceptional Tree except for pruning purposes.
- Not permit anyone to climb an Exceptional Tree with spikes.
- Not permit anyone to post a sign or attach any item with or without nails, wires, etc., to an Exceptional Tree.
- Not permit foreign matter to be applied to the surface of an Exceptional Tree (paint, sealers, oil, etc.).
- Not apply or store toxic or harmful materials (such as oil, ice, paint, etc.) under the canopy of Exceptional Trees.
- Limit activities that occur under the tree’s canopy to avoid soil compaction and root damage.

5.106 The Arborist Committee has final approval on any actions that might negatively affect the health of Exceptional Trees (pursuant to HRS Chapter 58).

FORM 5-1: MAUI COUNTY ARBORIST COMMITTEE REQUEST FOR EXCEPTIONAL TREE CONSIDERATION

TO: (Owner of tree considered for
Exceptional Tree status)

From: Maui County Arborist Committee Date: _____

Dear _____:

The Maui County Arborist Committee is considering a tree*, a stand, or grove of trees that is presently growing on a parcel of your land (TMK _____) for designation as an Exceptional Tree(s) pursuant to the Exceptional Tree Law (HRS 58 - 1 through 5).

Chapter 58, HRS (see page 207) was enacted in 1975. It provides for the protection of trees designated exceptional by the Arborist Committee from destruction due to land development or abusive activities. A tree or grove of trees may be deemed exceptional by reason of historic or cultural value, age, rarity, location, size, esthetic quality, endemic status, or representing an important community resource. A tree so designated will receive special County review prior to any action that may destroy it or negatively impact its health and vigor.

For your consideration, we are including a copy of Chapter 5, "Exceptional Tree Program", of the Maui County Planting Plan. In it, you will find responsibilities of Exceptional Tree owners as well as information on a State Tax deduction for expenses incurred in the maintenance of each Exceptional Tree. Once a tree(s) is declared Exceptional, only the County Council can remove it from that list.

We are seeking your approval to designate this tree(s) as Exceptional. Please respond by completing the enclosed form. If you have any questions, please write to us at:
Maui County Arborist Committee; 700 Halia Nakoia Street, Unit 2A, Wailuku, HI 96793.

Sincerely,

Maui County Arborist Committee Chair

Enclosures: HRS, Chapter 58, Chapter 5 of the Maui County Planting Plan, Acceptance Form for Exceptional Tree Status.

*Description of Tree, Stand, or Grove of Trees here:

FORM 5-2: ACCEPTANCE FOR EXCEPTIONAL TREE STATUS

I, _____, recognize that a tree(s)*, stand, or grove
of trees growing on my property, TMK _____,

situated at _____ is (are)
exceptional under the criteria of the Exceptional Tree Law (HRS 58 - 1 through 5). I am
aware of my responsibilities as an Exceptional Tree owner having read Chapter Five of the
Maui County Planting Plan and HRS Chapter 58 paragraphs 1-5, I agree to designate my
tree(s) as Exceptional and that the tree(s) be listed with the Exceptional Trees of Maui
County. I understand that this list will be filed with the Bureau of Conveyances, the Maui
County Arborist Committee, and the Departments of Planning, Public Works, and Parks
and Recreation. I understand that only the County Council can remove a tree from the
Exceptional Tree list.

I agree that I will not destroy this tree(s) or affect its immediate surroundings in such a
way that its health and vigor is negatively impacted without first consulting the Maui
County Arborist Committee through the Maui County Department of Parks and
Recreation.

I understand that the County of Maui will assume no liability with reference to this tree(s)
and will not be responsible for its care and maintenance.

In the event that the property ownership is transferred, I will notify the Maui County
Arborist Committee within thirty (30) days.

Signed: _____

Dated: _____

Please mail to: Maui County Arborist Committee, 700 Halia Nakoia Street, Unit 2A,
Wailuku, HI 96793

*Description of Tree, Stand, or Grove of Trees here:

CHAPTER 6. POLICIES, PROCEDURES, AND STANDARDS FOR PLANTING, PRUNING, PROTECTING AND MAINTAINING TREES

Part of this chapter's text represents "best practices" that the Maui County Arborist Committee is suggesting for construction projects. However, until these practices are supported by a Maui County ordinance, the chapter text is recommended rather than required.

6.1 POLICIES FOR DEVELOPERS AND PROPERTY OWNERS

- 6.101 It is the responsibility of developers and property owners to plant appropriate trees, turfgrass, and ground covers in planting strips in accordance with provisions of this document, in order to provide shade, reduce heat, cleanse air, and obtain other tree benefits. Consideration must be given to the site's planting space, wind conditions, ocean spray, soil type, above and below ground utilities, etc., that affect tree performance.
- 6.102 It is the responsibility of abutting property owners to provide water, fertilizer, and weed control to trees, turfgrass, and ground covers growing in the planting strips between their property line and the road. Nylon string trimmers and mowers should not be used in a way that tree bark injury occurs. Such injuries cause trees to decline and may eventually die.
- 6.103 When the planting strip is between the sidewalk and the curb, new developments are recommended to include a 2-inch PVC pipe sleeve under sidewalks to facilitate home owner installation of an irrigation system in the planting strip.
- 6.104 The transplanting or removal of trees necessitated by widening or relocation of a driveway or any other construction by the adjoining property shall be done at the abutting property owner's expense. If a tree is too large to transplant, it shall be removed and a young tree shall be provided and planted in accordance with this document's guidelines. The new tree should have been grown in a twenty-five gallon container, or larger, have a caliper not less than 2 inches when measured 12 inches above ground and shall have a height of not less than 6 feet from the ground after planting. The tree should have strong roots without excessive kinking or circling to avoid restricting growth. It shall have a single dominant leader. Field stock trees with crushed or shattered roots shall have them cleanly cut off (with a saw, loppers, etc.) to reduce decay. A

permit from the Department of Public Works, with concurrence from the Department of Parks and Recreation, will be required. Such a permit will be granted only if the tree removal, planting, and subsequent care are in conformance with all standards and guidelines in this document.

- 6.105 In-ground or field stock tree diameters are measured at 54 inches above ground, diameter at breast height (DBH).
- 6.106 If trees are to be impacted because of construction, it may be necessary to relocate and then replant them on-site. If the trees are to remain in place during construction, protect them from construction damage (see section 6.6:Tree Protection at a Construction Site). Consult with a knowledgeable arborist currently certified by the International Society of Arboriculture (ISA) for additional information.
- 6.107 If tree root cutting is unavoidable consult with a knowledgeable arborist currently certified by the ISA for guidelines and precautions.
- 6.108 Some trees are killed by root suffocation when more than 4 inches of soil is placed above the original grade. The tree's age, health, and species will influence its tolerance or sensitivity to raising the grade and how rapidly its decline and ultimate death will occur.

6.2 POLICIES FOR PUBLIC UTILITY FIRMS

- 6.201 Public utility firms that maintain poles and wires in the streets and parks shall keep all such trees and shrubs near wires and poles properly trimmed (thinning cuts without stubbing) so that minimal injury and no permanent damage occur to the trees.

6.3 PROCEDURES AND STANDARDS FOR PLANTING TREES

- 6.301 Park trees shall be planted in accordance with street tree planting standards including, but not limited to, using guys and stakes, trunk guards, and mulch. Approved root barriers may not be necessary if surface roots will not interfere with walkways, curbs, road pavement and mowing. If surface roots will be a problem, approved root barriers must be used in compliance with 6.302-G-6.302-I. Match the tree to the site. Consider above and below ground limitations.

6.302 Street tree planting should conform to the following guidelines:

6.302-A No street tree should be planted closer than the following horizontal distances:

- 30 feet from property line intersection at street intersection
- 5 feet from a storm drain
- 15 feet from a utility pole
- 10 feet from a fire hydrant
- 20 feet from overhead street light
- 10 feet from a pedestrian crosswalk
- 10 feet from a driveway
- 30 feet from end of median

These distances serve as guidelines and may be revised in accordance with site conditions. Department of Public Works current standards take precedence.

6.302-B No street tree should be planted over sewer, water, or other utility lateral.

6.302-C When selecting trees they shall be healthy, showing vigorous growth, and being free from insect pests. The trees shall be free of diseases, sun scalds, bark abrasions, and other physical disfigurements. Trees shall have a single dominant leader with well-developed lateral branches. Trees shall have a vigorous root system that is not pot bound and without girdling roots (roots that wrap around the trunk).

6.302-D If unprotected and in the sun, trees lying on their side waiting to be transplanted may develop trunk and root sunburn.

6.302-E Planting holes should be dug with level bottoms and with a minimum width 3 times the root ball's diameter. If the soil is compacted or heavy clay, the planting hole's diameter should be 5 times the root ball's diameter. The depth shall be same as the root ball's depth. Soil returned to the planter to adjust planting depth should be firmed, but not overly compacted (see planting details on page 112 and page 113). Palm trees require a smaller planting pit for stability (see palm planting details on page 114). These three planting graphics can be used as a reference for this entire section of Chapter 6.

- 6.302-F Trees planted in holes deeper than the root ball tend to sink further as irrigation and organic matter decomposition compact the soil beneath the tree. As the tree sinks, trunk bark is exposed to wet soils and various soil borne diseases. Trees and palms planted too deeply never recover and will always look stressed. They will be prone to insect and disease problems and be a detriment, rather than an asset, to the landscape.
- 6.302-G When street and park tree roots will impact with hardscapes, they shall be planted with a minimum 24 inch wide approved root barrier (Biobarrier, Deep Root, or approved equivalent). The root barrier must be approved by the Directors of Public Works and Planning and installed in accordance with manufacturer’s guidelines. Trees planted along open highways 30 feet or more from the road may not need root barriers.
- 6.302-H When planting in a single tree well, or in multiple tree wells, root barriers shall be placed along the inner edges of the hardscape in accordance with manufacturer’s recommendations. They are not to be installed immediately around the root ball, mimicking a planting pot, because the tree will become unstable.
- 6.302-I When planting in long continuous strips, such as along roads, or on the property side of sidewalks that abut the road, place root barriers along hardscape edges in 20-foot lengths - ten feet on either side of the tree. Root barriers may eventually need to be replaced as they age or roots undermine.
- 6.302-J The tree shall be removed from its container. The root ball shall be cut or opened slightly (without excessive trauma) to correct circling roots caused by the container to encourage root growth beyond the original confines. The tree shall be placed in the center of the pit on top of firmed soil. Trees, including coconuts and other palms, shall bear the same relation to soil grade when planted as they did when in the container or field. Planting them deeper guarantees poor performance and failure.

- 6.302-K When transplanting field stock broadleaf trees, smashed and fractured roots must be cut clean. Planting holes should be wide enough to work the soil between and around roots to prevent voids. Use a water pipe wand and/or hand tools to do the job. The finished grade must be the same as when the tree grew in the field (see detail at end of this chapter).
- 6.302-L When transplanting field stock palms, sand is often used as a backfill. Air pockets are removed and sand moved to fill the voids with a water pipe wand. An amended soil might be too soft and allow movement of the root ball. The finished grade must be the same as when the palm grew in the field (see detail at end of this chapter).
- 6.302-M Pit Backfill: A sudden change of soil particle size (layering soil over sand or sand over soil, or a layer of cinders at the bottom of the hole) will inhibit downward movement of water. Therefore back fill with on-site soil. If on-site soil is not available, good imported soil of the same kind can be used. The final combination should be thoroughly mixed to avoid layering. Layering impedes water infiltration. An excessive amount of organic amendments in backfill do not necessarily improve tree growth. They may even reduce shoot and root growth due to locking up of micronutrients.
- 6.302-N Slow release fertilizer tablets or briquettes (Agriform 21 gram 20-10-5 tablets or equivalent) should be used in the planting hole in accordance with the manufacture's recommendations.
- 6.302-O For containerized specimen trees, build a 6-inch high by 4-foot wide berm around the tree to hold water. The berm's rim shall be above the surrounding grade. Water trees immediately after planting. Increase water basin widths for field stock trees.
- 6.302-P Staking: All trees not able to withstand strong winds by themselves shall be double-staked as per the Tree Planting Detail at the end of this chapter. At a minimum, stakes shall be a 2-inch diameter pole or a 2"x2"x8' rough construction grade hardwood. Stakes shall be pointed on one end and free of knots and splits. Poles are preferred because they do not split or break as easily as sawn stakes while in use or while being driven. Stakes shall be placed in firm soil. The height of the stake will be 3 inches above the highest tie so as not to cause branch abrasions. The prevailing wind should

blow perpendicular to an imaginary line between the stakes and cause some trunk flexing. Trunk flexing makes for an increase in trunk diameter and enhances root growth.

- 6.302-Q Tree ties shall contact the trunk with a broad, smooth surface and have enough elasticity to minimize trunk abrasion and girdling. Common tie material includes elastic webbing, belting, and cinch ties. Wire covered with garden hose is too abrasive for plant trunks. Ties should contact the tree at the lowest place possible and still keep the tree upright. This location should permit the tree to flex and bend in the wind and return to a vertical position without being injured by the tie or stakes.
- 6.302-R Very windy areas may require ties to be moved higher. A second and lower tie should be used only for very spindly trees. The tie(s) will form a figure-eight loop between the trunk and the stakes. Two ties, one from each stake going around the tree and back to the original stake and making contact with the tree at, or nearly at, the same point. Ties must be checked periodically for making adjustments and to ensure that they are intact and serving their purpose without injuring the tree. See Figure 6-1: Staking Young Trees Detail at the end of this chapter.
- 6.302-S If they are not able to withstand strong winds, field-grown and large containerized trees with branches should be guyed (three of them equally spaced) as per Figure 6-3: Palm Planting Detail found at the end of this chapter. Palm tree guying is necessary only when support is needed. This decision is left to the landscape contractor. Guys shall remain in place until the tree is well rooted and able to withstand wind. At this time, guys should be removed. Guys must be checked periodically for making adjustments to ensure that trunks are not being girdled or abraded.
- 6.302-T Stakes, ties, and guys should remain in place for at the most one year, or until the tree is able to withstand strong winds. It is the responsibility of the contractor (for the first year or until the lot is sold), or the homeowner to remove the stakes, guys, and ties.
- 6.302-U Use a 2-4 inch layer of a coarse mulch (wood chips preferably) within the water basin. Keep it away from the tree's trunk by 6 inches. Replace mulch as needed for two years.

- 6.302-V Saturate the soil immediately after planting. For subsequent water requirements, see Chapter 10, “Irrigation and Water Conservation; Drought Tolerant Plants”.
- 6.302-W Maintain a turf free zone around the tree within the tree well for two years.
- 6.302-X When grass is permitted to grow into the tree well, keep it away from the tree trunk. Trunk guards are recommended to avoid girdling by sting trimmers.

6.4 PROCEDURES AND STANDARDS FOR PRUNING TREES

- 6.401 Pruning should not be taken lightly; if done improperly it may have long lasting undesirable effects. It is not possible to fully discuss tree pruning in this publication. However, there are many references on the subject, such as Gilman, E. F., *An Illustrated Guide to Pruning*, 2nd ed. Delmar Publishers, 2002. ISBN: 0-7668-2271-0. Other good references are: *ANSI A300 (Part 1) –Pruning 2008*. “Tree Shrub and Other Woody Plant Management – Standard Practices (Pruning)”; and its companion publication, *Best Management Practices, Tree Pruning*. These references have many pictures along with text to make it easy to follow. All three are obtainable from the International Society of Arboriculture, isa@isa-arbor.com.
- 6.402 Broad Leaf Tree Pruning.
- 6.402-A Young Transplanted Trees:
- It is no longer recommended that young trees be pruned at the time of transplanting to “balance off” the above ground portion with the below ground portion because of a root loss that occurred in transplanting. Leaves and branches with green contain the factories where plant foods and essential hormones and chemicals are produced and stored. From storage, food is sent to sites where needed. Removing too many above ground parts of a young tree may contribute to “transplant shock” and slow down its establishment. Of course, field stock material may require a reduction of canopy and roots for transportation reasons. These trees are generally bigger and have larger amounts of stored food, and thus are able to generate new shoots and roots after replanting.

- Initially all branches should be kept on newly transplanted young trees since green branches and leaves produce essential foods and hormones that the sapling needs to grow. After the young tree has become established, vigorous upright branches that compete for dominance with the main leader should be “tipped back” to curtail their aggressive growth. It is best to have a single dominant leader because multi trunked trees have weaker unions that may lead to problems in the future. As the tree grows stronger and the leader establishes its dominance, the competing tipped leaders could be removed if there are a sufficient number of other branches to provide the energy required by the tree.

6.402-B Juvenile and Medium Aged Trees:

- The rule is not to remove more than 25% of a tree’s canopy in any one year; so topping, or “hat racking”, is out.
- Pruning should remove dead and diseased branches, rubbing branches, and branches that interfere with people and traffic.
- Lion tailing should be avoided. This condition results when an excessive number of lateral branches are removed from a primary branch, leaving mostly terminal foliage. The branch becomes long and small in diameter and is more likely to break off in inclement weather.

6.402-C Mature trees:

- Avoid removing large branches because the tree may not be able to callus over the wounds. Such large wounds can then become entry points for disease, borers, and other pests. If at all possible, living wood should not be removed from overly matured trees because they contain “old age benefits”. Excessive branch removal may cause many water sprouts (vigorous upright sprouts that arise from dormant nodes on remaining branches) to compensate for the loss of food production and reserves. An old tree’s flush of water sprouts, without excessive pruning, may be an indication of its “last hurrah”.

6.403 Tree Topping vs. Tree Thinning.

6.403-A Tree Topping (alias: hat racking, stubbing, cutting back, rounding over, shearing, tipping) is unnecessary. People have it done because:

- Topping reduces tree height. Consider: Drop crotching instead. This is when the height of a tree is reduced to a lateral (side) branch large enough to assume the leadership role. This branch should be about one third the diameter of the one being removed. This same type of reduction can be used to decrease the horizontal spread of a tree; pulling it in to a lateral branch.
- Topping is fast and cheap. Fact: Yes, it is fast, but it is not cheap. The tree responds with a flush of fast growing sprouts and the tree quickly reaches, or surpasses, its original height. This requires a quicker return visit by the so called “pruner”, who then makes more money.
- Trees need to be cut back periodically. Fact: Definitely not. Topping weakens trees by removing valuable food and chemical reserves, making them more vulnerable to insects and diseases. Sunburn, resulting from loss of leaf shade, kills tree bark and underlying wood. Topped trees can be hazardous because the long sprouts that grow from cut ends are poorly attached and can break off causing injury to people and damage to property.

6.403-B A Few Alternatives to Tree Topping.

- If a tree needs to be lowered in height, use drop crotching as described above.
- Consider thinning out and removing rubbing and diseased branches to permit more light, air, and views through the canopy. Avoid lion tailing (described above).
- When selecting a tree species, consider below and above ground limitations to avoid future space issues that require topping.
- If a tree is too large for the area, remove it and replace it with a smaller type or a dwarfed form.

- Hire an arborist who is currently certified by the International Society of Arboriculture and uses their pruning standards to do your pruning. It takes knowledge, training, and skill to properly prune a tree, but little to no knowledge, training, or skill to top a tree. Besides, topped trees look ugly.
- See Figure 6-4: Detailed Pruning Graphic on page 115 as an alternative to tree topping.

6.404 Coconut Palm Tree Pruning.

- 6.404-A To ensure people and property safety, it is common practice to remove coconut palm fronds and fruit two, three, and even four times a year. At times overzealous pruners remove so many fronds that the crown resembles a “feather duster”.
- 6.404-B A “feather duster” crown, like root cutting at transplanting, reduces water absorption by the roots and its upward movement. Without sufficient water, the trunk does not fully expand at the site where the fronds are attached. When the crown is full and roots grow and function normally, the trunk returns to its normal diameter, thus creating a condition called “hour glass”.
- 6.404-C An “hour glass” trunk may have safety implications, especially in very tall trees. The best practice is to remove only those fronds whose tips fall below a horizontal plane drawn at the base of frond attachments (see page 118 for the coconut frond removal graphic).
- 6.404-D It is recommended that about 12 inches of palm frond bases be left to fall off by themselves, or left on at least until the next pruning. If these bases are shaved off at the time of frond removal, soft trunk tissue is exposed to insects, such as the banana moth, *Opogona sacchari*. If present in the area, the moth will lay its eggs on frond removal sites, the eggs hatch, and larvae enter the wounds to eat the inside of the upper trunk just below the crown. The crown shows no signs of the invaders within until it suddenly falls to the ground.
- 6.404-E For coconut tree owners and pruners a document on coconut tree pruning, and a few safety measures, is included at the end of this chapter (see pages 117-119). This material is published by the Aloha Arborist Association, in consultation with the International Society of Arboriculture, dated August 19, 2009.

6.5 PROCEDURES AND STANDARDS FOR POST PLANT TREE MAINTENANCE FOR DEVELOPERS AND ABUTTING PROPERTY OWNERS

- 6.501 Post plant tree care, including maintaining, replacing, and removing tree stakes and guys, is the responsibility of the developer for the first year after planting. The abutting property owner must be informed by the developer at the time of the sale regarding the owner's obligation to maintain the tree(s) and plantings abutting the property after the initial year. Trees and landscape plantings in front of lots that have not sold after the one-year period shall be the responsibility of the developer.
- 6.502 After the first year the abutting property owner is responsible for removing/maintaining/replacing tree stakes and guys. To avoid trunk girdling, the abutting property owner must remove the stakes/guys when they are not needed for tree support. Stake and guy attachments to trees should not interfere with trunk expansion.
- 6.502-A It is the responsibility of the Director of Planning, or his/her designee, to ensure that stakes and guys are removed prior to causing tree damage to protect publicly owned trees.
- 6.503 Maintenance of trees and landscape plantings (turf and/or ground cover) includes watering, fertilizing, mowing the lawn, and raking leaves and rubbish when they are excessive.
- 6.504 Maintain a weed and turfgrass free zone within the tree's water basin. Restore the water basin berm as needed. Basins should be maintained for at least 2 years.
- 6.505 It is recommended that the 2-4 inch layer of coarse organic mulch, preferably wood chips, be maintained. Keep it away from tree trunks by 6 inches. Such mulches improve the population of soil microbes, conserve soil moisture, maintain soil porosity, and improve soil structure. Research has shown that trees produce many times the amount of feeder roots when mulched with coarse tree chips than with no mulch at all. Using tree chip material promotes soil microbes more compatible with the tree.
- 6.506 If trees are growing in grassed planters, do not girdle tree trunks with string trimmers and other machinery. Trunk damage guarantees poor performance and maybe even death. Trunk guards will protect tree trunks from string trimmer damage, but must be monitored and replaced periodically.

- 6.507 After initial soil saturating irrigation at planting, keep the soil moist for the first two weeks. After this, reduce water frequency to permit some surface drying. Replace water loss as needed. The amount of water applied will depend on time of year, soil type, environmental conditions such as wind and temperature, size of the plant, and the availability and thickness of mulch.
- 6.508 Too much or too little water is the primary cause for tree death in the first year after planting. Important: Check the root ball's moisture underneath the mulch the day after irrigating and if necessary adjust the amount of water applied.
- 6.509 In order to provide fertilization during the first year, tablets or briquettes should be incorporated into the planting pit. However, the tree will benefit from additional fertilizer the second half of the first year and then each consecutive year thereafter. Use a general fertilizer and follow the manufacturer's guidelines. Use a fertilizer with as many trace elements as possible. Broadcast the fertilizer from the trunk out to the drip line and beyond even if there is a lawn. Water it thoroughly. The amount of fertilizer applied may need to be adjusted depending on soil type and fertility, fertilizer analysis, and amount of water applied. Palms should be provided with a Palm Special fertilizer. Follow manufacture's recommendations.
- 6.510 Fertilizers with an organic source of nitrogen such as 4-4-4 or one such as 8-4-5 with an organic and an inorganic source of nitrogen are slow release and promote root growth. If using an organic fertilizer, more will be required because of a low analysis of nutrients. Consult the manufacturer's guidelines.
- 6.511 The abutting property owner should inform the County Arborist if the tree planted along the public right of way is not doing well. The Department of Parks and Recreation is responsible for spraying trees for insects.
- 6.512 Abutting property owners are responsible for providing water and fertilizer to trees to help them ward off insect pests.
- 6.513 If a street tree dies due to abuse or neglect by the abutting property owner, tree replacement, with Parks and Recreation approval, is the responsibility of the abutting property owner. Otherwise, tree replacement is the responsibility of Parks and Recreation.

6.6 TREE PROTECTION AT A CONSTRUCTION SITE

- 6.601 When a project area includes trees selected to be included in the finished landscaping, they need to be protected during construction to avoid being damaged.
- 6.602 It is suggested that a developer utilize the services of an ISA Certified Arborist who is knowledgeable about proper procedures to be used regarding protecting trees during construction and the necessary follow-up maintenance.
- 6.603 Typically, tree roots are found in the top three to four feet of soil. However, most of the small absorbing roots are found in the top six inches of soil. Root mycorrhizae, beneficial fungi that associate with roots to enhance absorption of water and minerals, are found just beneath the soil's surface. Heavy equipment and automobile travel, equipment repair, and storage of supplies under a tree's canopy, all compress the soil and damage mycorrhizae and tree roots. Tree roots provide tree anchorage and protect against tree "blow over".
- 6.604 To protect trees, construction fences need to be erected around each tree or group of trees that are to remain and be included as part of the final landscape. These fences will form a tree protection zone (TPZ) where no activity should occur above as well as below ground.
- 6.604-A For young, mature and over mature trees tolerant of construction damage, the TPZ's radius should be one foot per inch of tree trunk diameter.
- 6.604-B For young, mature and over mature trees not tolerant of construction damage, the TPZ's radius should be 1.5 feet per inch of tree trunk diameter.
- 6.604-C For columnar trees such as the Cook pine, *Araucaria columnaris*, or the columnar Italian cypress, *Cupressus sempervirens*, with a disproportionately small canopy spread, the TPZ's radius should be 1.5 feet per inch of trunk diameter.
- 6.604-D The above TPZ's can be adjusted downward depending on tree species, age, health, and post plant care. Seek the services of a knowledgeable ISA Certified Arborist for recommendations.
- 6.605 Trunk diameters are measured at 54 inches above ground for all planted trees. Young containerized tree trunk diameters are measured at 12 inches above container soil.

- 6.606 If travel under the canopy of a tree destined to be saved is unavoidable, limit travel to a single route and as far away from the trunk as possible. It is recommended that the soil be temporarily covered with a 6 to 12 inch layer of coarse tree chips and overlaid with sheets of thick plywood or steel. It would benefit the tree being protected to cease travel under its canopy and remove the sheets of plywood or steel as soon as possible to avoid root suffocation. In addition, spread out the mulch under the tree's canopy to between 2-4 inches thick.
- 6.607 Water and fertilize beneath the tree's canopy, during and after construction, to help reduce tree root stress. Fertilizers with an organic form of nitrogen are best for root growth. Applying fertilizers prior to the mulch is even more beneficial to the tree.
- 6.608 Some of the above statements were taken from Lily, 2010 and from Fite and Smiley, 2008.

6.7 MATURE TREE VALUATION & REPLACEMENT AT A CONSTRUCTION SITE

- 6.701 Even though this part of Chapter 6 is an optional consideration for developers at this time, it provides an opportunity for those who want to "go green" to maintain or exceed the environmental benefits that large trees on their property provided prior to development.
- 6.702 Mature trees are an important asset in Maui County. Retaining them at a construction site provides a continuation of their environmental and economic benefits to the community.
 - 6.702-A In this planting plan, a "mature tree" is one with a trunk diameter of eight inches or more (excluding its bark) measured at 54 inches above ground, diameter at breast height (DBH).
- 6.703 Mature trees to be retained at a construction site should be protected by a TPZ during construction. They could also be transplanted elsewhere for safekeeping, then returned to the original site at the time landscaping is installed, providing they will tolerate such a move. To avoid root decay, damaged roots two inches or larger need to be cut "clean" with a saw.
- 6.704 If a mature tree's retention or movement is not warranted due to its poor health, high costs, or is an invasive species, then it should be replaced. Replacement trees should be used to restore the lost environmental benefits the mature tree(s) provided. Replacement trees must be of a species found in this document.

- 6.705 Tree environmental benefits, converted to dollar values, can be obtained by visiting the **itreetools.org** website and searching for “*design*” or by simply searching the web for “*i-tree design*” and clicking on the resulting link (<http://www.itreetools.org/design.php>).
- 6.706 Using this webpage, the developer, or an ISA currently certified arborist, or the landscape architect, can calculate the approximate annual environmental dollar value for mature trees being removed as well as for the trees replacing them. Needed is the property’s address, the tree’s common name (its scientific name is not necessary but helpful for making a positive identification), its DBH, and its condition of health: Excellent, Good, Fair, Poor, Dead or Dying. If a tree species is not found on the web site, one can still estimate dollar values by using the appropriate “other” category given in the tree species listing. See an example using the calculator in section 6.8 below.
- 6.707 The maximum tree diameter this program accepts is 100 inches excluding thickness of bark. Any tree larger than this is therefore to be considered as being just 100 inches.
- 6.708 The environmental dollar value of a tree does not consider costs associated with its long-term care and maintenance. The dollar value estimates represent the overall benefits a tree of that type, trunk diameter and health growing in that area will provide to the community.
- 6.708-A Some tree benefits considered in determining these tree annual environmental dollar values are:
- Interception of storm water runoff.
 - Carbon dioxide reduction.
 - Conservation of energy resulting from direct shading of surfaces.
 - Wind speed reduction.
 - Cooling the air by transpiration (loss of water vapor via leaf pores).
 - Shading ability to reduce light/heat reflection off surfaces.
 - Shading of paved surfaces to reduce the “heat island” effect.
 - Reduction of ozone production resulting in cooler atmospheres.
 - Intercepting particulate matter like dust, ash, and smoke.
 - Production of oxygen required for breathing.

- 6.709 Should the above web site not be available in the future, then the Maui County Arborist Committee and the Department of Planning will be responsible for selecting some other web site or means for determining tree values.

6.8 EXAMPLE: TREE VALUATION AND REPLACEMENT AT A CONSTRUCTION SITE

- 6.801 The following scenario demonstrates the process of calculating the environmental dollar value of trees: An open field located at 600 Haleakala Highway, Kahului, HI 96732, USA is used as the site for this example. The property is being cleared to build a proposed (fictitious) residential subdivision of 30 house lots and a small park. An ISA certified arborist was hired to conduct a survey to determine the number and kind of trees that are 8 inches and larger in diameter growing on the site prior to land clearing. The certified arborist found one Chinese banyan, *Ficus microcarpa*, five opiuma, *Pithecellobium dulce* and three kiawe, *Prosopis pallida*, trees plus many smaller trees and brush.
- 6.802 Searching the web for the words “**i-tree design**” yields a link (<http://www.itreetools.org/design.php>) to a national tree benefits calculator developed by the USDA Forest Service in cooperative partnership with numerous other entities. The following tree benefits (Environmental Dollar Values) were obtained for the trees with trunk diameters of eight inches or larger destined to be removed due to land development (see helpful notes on using the website at end of this section).

i-Tree Design Benefits Calculator Results for Existing Large Trees (ver. 6)				
Tree	Quantity	Condition	DBH (inches) *54 inches above ground	Annual Tree Benefits (Environmental Dollar Values)
Chinese banyan, <i>Ficus microcarpa</i> (found as Banyan, Chinese)	1	Good	15	1 x \$31.77 = \$31.77
Opiuma, <i>Pithecellobium dulce</i> (found as Opiuma)	2	Fair	8	2 x \$8.82 = \$17.64
	1	Poor	10	1 x \$10.21 = \$10.21
	1	Dead/Dying	15	1 x \$12.24 = \$12.24
	1	Good	10	1 x \$15.48 = \$ 15.48
Kiawe, <i>Prosopis pallida</i> (found as Kiawe)	3	Good	9	3 x \$11.41 = \$34.23
Total Annual Tree Benefits (Environmental Dollar Values) lost due to removal of large trees				\$121.57

- 6.803 None of the above trees were to be incorporated into the landscape plan because all are invasive species.
- 6.804 In keeping with the “street tree mix” for subdivisions of four or more lots found in Chapter 2, and fulfilling the requirement of “one tree per lot”, the landscape architect selected the following street and park trees for this fictitious 30 lot residential subdivision. All 30 selected street trees have trunk diameters of two inches measured at 12 inches above ground but one inch DBH.

Street trees:

- 60% of 30 = 18 colvillea trees, *Colvillea racemosa*, “theme genus”
- 20% of 30 = 6 pink tecoma trees, *Tabebuia heterophylla*
- 20% of 30 = 6 rainbow shower trees, *Cassia x nealiae*

Park trees:

- 3 monkeypod trees, *Samanea saman*, twelve inches DBH.
- 2 royal poinciana tree, *Delonix regia*, eight inches DBH.

6.805 The following Dollar Value for Replacement Trees was calculated using the same scenario for a fictitious housing development at 600 Haleakala Highway and employing the **itree tools.org** tree benefits calculator.

i-Tree Design Benefits Calculator Results for Replacement Trees (ver. 6)				
Street Trees				
Tree	Quantity	Condition	DBH (inches)	Annual Tree Benefits (Environmental Dollar Values)
Colvillea, <i>Covillea racemosa</i> (found as Glory, Colville's)	18	Excellent	1	18 x \$0.39 = \$7.02
Pink Tecoma, <i>Tabebuia heterophylla</i> (found as Tecoma, Pink)	6	Excellent	1	6 x \$0.25 = \$1.50
Rainbow shower, <i>Cassia x nealiae</i> (found as Tree, Rainbow Shower)	6	Excellent	1	6 x \$0.56 = \$3.36
Park Trees				
Monkeypod, <i>Samanea saman</i> (found as Monkeypod)	3	Excellent	12	3 x \$15.33 = \$ 45.99
Royal Poinciana, <i>Delonix regia</i> (found as Poinciana, Royal)	2	Excellent	8	2 x \$6.54 = \$ 13.08
Total Annual Tree Benefits (Environmental Dollar Values) replaced at planting				\$70.95
<p><i>Note: If a tree's common name is not found, use the appropriate "other" category. Needed are: tree size (small, medium, large) and tree type (deciduous, evergreen or is a palm of a specific size). This information is best found in Chapter 3 "Park, Greenway, and Open Space Tree Program" tables beginning on page 33.</i></p>				

6.806 Removal of trees with diameters eight inches or larger lost \$121.57 in annual tree benefits. Replacement trees provided \$70.95 in annual tree benefits, making for a net loss of \$50.62. This example confirms the environmental value that large canopy mature trees provide when part of the urban forest. The typical street tree specimen measuring two inches at 12 inches above ground with a one inch DBH contributes very little initially to the benefits listed in paragraph 6.708-A. As they mature and grow

larger canopies their environmental benefits increase. If trees are grown to benefit the community, rather than just meeting requirements of a County ordinance, large tree canopies are necessary. Trees pruned to resemble “lollipops” and stubbed to being leafless may even become a liability rather than an asset.

- 6.807 If the project area does not have a sufficient number of planting places to accommodate all the required number of replacement trees to restore the lost environmental dollars, then trees can be planted in County parks, along County roads, or in other agreed upon places. Prior approval from the Directors of Public Works and Parks and Recreation is required. In addition, some form of irrigation to maintain the trees will be necessary. If the trees are planted in residential areas along County owned roads as street trees, it is essential that the abutting property owners are made aware that County ordinance requires that they water, weed, and fertilize, but not prune or spray, the publicly owned tree(s) abutting their property. Documentation acknowledging this is advisable.
- 6.808 As replacement trees grow larger, their environmental value increases. Hopefully this increase will make up for the loss of benefits from the trees and shrubs that were less than eight inches in diameter and not considered for planting replacements.

i-Tree Website Notes

When using the i-tree website:

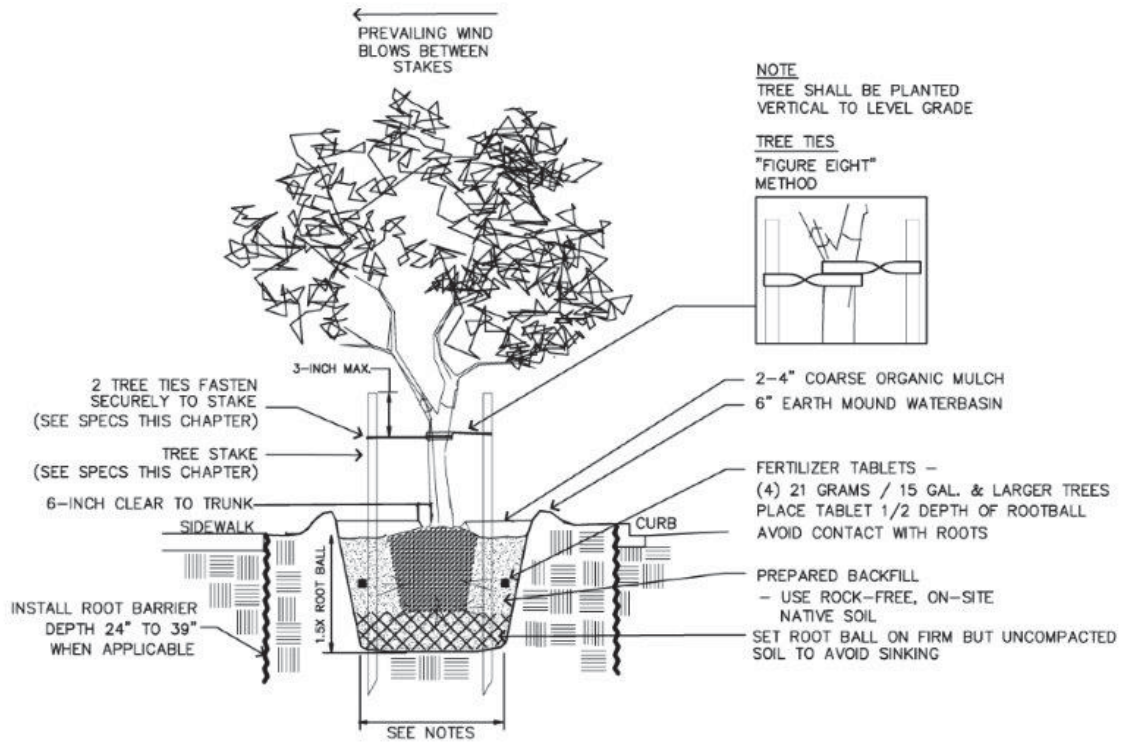
- You do not need to draw a structure at the project site.
- Click on “Place Trees” to list each tree and fill in the appropriate information.
- Drag the tree icon to place the tree at the construction site. Exact location is not necessary.
- Hover the mouse pointer over placed trees to determine “environmental dollar” values. Values may change with version updates.

6.9 LITERATURE CITED

Permission was granted by the ISA to use information from the following publications:

- Lily, S.J. 2010. “Arborists’ Certification Study Guide.” 352 pp. ISBN 978-1-881956-69-3, an International Society of Arboriculture publication.
- Fite, K. and E. Thomas Smiley. 2008. “BMP, Managing Trees During Construction.” 35 pp. ISBN 1-881956-67-9, an International Society of Arboriculture publication.

FIGURE 6-1: STAKING YOUNG TREES DETAIL

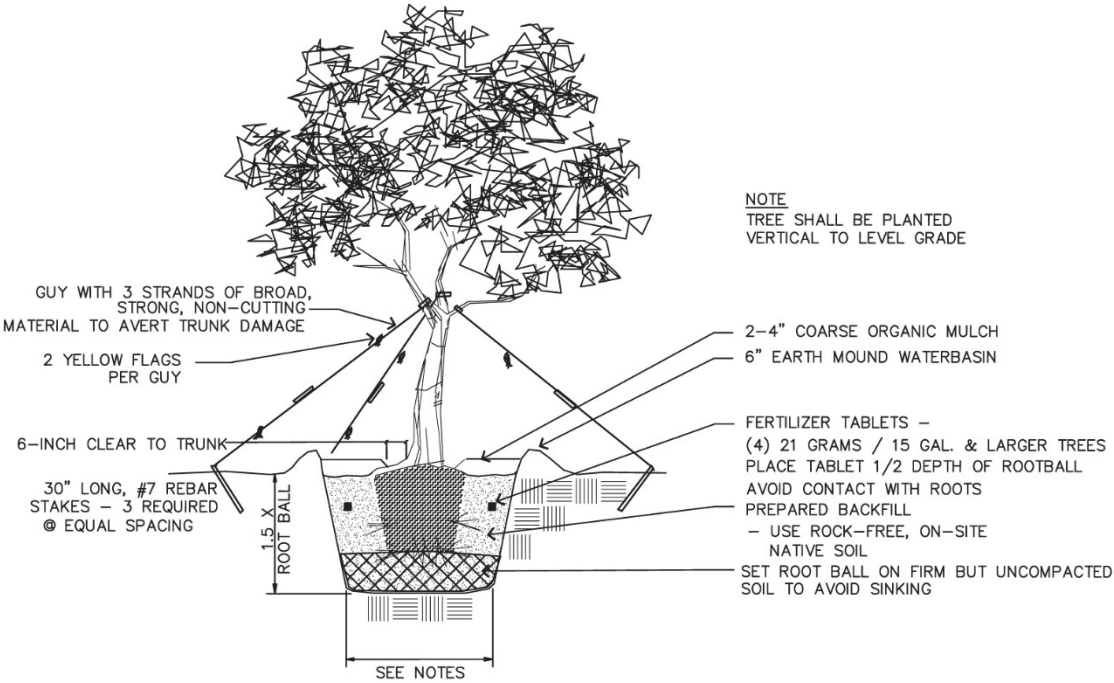


SECTION YOUNG TREE PLANTING WITH STAKES NOT TO SCALE

NOTES

1. LOAM SOIL: PLANTING HOLE TO BE 3X DIAMETER OF CONTAINERIZED ROOT BALL
2. COMPACTED SOIL: PLANTING HOLE TO BE 5X DIAMETER OF ROOT BALL
3. DO NOT DIG HOLES WITH AN AUGER, TO AVOID GLAZING OF SIDES

FIGURE 6-2: TREE PLANTING DETAIL WITH GUYING

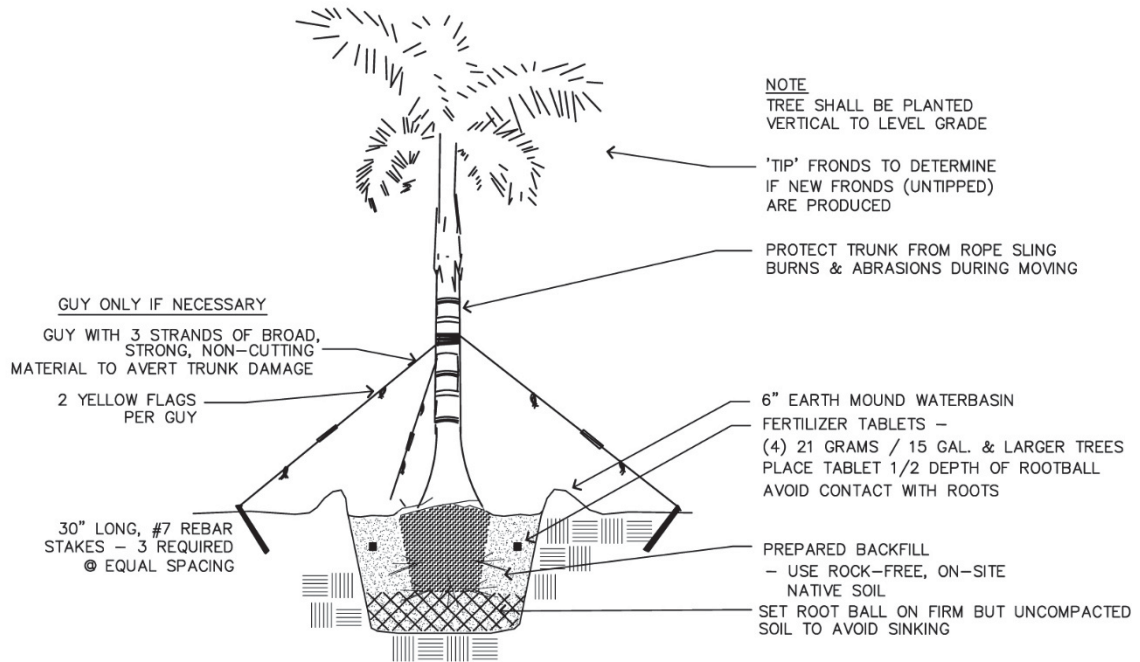


TREE PLANTING DETAIL WITH GUYING
SECTION NOT TO SCALE

NOTES

1. LOAM SOIL: PLANTING HOLE TO BE 3X DIAMETER OF CONTAINERIZED ROOT BALL
2. COMPACTED SOIL: PLANTING HOLE TO BE 5X DIAMETER OF ROOT BALL
3. PLANTING HOLES FOR FIELD STOCK TREES SHOULD BE WIDE ENOUGH TO WORK THE SOIL BETWEEN AND AROUND ROOTS TO PREVENT VOIDS. GUY IF NECESSARY.
4. DO NOT DIG HOLES WITH AN AUGER, TO AVOID GLAZING OF HOLES

FIGURE 6-3: PALM PLANTING DETAIL



 FIELD STOCK PALM PLANTING DETAIL
SECTION NOT TO SCALE

FIGURE 6-4: DETAILED PRUNING GRAPHIC

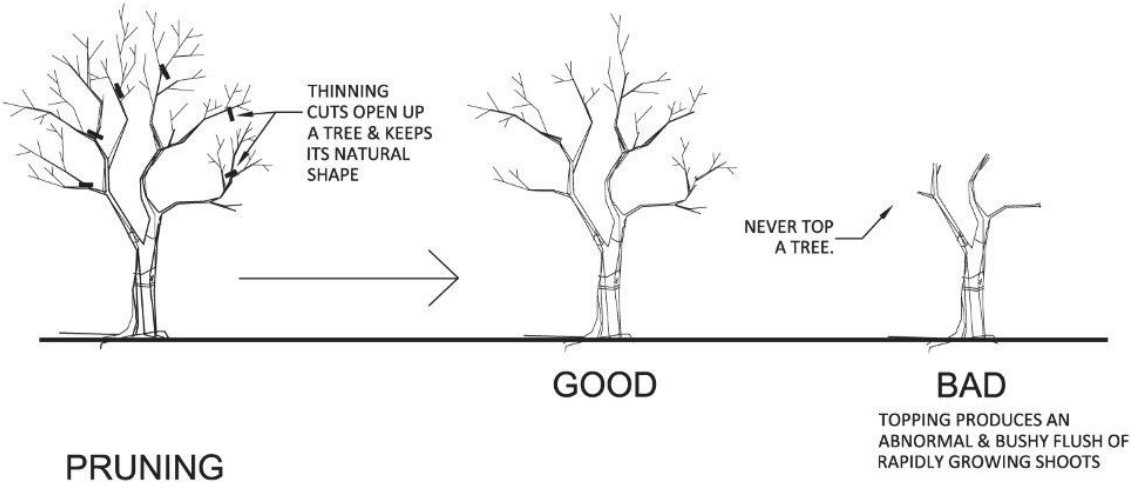


EXHIBIT 6-1: HAWAI'I GUIDELINES FOR THE MANAGEMENT OF COCONUT PALMS**Aloha Arborist Association, approved August 19, 2009**

Coconut palms, *Cocos nucifera*, are a significant palm throughout Hawaii and tropical regions around the world. These palms can reach over 100' in height and may live over 100 years. They regularly shed coconuts and large fronds, which may expose people and property to injury and damage. To minimize this risk, coconuts and fronds must be regularly removed prior to their fall. In certain instances, coconut palms may possess structural defects that increase the risk of failure of a portion or the entire palm.

This brochure is designed to provide guidance for arborists, tree workers and property owners/managers in the proper pruning and general assessment of coconut palms. When caring for coconut palms, the safety of people and property is our greatest priority.

Pruning is recommended a minimum of two times per year within developed areas to manage the hazards of falling coconuts and fronds and to minimize risk to persons and property within the fall zone.

In order to ensure safe, healthy, and attractive palms that can achieve a maximum life-span within a specific site, we recommend that the tree worker who is pruning the palm:

1. Report abnormal conditions in the crown, trunk, or base of the palm.
2. Remove fronds, fruit, seedpods, and fruit stalks carefully without damaging the trunk or fronds that are to be retained.
3. Remove lower fronds where any part of the frond hangs below a horizontal plane if desired. (see Figure 1)
4. Not remove live, healthy fronds above horizontal except where encroaching on utilities or structures. (see Figure 2)
5. Not embed the cutting tool into the trunk or fronds that will remain on the coconut palm.
6. Avoid the use of spikes where practical. In most instances, damage from repeated spike use is primarily cosmetic, but structural defects may develop over time.



Figure 1 – Before Trimming




Figure 2 – After Trimming

Listed below are some of the potentially serious defects or conditions that should be inspected by a Qualified Arborist:

1. Large wounds, cracks and cavities in the trunk (over 25% of the trunk circumference or cross section affected).
2. Penciling (abrupt tapering of the upper trunk immediately below the crown).
3. Significant hour-glassing (narrowing and enlargement of the trunk in an hour-glass form that exceeds 30% reduction of the diameter at the site of the hourglass).
4. Excessive root damage near the base of the palm (more than 25% of the roots within two feet of the trunk).
5. Trunk flare restrictions (less than 1' radius of open space around trunk).
6. Excessive dead areas within the root initiation zone (more than 25%).
7. Termite damage.
8. Discolored, stunted, or deformed fronds or leaning or missing crown shaft.
9. Excessive trunk lean (over 35 degrees).
10. Growing under, over, or into utility lines.
11. Palms with trunk heights over 70 feet.

As coconut palms age, replacement planting programs should be implemented. This brochure has been prepared by the Aloha Arborist Association (AAA), a professional association of arborists, tree care services, and arboricultural consultants with experience and knowledge of the growth and management of coconut palms in Hawaii. AAA advocates proper tree and palm care in conformance with the standards and practices set forth within the most current versions of the ANSI A300 pruning standards and ANSI Z133.1 safety standards. A Qualified Arborist is a professional experienced in the type of

work to be performed who has maintained an International Society of Arboriculture (ISA) Certified Arborist certificate continuously for at least 5 years, and can demonstrate technical knowledge and skill through conformance with internationally accepted arboricultural standards and practices. The advice contained herein is of necessity general in nature and is intended as a guide. Each palm is subject to unique conditions that cannot reasonably be anticipated within this publication. The final determination for proper care and treatment of an individual coconut palm should be according to the recommendations of a Qualified Arborist who has conducted an inspection and assessment of the subject palm.

CHAPTER 7. SOUND, WIND AND VISUAL BARRIER PROGRAM

7.1 GENERAL

- 7.101 These plants can be used as barriers to provide sound, wind, and visual screening. Users should keep in mind people and traffic safety when selecting and placing barrier plants in the landscape.
- 7.102 Plants taller than 3 feet cannot be planted closer than 30 feet from intersections. If they are, then height control will be necessary for maintaining a line of sight for safety purposes.
- 7.103 Some of the following plants may be appropriate for use as specimen, as well as group plantings, in public and private landscaping.
- 7.104 For clarification of plant characteristics and planting zones in Table 7-1: Sound/Wind/Visual Barriers at the end of this chapter, please see the Chapter 1 topic “Tree and Other Plant Characteristics Defined” on page 7.
- 7.105 Plants with an asterisk (*) next to their scientific name are currently being evaluated by the Hawaii/Pacific Weed Risk Assessment protocol (*see explanation of HPWRA on page 189*). If they are found to be invasive at a later date, they will be removed from this list of plants appropriate for planting in Maui County.

TABLE 7-1: SOUND/WIND/VISUAL BARRIERS

TABLE 7-1: SOUND/WIND/VISUAL BARRIERS

Water requirements: Categories in parentheses are too dry for plant natural survival. Additional water is required to satisfy plant needs. **Zones:** Numbers in parentheses need site modification for good plant growth. **HPWRA designations:** *=EVALUATE). **Endangered species** are denoted with ***.

Genus species (Family) Common name(s)	Expected mature height (ft)	Expected mature spread (ft)	Crown density; Growth habit Spacing (ft)	Growth rate; Shade tol.	Wind tol.	Salt tol.	Intrusive roots	Flower color; Time of flwr Fragrance	Water requirements; Poisonous	Fruit or nuts; Deciduous	Rubbish; Maintenance	Elevation	Planting zone(s)
Dodonaea viscosa (Sapindaceae) aalii NATIVE	6	8	med; spreading; 8 ft	med; poor	good	tol	no	n/a not frag.	dry-med;	fruit/nuts nondecid.	no rubbish; low maint.	low-high	2,3,4,5
Acalypha godseffiana (Euphorbiaceae) acalypha	8	5	dense; upright; round; 2 ft	med; poor	good	mod	no	inconspic. not frag.	(dry) med- wet;	none nondecid.	no rubbish; low maint.	low-med- high	1,2,(3), 4,(5)
Wikstroemia uva-ursi (Thymelaeaceae) akia NATIVE (ENDEMIC)	4	3	dense; spreading; 2 ft	med; poor	good	tol	no	yellow SpWn not frag.	dry-med;	fruit/nuts nondecid.	no rubbish; low maint.	low-med	3,4,5
Psychodora odorata (Rubiaceae) alahaee NATIVE	15	8	dense; upright; round; 4 ft	slow; med	good	sens	no	white SpWn fragrant	dry-med;	none nondecid.	no rubbish; low maint.	low-med	2,3,4
Dypsis lutescens (Arecaceae) areca, golden-fruited palm	20	15	open; upright; 4 ft	slow; med	good	mod	no	yellow SpSuFaWn not frag.	(dry) med- wet;	none nondecid.	low (lvs); low maint.	low-med	1,2,(3), 4,(5)
Rhapis excelisa (Arecaceae) bamboo palm, lady palm	10	4	dense; upright; 2 ft	slow; good	good	mod	no	inconspic. not frag.	(dry) med- wet;	none nondecid.	no rubbish; low maint.	low-med	1,(3),4, (5)
Thunbergia erecta (Acanthaceae) bush thunbergia	6	5	dense; upright; round; 3 ft	med; med	med	sens	no	blue/purple SpSuFaWn not frag.	(dry) med- wet;	none nondecid.	no rubbish; low maint.	low-high	1,2,3,4, (5)
Graptophyllum pictum (Acanthaceae) caricature plant	10	5	med; upright; round; 2 ft	fast; good	good	mod	no	purple SpSuFaWn not frag.	(dry) med- wet;	none nondecid.	no rubbish; low maint.	low-med- high	1,2,(3), 4,(5)

TABLE 7-1: SOUND/WIND/VISUAL BARRIERS

Water requirements: Categories in parentheses are too dry for plant natural survival. Additional water is required to satisfy plant needs. **Zones:** Numbers in parentheses need site modification for good plant growth. **HPWRA designations:** *=EVALUATE). **Endangered** species are denoted with ***.

Genus species (Family) Common name(s)	Expected mature height (ft)	Expected mature spread (ft)	Crown density; Growth habit Spacing (ft)	Growth rate; Shade tol.	Wind tol.	Salt tol.	Intrusive roots	Flower color; Time of flwr Fragrance	Water requirements; Poisonous	Fruit or nuts; Deciduous	Rubbish; Maintenance	Elevation	Planting zone(s)
Acalypha hispida (Euphorbiaceae) chenille plant	8	8	med; upright; 4 ft	med; med	med	sens	no	red SpSuFaWn not frag.	(dry) med- wet;	none nondecid.	low (lvs); low maint.	low-med- high	1,2,(3),4
Aglaia odorata (Meliaceae) Chinese rice flower, mock lime	20	10	med; upright; round; 4 ft	med; good	med	sens	no	creamy white SpSuFa fragrant	(dry) med- wet;	none nondecid.	no rubbish; low maint.	low-med- high	1,2,(3),4
Bambusa vulgaris (Poaceae) common bamboo, feathery bamboo	35	25	dense; upright; clump; 10 ft	fast; med	med	sens	no	n/a not frag.	(dry) med- wet;	none nondecid.	high (lvs); med maint.	low-med	1,(3),4, (5)
Acalypha wilkesiana (Euphorbiaceae) copper leaf, beef steak, Jacob's coat	10	5	dense; upright; round; 2 ft	fast; poor	good	mod	no	inconsp. Su not frag.	(dry) med;	none nondecid.	mod (lvs); low maint.	low-med	1,2,(3), 4,(5)
Hibiscus schizopetalus (Malvaceae) coral hibiscus	10	5	med; upright; round; 3 ft	med; poor	good	mod	no	red SpSuFaWn not frag.	(dry) med;	none nondecid.	no rubbish; low maint.	low-med	1,2,(3), 4,(5)
Tabernaemontana divaricata (Apocynaceae) crepe jasmine, paper gardenia	15	6	med; upright; round; 3 ft	med; med	med	sens	no	white/yellow SpSuFaWn fragrant	(dry) med- wet;	none nondecid.	no rubbish; low maint.	low-high	1,2,3,4
Codiaeum variegatum (Euphorbiaceae) croton	12	6	dense; upright; round; 2 ft	fast; med	good	mod	no	white Su not frag.	(dry) med- wet;	none nondecid.	no rubbish; low maint.	low-med	1,2,(3), 4,(5)
Holmskioldia sanguinea (Verbenaceae) cup and saucer, Chinese hat	15	12	med; upright; spreading; 4 ft	fast; poor	good	mod	no	orange, red SpSuFaWn not frag.	(dry) med- wet;	none nondecid.	no rubbish; low maint.	low-med	1,2,(3), 4,(5)

TABLE 7-1: SOUND/WIND/VISUAL BARRIERS

Water requirements: Categories in parentheses are too dry for plant natural survival. Additional water is required to satisfy plant needs. **Zones:** Numbers in parentheses need site modification for good plant growth. **HPWRA designations:** *=EVALUATE). **Endangered** species are denoted with ***.

Genus species (Family) Common name(s)	Expected mature height (ft)	Expected mature spread (ft)	Crown density; Growth habit Spacing (ft)	Growth rate; Shade tol.	Wind tol.	Salt tol.	Intrusive roots	Flower color; Time of flwr Fragrance	Water requirements; Poisonous	Fruit or nuts; Deciduous	Rubbish; Maintenance	Elevation	Planting zone(s)
Mussaenda philippica 'Dona Aurora' (Rubiaceae) Dona Aurora mussaenda	10	6	med; upright: round; 4 ft	med; poor	poor	sens	no	cream SpSuFa not frag.	(dry) med- wet;	none nondecid.	no rubbish; low maint.	low-med- high	1,2,(3),4
Mussaenda x 'Dona Luz' (Rubiaceae) Dona Luz mussaenda	10	6	med; upright: round; 4 ft	med; poor	poor	sens	no	pink SpSuFa not frag.	(dry) med- wet;	none nondecid.	no rubbish; low maint.	low-med- high	1,2,(3),4
Mussaenda erythrophylla 'Dona Trining' (Rubiaceae) Dona Trining mussaenda	10	6	med; upright: round; 4 ft	med; poor	poor	sens	no	red SpSuFa not frag.	(dry) med- wet;	none nondecid.	no rubbish; low maint.	low-med- high	1,2,(3),4
Dracaena marginata 'Tricolor' (Liliaceae) dracaena tricolor	10	5	open; upright: round; 3 ft	slow; med	med	sens	no	n/a not frag.	dry-med;	none nondecid.	no rubbish; low maint.	low-high	1,2,3,4, (5)
Bambusa multiplex* (Poaceae) dwarf bamboo, hedge bamboo	15	5	dense; upright: clump; 4 ft	fast; med	med	sens	no	n/a not frag.	(dry) med- wet;	none nondecid.	high (lvs); med maint.	low-med	1,(3),4, (5)
Schefflera arboricola* (Araliaceae) dwarf brassaia, dwarf umbrella	15	8	dense; upright: round; 3 ft	fast; good	good	mod	no	white Sp not frag.	(dry) med- wet;	fruit/nuts nondecid.	no rubbish; low maint.	low	1,2,(3), 4,5
Caesalpinia pulcherrima (Fabaceae) dwarf poinciana	15	15	open; round; 3 ft	fast; poor	good	tol	no	red/yellow SpSuFaWn not frag.	dry-med-wet;	none nondecid.	no rubbish; low maint.	low-med	1,2,3, 4,5
Pseuderanthemum carruthersii (Acanthaceae) false eranthemum	8	4	med; upright; 2 ft	fast; med	med	mod	no	white/red SpSuFaWn not frag.	(dry) med;	none nondecid.	no rubbish; low maint.	low-med	1,2,3,4, (5)

TABLE 7-1: SOUND/WIND/VISUAL BARRIERS

Water requirements: Categories in parentheses are too dry for plant natural survival. Additional water is required to satisfy plant needs. **Zones:** Numbers in parentheses need site modification for good plant growth. **HPWRA designations:** *=EVALUATE). **Endangered** species are denoted with ***.

Genus species (Family) Common name(s)	Expected mature height (ft)	Expected mature spread (ft)	Crown density; Growth habit Spacing (ft)	Growth rate; Shade tol.	Wind tol.	Salt tol.	Intrusive roots	Flower color; Time of flwr Fragrance	Water requirements; Poisonous	Fruit or nuts; Deciduous	Rubbish; Maintenance	Elevation	Planting zone(s)
Gardenia jasminoides (Rubiaceae) gardenia, Cape jasmine	6	4	med; upright; round; 3 ft	med; med	good	sens	no	white SpSu fragrant	(dry) med- wet;	none nondecid.	no rubbish; low maint.	low-med	1,2,(3), 4,(5)
Talipariti tiliaceum (Malvaceae) hau NATIVE	25	35	dense; spreading; 6 ft	fast; med	good	tol	yes	yellow SpSuWn not frag.	(dry) med- wet;	none nondecid.	high (lvs, flws); high maint.	low	1,(3),(5)
Hibiscus rosa-sinensis (Malvaceae) hibiscus	10	5	med; upright; round; 2 ft	med; poor	good	mod	no	red, orange, yellow, pink SpSuFaWn not frag.	(dry) med;	none nondecid.	no rubbish; low maint.	low-med	1,2,(3), 4,(5)
Abutilon eremitopetalum *** (Malvaceae) hidden petal abutilon NATIVE (ENDEMIC)	5	8	med; round; 3 ft	fast; poor	good	sens	no	green SpWn not frag.	dry-med;	none nondecid.	no rubbish; low maint.	low-med	2,3,4
Juniperus chinensis ssp. torulosa (torulosa Cupressaceae) Hollywood twisted juniper	35	8	dense; upright; 7 ft	med; med	good	mod	no	n/a not frag.	(dry) med- wet;	none nondecid.	no rubbish; low maint.	low-med	1,2,(3),4
Ligustrum japonicum* (Oleaceae) Japanese privet	15	10	dense; upright; 3 ft	fast; med	good	tol	no	white Sp fragrant	dry-med-wet;	none nondecid.	no rubbish; low maint.	low-med	1,2,3, 4,5
Cordyline fruticosa (Agavaceae) ki, ti POLYN. INTRO	6	2	dense; upright; 2 ft	fast; good	med	sens	no	white SpSu fragrant	(dry) med- wet;	none nondecid.	no rubbish; low maint.	low-med	1,2,(3),4
Saccharum officinarum (Poaceae) ko, sugar cane POLYN. INTRO	15	5	dense; upright; 3 ft	fast; poor	good	mod	no	white SpWn not frag.	(dry) med;	none nondecid.	mod (lvs); med maint.	low	1,(3),4

TABLE 7-1: SOUND/WIND/VISUAL BARRIERS

Water requirements: Categories in parentheses are too dry for plant natural survival. Additional water is required to satisfy plant needs. **Zones:** Numbers in parentheses need site modification for good plant growth. **HPWRA designations:** *=EVALUATE). **Endangered** species are denoted with ***.

Genus species (Family) Common name(s)	Expected mature height (ft)	Expected mature spread (ft)	Crown density; Growth habit Spacing (ft)	Growth rate; Shade tol.	Wind tol.	Salt tol.	Intrusive roots	Flower color; Time of flwr Fragrance	Water requirements; Poisonous	Fruit or nuts; Deciduous	Rubbish; Maintenance	Elevation	Planting zone(s)
Hibiscus waiimeae *** (Malvaceae) kokio keokeo (Kauai) NATIVE (ENDEMIC)	15	10	dense; round; 4 ft	fast; mod	med	sens	no	white/red SpSuWn fragrant	(dry) med;	none fa	mod (lvs); low maint.	med	2,(3),4
Hibiscus immaculatus (Malvaceae) kokio keokeo (Maui & Molokai) NATIVE (ENDEMIC)	15	10	dense; upright; round; 4 ft	fast; med	med	sens	no	white SpSuWn fragrant	(dry) med- wet;	none fa	mod (lvs); low maint.	low-med	1,(3),4
Hibiscus kokio (Malvaceae) kokio ula ula NATIVE (ENDEMIC)	10-12	5	open; upright; 3 ft	fast; med	med	sens	no	red, orange SpSuFa not frag.	(dry) med- wet;	none nondecid.	no rubbish; low maint.	low-med	1,(3),4, (5)
Senna gaudichaudii (Fabaceae) kolomona NATIVE	5	5	med; round; 3 ft	slow; poor	good	sens	no	green SpWn fragrant	dry-med;	none nondecid.	no rubbish; low maint.	low-med	2,3,4,5
Senna surattensis* (Fabaceae) kolomona, scrambled eggs	15	10	med; round; ft	fast; med	good	mod	no	yellow SpSuFaWn not frag.	dry-med;	none nondecid.	no rubbish; low maint.	low-med	1,3,4,5
Abutilon menziesii *** (Malvaceae) kooloa ula NATIVE (ENDEMIC)	5	8	dense; round; 3 ft	fast; poor	good	sens	no	maroon SpWn not frag.	dry-med;	none nondecid.	no rubbish; low maint.	low-med	2,3,4
Ipomoea horsfalliae (Convolvulaceae) Kuhio vine	20	5	med; vine; 8 ft	fast; med	good	sens	no	red Su not frag.	med;	none sp	no rubbish; low maint.	low-med	1,2,3,4
Nototrichium sandwicense (Amaranthaceae) kului NATIVE (ENDEMIC)	8	8	med; round; 4 ft	med; poor	good	sens	no	silver SpWn not frag.	dry-med;	none nondecid.	no rubbish; low maint.	low-med	2,3,4

TABLE 7-1: SOUND/WIND/VISUAL BARRIERS

Water requirements: Categories in parentheses are too dry for plant natural survival. Additional water is required to satisfy plant needs. **Zones:** Numbers in parentheses need site modification for good plant growth. **HPWRA designations:** *=EVALUATE). **Endangered** species are denoted with ***.

Genus species (Family) Common name(s)	Expected mature height (ft)	Expected mature spread (ft)	Crown density; Growth habit Spacing (ft)	Growth rate; Shade tol.	Wind tol.	Salt tol.	Intrusive roots	Flower color; Time of flwr Fragrance	Water requirements; Poisonous	Fruit or nuts; Deciduous	Rubbish; Maintenance	Elevation	Planting zone(s)
<i>Brunfelsia americana</i> (Solanaceae) lady of the night	10	5	med; upright: round; 3 ft	med; poor	med	sens	no	green FaWn fragrant	dry-med; yes	none nondecid.	no rubbish; low maint.	low-med	1,3,4
<i>Calliandra haematocephala</i> (Fabaceae) lehua haole	8	10	dense; round; 6 ft	fast; poor	good	mod	no	red, pink, white FaWn not frag.	(dry) med- wet;	none nondecid.	no rubbish; low maint.	low-med- high	1,2,(3),4
<i>Gossypium tomentosum</i> (Malvaceae) mao, Hawaiian cotton NATIVE (ENDEMIC)	5	8	dense; spreading; 3 ft	med; poor	good	sens	no	yellow SpWn not frag.	dry-med;	none nondecid.	no rubbish; low maint.	low-med	3,5
<i>Polyalthia longifolia</i> (Annonaceae) mast tree	35	8	dense; upright; 6 ft	fast; poor	good	mod	no	inconspic. Su not frag.	dry-med;	none nondecid.	no rubbish; low maint.	low-med	3,4
<i>Otatea acuminata</i> (Poaceae) Mexican weeping bamboo	20	20	dense; upright: clump; 10 ft	fast; med	med	sens	no	n/a not frag.	(dry) med- wet;	none nondecid.	mod (lvs); med maint.	low-med	1,(3),4, (5)
<i>Murraya paniculata</i> * (Rutaceae) mock orange	20	5	dense; upright: round; 2 ft	slow; med	good	mod	no	white SpSuFaWn fragrant	dry-med-wet;	fruit/nuts nondecid.	no rubbish; low maint.	low-med	1,2,3,4, (5)
<i>Dracaena marginata</i> (Liliaceae) money tree	15	5	open; upright: round; 4 ft	slow; med	med	mod	no	n/a not frag.	dry-med;	none nondecid.	no rubbish; low maint.	low-high	1,2,3,4, (5)
<i>Myoporium sandwicense</i> (Myoporaceae) naio NATIVE	10	10	med; round; 10 ft	med; poor	good	tol	no	white SpSuWn not frag.	dry-med;	none nondecid.	no rubbish; low maint.	low-high	2,3,4,5

TABLE 7-1: SOUND/WIND/VISUAL BARRIERS

Water requirements: Categories in parentheses are too dry for plant natural survival. Additional water is required to satisfy plant needs. **Zones:** Numbers in parentheses need site modification for good plant growth. **HPWRA designations:** *=EVALUATE). **Endangered** species are denoted with ***.

Genus species (Family) Common name(s)	Expected mature height (ft)	Expected mature spread (ft)	Crown density; Growth habit Spacing (ft)	Growth rate; Shade tol.	Wind tol.	Salt tol.	Intrusive roots	Flower color; Time of flwr Fragrance	Water requirements; Poisonous	Fruit or nuts; Deciduous	Rubbish; Maintenance	Elevation	Planting zone(s)
Carissa macrocarpa (Apocynaceae) natal plum	10	5	med; upright; round; 2 ft	med; med	good	tol	no	white SpSuFaWn fragrant	dry-med-wet;	fruit/nuts nondecid.	no rubbish; low maint.	low-med	1,3,4,5
Scaevola chamissoniana (Goodeniaceae) naupaka kuahwi NATIVE (ENDEMIC)	8	8	med; round; 3 ft	med; med	med	sens	no	white SpSuWn not frag.	med-wet;	fruit/nuts nondecid.	no rubbish; med maint.	med	1,2,4
Scaevola sericea (Goodeniaceae) naupaka kahakai, beach naupaka NATIVE	6	8	dense; spreading; 3 ft	fast; poor	good	tol	no	white SpSuWn not frag.	(dry) med;	fruit/nuts nondecid.	no rubbish; low maint.	low	(3),4,5
Schizostachyum glaucifolium (Poaceae) ohe, Hawaiian bamboo POLYN. INTRO	30	20	dense; upright; 10 ft	fast; good	poor	sens	no	n/a not frag.	(dry) med- wet;	none nondecid.	mod (lvs); med maint.	low	1,(3),4, (5)
Nerium oleander (Apocynaceae) oleander	20	15	dense; round; 3 ft	fast; med	good	tol	no	red, pink, white SpSuFaWn fragrant	dry-med-wet; yes	none nondecid.	no rubbish; low maint.	low-med	1,2,3,4,5
Polyscias guilfoylei (Araliaceae) panax	20	4	dense; upright; 2 ft	fast; poor	good	tol	no	inconspic. not frag.	(dry) med- wet;	none nondecid.	mod (lvs); low maint.	low-med	1,2,(3), 4,5
Polyscias fructicosa (Araliaceae) parsley panax	10	4	dense; upright; 2 ft	slow; poor	good	tol	no	inconspic. not frag.	(dry) med- wet;	none nondecid.	no rubbish; low maint.	low-med	1,2,(3), 4,5
Pittosporum tobira* (Pittosporaceae) pittosporum	15	10	dense; upright; round; 3 ft	fast; good	good	tol	no	white Su fragrant	dry-med-wet;	none nondecid.	no rubbish; low maint.	low-med	1,2,3,4,5

TABLE 7-1: SOUND/WIND/VISUAL BARRIERS

Water requirements: Categories in parentheses are too dry for plant natural survival. Additional water is required to satisfy plant needs. **Zones:** Numbers in parentheses need site modification for good plant growth. **HPWRA designations:** *=EVALUATE). **Endangered** species are denoted with ***.

Genus species (Family) Common name(s)	Expected mature height (ft)	Expected mature spread (ft)	Crown density; Growth habit Spacing (ft)	Growth rate; Shade tol.	Wind tol.	Salt tol.	Intrusive roots	Flower color; Time of flwr Fragrance	Water requirements; Poisonous	Fruit or nuts; Deciduous	Rubbish; Maintenance	Elevation	Planting zone(s)
Plumbago auriculata (Plumbaginaceae) plumbago	6	6	dense; upright; round; 2.5 ft	fast; poor	good	mod	no	blue, white SpSuFaWn not frag.	(dry) med;	none nondecid.	no rubbish; med maint.	low-med	1,2,(3), 4,(5)
Afrocarpus falcatus (Podocarpaceae) podocarpus, African fern pine	30	20	dense; upright; round; 10 ft	slow; good	good	mod	no	inconspic. not frag.	(dry) med- wet;	none nondecid.	no rubbish; low maint.	low-med- high	1,2,(3),4
Vitex rotundifolia (Verbenaceae) pohinahina, beach vitex NATIVE	3	4	med; spreading; 2 ft	fast; poor	good	tol	no	purple SpSuWn not frag.	(dry) med;	none nondecid.	no rubbish; low maint.	low	(3),5
Hibiscus kokio subsp.saintjohnianus (Malvaceae) pualoalo, kokio ulaula NATIVE (ENDEMIC)	10-12	5	open; upright; 3 ft	fast; med	med	sens	no	orange SpSuFa not frag.	(dry) med- wet;	none nondecid.	no rubbish; low maint.	low-med	1,(3),4, (5)
Galphimia gracilis (Malpighiaceae) rain of gold	5	3	med; upright; 2 ft	med; poor	good	sens	no	yellow SpSuFaWn not frag.	(dry) med;	none nondecid.	no rubbish; low maint.	low-med	1,2,(3),4
Alpinia purpurata* (Zingiberaceae) red ginger	5	5	open; upright; 3 ft	med; med	good	sens	no	red SpSuFaWn not frag.	(dry) med- wet;	none nondecid.	no rubbish; low maint.	low-med	1,2,(3),4
Ixora coccinea* (Rubiaceae) red ixora	10	6	med; upright; 2.5 ft	med; poor	med	mod	no	red, yellow, pink SpSuFaWn not frag.	(dry) med- wet;	none nondecid.	no rubbish; low maint.	low-med	1,2,3,4, (5)
Rondeletia odorata (Rubiaceae) rondeletia	6	5	dense; upright; round; 3 ft	fast; poor	good	sens	no	yellow/ orange SpSuFaWn not frag.	dry-med;	none nondecid.	no rubbish; low maint.	low-med	1,2,3,4, (5)

TABLE 7-1: SOUND/WIND/VISUAL BARRIERS

Water requirements: Categories in parentheses are too dry for plant natural survival. Additional water is required to satisfy plant needs. **Zones:** Numbers in parentheses need site modification for good plant growth. **HPWRA designations:** *=EVALUATE). **Endangered** species are denoted with ***.

Genus species (Family) Common name(s)	Expected mature height (ft)	Expected mature spread (ft)	Crown density; Growth habit Spacing (ft)	Growth rate; Shade tol.	Wind tol.	Salt tol.	Intrusive roots	Flower color; Time of flwr Fragrance	Water requirements; Poisonous	Fruit or nuts; Deciduous	Rubbish; Maintenance	Elevation	Planting zone(s)
Hibiscus syriacus* (Malvaceae) rose of sharon	10	5	med; upright; round; 3 ft	slow; poor	good	sens	no	white, rose, pink, lavender SpSuFaWn not frag.	(dry) med- wet;	none nondecid.	no rubbish; low maint.	low-med- high	1,2,(3), 4,5
Coccoloba uvifera (Polygonaceae) sea grape	20	20	dense; round; 4 ft	med; med	good	tol	no	white Sp fragrant	dry-med;	fruit/nuts nondecid.	low (lvs;fruit); low maint.	low	1,3,4,5
Breynia disticha (Euphorbiaceae) snowbush	10	3	dense; upright; round; 2 ft	med; poor	good	sens	no	inconspic. not frag.	(dry) med- wet;	none nondecid.	no rubbish; low maint.	low-med	1,2,(3),4
Crinum asiaticum (Liliaceae) spider lily	4	4	open; upright; 4 ft	med; med	good	tol	no	white, maroon SpSuFaWn not frag.	dry-med-wet;	none nondecid.	no rubbish; low maint.	low-med	1,2,(3), 4,5
Gardenia taitensis (Rubiaceae) tiare, Tahitian gardenia	15	15	med; round; 5 ft	med; med	med	sens	no	white SpSuFaWn fragrant	(dry) med- wet;	none nondecid.	no rubbish; low maint.	low	1,(3),4
Erythrina variegata 'Tropic Coral' (Fabaceae) tropic coral	30	8	dense; upright; 3 ft	fast; poor	good	sens	no	orange Wn not frag.	(dry) med;	none nondecid.	mod (lvs); low maint.	low	1,(3),4
Malvaviscus penduliflorus (Malvaceae) turk's cap	10	5	dense; upright; spreading; 2 ft	med; poor	good	mod	no	red, pink, white SpSuFaWn not frag.	(dry) med;	none nondecid.	no rubbish; low maint.	low-med	1,2,(3), 4,(5)
Osteomeles anthyllifolia (Rosaceae) ulei NATIVE	4	6	dense; spreading; 3 ft	med; poor	good	mod	no	white SpSuWn fragrant	dry-med;	fruit/nuts nondecid.	no rubbish; low maint.	low-high	2,3,4

TABLE 7-1: SOUND/WIND/VISUAL BARRIERS

Water requirements: Categories in parentheses are too dry for plant natural survival. Additional water is required to satisfy plant needs. **Zones:** Numbers in parentheses need site modification for good plant growth. **HPWRA designations:** *=EVALUATE). **Endangered** species are denoted with ***.

Genus species (Family) Common name(s)	Expected mature height (ft)	Expected mature spread (ft)	Crown density; Growth habit Spacing (ft)	Growth rate; Shade tol.	Wind tol.	Salt tol.	Intrusive roots	Flower color; Time of flwr Fragrance	Water requirements; Poisonous	Fruit or nuts; Deciduous	Rubbish; Maintenance	Elevation	Planting zone(s)
Talipariti tiliaceum f. variegata (Malvaceae) variegated hau	18	10	dense; spreading; 5 ft	fast; med	good	tol	yes	yellow SpSuWn not frag.	(dry) med- wet;	none nondecid.	high (lvs, flws); high maint.	low	1,(3),(5)
Pandanus tectorius 'Baptistii' (Pandanaeae) variegated pandanus	25	20	dense; upright; 7 ft	med; med	good	tol	no	white SpSuFaWn not frag.	(dry) med- wet;	none nondecid.	high (lvs); high maint.	low-med	1,2,(3), 4,5
Broussonetia papyrifera (Moraceae) wauke POLYN. INTRO	8	6	med; upright; 2 ft	fast; poor	good	sens	yes	inconspec. not frag.	(dry) med;	none nondecid.	no rubbish; low maint.	low	(3),4
Jasminum humile 'Mesnyi' (Oleaceae) yellow jasmine	10	5	dense; round; 3 ft	med; good	good	sens	no	yellow SpSu fragrant	med-wet;	none nondecid.	no rubbish; low maint.	med-high	2,4
Brunfelsia australis (Solanaceae) yesterday, today, and tomorrow	12	8	dense; upright; round; 4 ft	med; good	med	sens	no	purple, white SpWn fragrant	med-wet;	none nondecid.	no rubbish; low maint.	low-high	1,2,(3),4

CHAPTER 8. TURFGRASS AND GROUND COVERS: TYPES, PLANTING, AND CARE

8.1 TURFGRASS AND GROUND COVER GENERAL INFORMATION

- 8.101 Well established and maintained turfgrass and ground cover contribute to the esthetics of an area, protect it from soil erosion, and provide dust control. To achieve such results, the following should be considered:
- 8.101-A Good soil preparation and grading.
 - 8.101-B Selection of appropriate plant materials for the area.
 - 8.101-C Good maintenance - proper fertilizing, mowing, trimming back, watering, and controlling weeds, diseases, and insects.
- 8.102 The decision to use ground cover rather than turfgrass in residential roadside planting strips needs to consider that the former may not permit foot traffic.
- 8.103 Site Preparation Measures
- 8.103-A If possible, move 6 inches of top soil to one side until construction and subsoil grading operations are completed. This top soil will be returned prior to planting. Do not mix poor soils that may be “trucked in” or sub soils accumulated when installing a septic system or doing other on-site diggings, with this top soil that will be used for planting turfgrass and ground covers.
 - 8.103-B If additional soil is brought in for planting, it should be similar to what is onsite. Mix it with the existing top soil to a depth of 12 inches to avoid “layering” and the water movement problems it produces. Do not introduce rocky fill material to serve as top soil for planting.
 - 8.103-C Remove debris, branches, rocks, construction materials, etc., prior to planting.
 - 8.103-D A test of on-site soil, with backfill material mixed in if used, should be conducted to determine nutrient, pH, and salinity levels for making appropriate adjustments prior to planting.

8.2 PREPARING THE SOIL FOR TURFGRASS AND GROUND COVER PLANTING

8.201 Soil preparation prior to planting.

- 8.201-A All types of grass and ground cover planting methods require the same bed preparation.
- 8.201-B After moving six inches of top soil to one side, loosen the subsoil so that it can be worked. It is recommended that the soil be at field capacity moisture (two days after irrigation) rather than at saturation point (all pores filled with moisture). Saturated and very dry soil will be difficult to work and may form large clumps.
- 8.201-C Slope the subsoil away from buildings if possible. A 25% grade will be adequate for good drainage.
- 8.201-D Based on a soil analysis and fertilizer recommendations, a phosphate fertilizer (such as 10-30-10) and any required lime products should be incorporated into the top six inches of subsoil and mixed in thoroughly prior to planting. (see 8.202-A below.)
- 8.201-E In addition, organic matter should be added as well. This is especially true for sandy and heavy clay soils where 25%-33% organic matter by volume would make an ideal soil mixture and 10%-15% organic matter would be considered minimal. For loam soils a 5%-10% addition of organic matter by volume is sufficient.
- 8.201-F Uniformly spread the six inches of topsoil you saved (see 8.103-A.) or brought in, over the subsoil and grade. If topsoil needs to be purchased, be sure that it is free of rocks, toxic salts and chemicals, debris, and undesirable plants and seeds. The other half of the phosphate fertilizer and lime products, and additional organic matter, should be added and mixed into the topsoil at planting.

8.202 Fertilizer Incorporation.

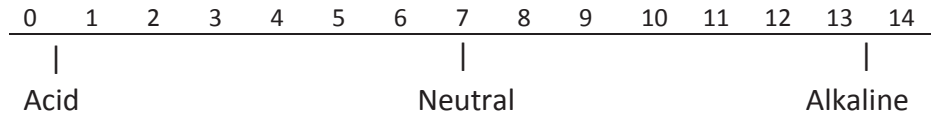
- 8.202-A A fertilizer that has a combination of nitrogen, phosphorus, potassium, and some trace elements, is incorporated into the soil, usually at 2 lbs. nitrogen per thousand square feet of surface, six inches deep. Typically, a fertilizer such as 10-30-10 with trace elements is used. A soil test should be conducted therefore the fertilizer percentages may change but the calculation method remains the same. The amount to be applied can be determined as follows:

Example Problem: *The hypothetical fertilizer has an analysis of 10-30-10 (10% N, 30% P₂O₅, 10% K₂O). It is to be applied to an area of 650 sq. ft. at the rate of 2 lb. nitrogen per thousand square feet.*

$$\frac{2 \text{ lbs. N} \times 650 \text{ sq. ft.}}{1000 \text{ ft.} \times 0.10 \text{ N}} = 13 \text{ pounds of fertilizer to be incorporated in the top 6" of soil and another 13 pounds to the lower 6" of soil in the 650 sq. ft. area.}$$

8.203 Understanding Soil pH

8.203-A 10.203-A Soil pH Scale.



- Every number is 10 times more acid or more alkaline than number 7 (a neutral pH). For example, 6 is ten times more acidic than 7 and 5 is 10 times more acidic than 6. Thus, 5 is 10 x 10, or 100 times, more acidic than 7. Four is 10 x 10 x 10, or 1000 times, more acidic than 7. The same goes for numbers above 7: 8 is 10 times more alkaline than 7 and 9 is 10 x 10, or 100 times, more alkaline than 7, etc.
- Turfgrass and ground covers prefer a soil pH in the range of 6.3 to 6.8 because various plant nutrients become less available for root uptake above and below this pH range. However, as Table 8-1 indicates, they tolerate pHs a little above and below this preferred range. For pHs above 7.0, iron, manganese, boron, copper, and zinc are limited in availability. For pHs below 6.3, phosphorous, magnesium, and molybdenum are limited. Correcting soil pH before planting is advantageous.
- Consult a professional for advice and recommendations for ways to correct soil pH to promote good plant growth.

8.204 Chemical Use

8.204-A If pesticides are applied, all label directions must be adhered to. Pesticides and herbicides should be used as a last resort for benefit of the environment. Consult a professional.

8.205 Weed Control

8.205-A Until good turfgrass/ground cover coverage is achieved, hand pulling, pre-emergent herbicides, mulches, mechanical barriers, or some other means of controlling weeds is recommended. Weeds compete with desired plants for water, fertilizer, and light.

8.3 TURFGRASS PLANTING

8.301 Turfgrass selection consideration:

- 8.301-A Select high quality planting material that is free of weeds, insects, and diseases.
- 8.301-B Select turfgrass types that are adapted to anticipated traffic, soil, salinity, rainfall, elevation, shade, and other conditions of the area.
- 8.301-C Select the type of turfgrass that available time and resources will provide the required maintenance.
- 8.301-D Some of the warm season grasses will turn yellow, thin out, and grow more slowly during the cold months at higher elevations.
 - Kikuyugrass is an exception; it thrives when it is cooler.
- 8.301-E Avoid planting grass stolons and seed under shade.
- 8.301-F Turfgrass “breeders” are constantly producing new types with improved characteristics. These may not be listed in Table 8-1: Turfgrass (beginning on page 147) but should be considered when making a selection.

8.302 Planting Turfgrass

- 8.302-A Seeding: Grasses for which seeds are available can be planted by hand or with a mechanical seeder. Divide the seeds in half, spreading half in one direction, and the other half crosswise to the first sowing. Cover the seeds by raking lightly or with organic matter or soil. Roll the seeded area with a light roller.
- 8.302-B Plugging is planting clumps of grass plants with intact roots and soil in preformed holes at given intervals, usually 1 foot apart. Closer intervals will result in quicker coverage.
- 8.302-C Sodding is good when a contractor has a 90 day maintenance contract after installation or immediate and complete coverage is required. The seedbed should be firmed with a roller. Sod should be cut with one inch of soil (a turfgrass producer international specification). Thickness will therefore vary depending on the mowing height. Lay the sod in the planting bed and tightly "butt-up" the strips with each other; alternate the end seams. To avoid tramping on sod and seedbed, use a board to kneel on. “Roll” the sod with a weighted roller to increase its soil contact, eliminate air pockets, and smooth out its surface. Clean topsoil may be used to fill-in seams and holes.

- 8.302-D Strip Sodding is planting sod in strips, end to end, with parallel strips spaced about one foot apart.
- 8.302-E Sprigging is planting individual plants, runners, or cuttings at spaced intervals. Sprigs or runners are obtained by tearing apart or shredding solid pieces of established grass. The spacing should be governed by how fast coverage is desired and the amount of planting material available.
- 8.302-F Stolonizing is evenly spreading shredded stolons (turfgrass clippings with short stems) over an area followed by top dressing, and rolling.
- 8.302-G Hydromulching is a method of applying propagation material by spraying a mixture of water, wood fiber mulch, and seeds, sprigs, or stolons onto a planting area. Specialized equipment is required. Hydromulching provides the additional benefits of holding planting material in place and enhancing moisture retention. Avoid introducing seeds of invasive species when hydromulching.

8.4 TURFGRASS MAINTENANCE

8.401 Fertilizing post plant.

- 8.401-A Slow release fertilizers should be used in post plant grass care because losses due to leaching are minimized and longer intervals between applications are possible. Apply fertilizers with a ratio of major nutrients of 4:1:2 or 3:1:2. Avoid picking up the fertilizer granules with the mower’s grass catcher.
- 8.401-B Using a hypothetical fertilizer of 28:7:14 on El Toro Zoysia grass growing in an area of 650 sq. ft. and at 0.5 lb. N per 1000sq. ft. per month (as found in Table 8-1: Turfgrass on page 147). The amount of fertilizer to apply can be determined as follows:

$$\frac{0.5 \text{ lb. N} \times 650 \text{ sq. ft.}}{1000 \text{ sq. ft.} \times 0.28 \text{ N}} = 1.16 \text{ or } 1.2 \text{ pounds of this fertilizer per month}$$

- 8.401-C In general, you need to determine the nitrogen requirement of your grass from Table 8-1: Turfgrass in this chapter. Then determine how much fertilizer needs to be applied to provide this amount of nitrogen according to the calculation in the above paragraph or from the fertilizer bag's directions.

- 8.401-D Besides nitrogen (nitrate, ammonium, and urea), other important elements for greening grass are: Iron, Magnesium, Sulfur, and Manganese. Fertilizers with these additional nutrients are considered better than those without.
 - 8.401-E Do not apply fertilizers when grass leaves are wet. Water the turfgrass immediately after applying fertilizer to wash it off the leaves and prevent burning of the grass plant.
 - 8.401-F At some sites, kikuyugrass may not need to be fertilized once it is established. Water alone may be sufficient.
 - 8.401-G Be concerned about polluting the environment and ocean. Avoid water runoff from the land, especially when it contains fertilizers and chemicals used in landscape planting and maintenance.
- 8.402 Watering
- 8.402-A Newly planted turfgrass needs to be lightly watered at least three to four times a day for the first 10 days, two times a day for the next 14 days, and one time a day until matured growth is reached. When reaching maturity, watering every other day may be sufficient. On-site adjustments may be necessary.
 - 8.402-B The watering program for an established turfgrass will depend on soil texture and environmental conditions. Sandy soils will require more frequent watering while clay soils will require less. Apply water before the grass wilts (enough water to moisten the soil six (6) inches deep or more). Use a “cycle and soak” scheduling to avoid applying water faster than it infiltrates the soil’s surface to avoid water runoff. Avoid watering lightly and frequently because this will cause shallow rooting and promotes weed growth. The deeper the roots, the greater will be the grass’s resistance to drought.
 - 8.402-C Seasonal irrigation adjustments will also be needed: more applied during the summer months and less during the winter months.
 - 8.402-D For water conservation, automatic irrigation systems must be governed by a rain shut off valve. The irrigation industry has controllers with soil moisture sensors and evapotranspiration (ET) stations to make for more conservative applications of water. These and other systems designed for conserving water are recommended because water is a limited commodity. See Chapter 10, “Irrigation and Water Conservation; Drought Tolerant Plants” for some water conservation recommendations.

- 8.402-E Subsurface watering may be appropriate for irrigating turfgrass. When used, fertilizer injection into the irrigation system may be appropriate because wetting fertilizers applied to the soil's surface will be difficult. Use irrigation materials designed for subsurface use, consider repair and root issues.
- 8.402-F Irrigation with saline water must be on long enough to move the layer of accumulated salt below the root zone. The soil must not be permitted to dry out. If soil dries, the lower salts will rise up and may reach the root zone and increase its salinity. A soil's salinity (electrical conductivity, E.C.) can be 2-10 times the water's E.C. with shallow watering and inadequate leaching.
- 8.402-G Turfgrass will do better without salts. If a soil's electrical conductivity is greater than 3.0, it will hinder the growth of most grasses. Irrigation water should preferably have an EC of less than 1.5. Matured grasses are more tolerant of salts. Seashore paspalum, *Paspalum vaginatum*, is tolerant of being temporarily covered with sea water.
- 8.402-H When irrigating with recycled R-1 water, it should be tested for pH, electrical conductivity, and mineral content to make adjustments in plant types selected, soil amendments, depth of wetting, and fertilizers used.
- 8.403 Mowing
- 8.403-A Mowing height will depend on the type of turfgrass grown and its intended use. In general, higher cuts will reduce weed seed germination. Mowers should be sharp enough to cut the grass cleanly without bruising or tearing the leaves. Reel mowers give a better quality cut than rotary mowers but may not be practical except for highly manicured turfgrass. Flail mowers are safer to use in parks and along roadsides.
- 8.404 Renovating Turfgrass
- 8.404-A Grass may decline after establishment. Determine the cause(s) for decline and implement corrective measures. At times poor drainage due to the nature of the soil itself may be causing the decline in turfgrass health. In that case, follow suggestions made in "Preparing the Soil for Turfgrass and Ground Cover Planting". Drain pipes can be installed to carry excessive water away.
- 8.404-B Faults such as poor plant nutrition, low soil pH, improper or inadequate irrigation, soil compaction, weeds, excessive shading from trees, and general neglect can usually be corrected during renovation.

8.404-C Steps in lawn renovation:

- For the elimination of weeds and undesirable grasses: Mow closely and remove clippings and debris. Water and fertilize the area. When the grass and weeds are growing better, apply selective herbicides to eliminate the weeds. Consult a professional for advice.
- For compact soils: Aerate or loosen surface soil by using an aerator. A grid system (e.g. grasscrete, geotec, or equivalent) filled with soil and planted with grass will tolerate vehicular and foot traffic.
- For nutrient and pH problems: Apply fertilizer and lime products in accordance with soil test recommendations.
- Replant turfgrass in areas where it is poorly established. Provide walkways where foot traffic limits growing turfgrass.

8.405 Turfgrass Problems

8.405-A Weeds

- Pulling, mowing prior to weed seeding, and growing a strong healthy competitive grass will provide some weed control. Stressed grass is not able to compete with weeds.
- Barren soil invites weeds.
- Even with a good turfgrass management program, weeds may become established and some means of control may be required. If herbicides are used, follow directions and precautions listed on the container label. For assistance call the chemical companies or contact the local dealers, garden shops, or the Cooperative Extension Service.

8.405-B Diseases

- Certain environmental and turfgrass conditions need to be present before plant diseases are established. Poor turfgrass management due to inadequate soil aeration or drainage, over watering, over fertilizing, excessive shading, excessive thatch, and incorrect mowing practices may cause the grass to become more prone to disease organisms. Environmental conditions such as excessive rain, warm temperature, and high humidity can also cause disease problems. Diseases are more of a problem in highly manicured grasses rich in nitrogen and moisture.
- If disease is a problem, consult a professional.

8.405-C Insects

- There are many kinds of insects and insect-like pests that damage turfgrass. Some of these are turfgrass caterpillars, Hunting Billbugs, Rhodesgrass Mealy Bugs, mites, and aphids. The organic material Dipel, *Bacillus thuringiensis*, is effective against caterpillars when applied according to the label. Birds also control caterpillars effectively. Other insecticides are available and if used label directions and precautions should be followed.

8.5 TURFGRASS TABLE CHARACTERISTICS DEFINED

8.501 Turfgrass characteristics that appear in Table 8-1: Turfgrass are defined below.

8.501-A Color: Shades of green, as listed in Turfgrass Table.

8.501-B Disease Susceptibility: These diseases are listed by number in the Turfgrass Table. The grasses are particularly sensitive to these diseases when specific environmental and cultural conditions exist. Other diseases could affect the grass plant as well. If this should occur, consult a professional.

- 0 - not susceptible to any serious disease
- 1 – Helminthosporium like diseases, fungal diseases.
- 2 - rust, a fungal disease
- 3 - gray leaf spot, a fungal disease
- 4 - Rhizoctonia, a fungal disease (more common in poorly drained soils)
- 5 - Pythium, a fungal disease (more common in poorly drained soils)

8.501-C Drought Tolerance: The ability to survive or recover after periods without water. Grasses with underground stems (rhizomes) are more drought tolerant.

- Poor
- Good
- Excellent

8.501-D Insect Susceptibility: These insects are listed by number in the Turfgrass Table. The list is limited to major problems only. If necessary consult a professional.

- 0 - insect pests of minor significance
- 1 - lawn armyworm
- 2 - sod webworm
- 3 - hunting billbug
- 4 - black cutworm - usually a minor pest.
- 5 - yellow sugarcane aphid
- 6 - firey skipper
- 7 - bermudagrass mite
- 8 – southern chinch bug
- 9 - rhodesgrass mealy bug

8.501-E Leaf Stiffness: Indicates relative softness of leaf blades.

- Soft
- Medium
- Stiff

8.501-F Leaf Texture: Indicates relative width of leaf.

- Fine: < 2 mm wide
- Medium: 2-3 mm wide
- Coarse: > 3 mm wide

8.501-G Maintenance: Grasses differ greatly in their maintenance requirements (including fertilizer needs, susceptibility to pests, mowing frequency, irrigation requirements, and thatch control). As a general rule fine textured grasses require a higher level of maintenance. The level of maintenance of the grass should be one of the first considerations in selection of a turfgrass for a given area.

- High – require high maintenance; generally fine textured grasses.
- Medium – require less maintenance.
- Low – require even less maintenance; generally coarse textured grasses mowed higher.

- 8.501-H Mower Height/Frequency: The recommendations made will provide optimum growth and aesthetics.
- Height of mowing: as listed in Table 8-1: Turfgrass.
 - Frequency is as follows:
 - Frequent – once a week is best.
 - Intermediate – once every two or three weeks may be all right.
 - Minimal – mowing intervals greater than three weeks may be all right.
- 8.501-I Nitrogen Requirement: These recommendations are for optimum growth of turfgrass. Environmental factors, such as temperature and sunlight, may alter these rates. Use rates shown as a guideline only.
- 8.501-J Planting Method: Grass is propagated either by seed or vegetative pieces. Some grasses are propagated only by vegetative means because they are hybrids and/or sterile and produce no seeds.
- Plugs: The amount of material needed for planting plugs will depend on the distance between plugs and the size of the plug.
 - Sprigs and Stolons: The amount of material needed for planting sprigs and stolons will depend on the turfgrass density desired for competition with weeds and the selected species' rate of growth.
 - Seed: The pounds of seed per 1,000 sq. ft. of soil surface are shown in Table 8-1: Turfgrass.
- 8.501-K Planting Rate: Suggested planting rates are shown in the Table 8-1: Turfgrass. One bushel equals eight gallons by volume.
- 8.501-L Salt Tolerance: Indicates the ability to be grown in salty soil, to be irrigated with saline water, or to be exposed to ocean sprays.
- Sensitive - not recommended for salty areas.
 - Moderate - will do all right in salty areas. Some loss in vigor or salt damage may occur.
 - Tolerant - tolerant of salt sprays.
- 8.501-M Seed Head Development: Indicates the abundance of seed heads produced by the turfgrass. These tend to be unsightly and it is usually a problem in the summertime.
- Minimal - negligible amount of heads.
 - Medium - sometimes a problem; usually in low numbers.
 - High - more frequently a problem and numerous.

- 8.501-N Shade Tolerance: This characteristic is the ability to grow in varying degrees of shade. Grasses will do better when grown in full sunlight. Shading a sun loving grass produces poor growth and weediness.
- Poor
 - Fair
 - Good
 - Excellent
- 8.501-O Shoot Density: Indicates the number of plants per square inch.
- Low - few plants per square inch.
 - Medium
 - High - many plants per square inch. Lower mowing height possible.
- 8.501-P Soil pH: The listed pH represents the range of acidity that turfgrass prefers (see page 135 for general discussion of pH).
- 8.501-Q Thatching: Thatch is a layer of dead and living stems, leaves, and roots between the growing turfgrass and soil surface. It can cause disease problems and slow growth due to the accumulation of grass roots in the thatch and related grass plant stresses. Dethatching is recommended for those grasses prone to thatch build-up. The following indicates relative rates at which turfgrass tends to produce thatch. An annual dethatching is recommended for those grasses prone to thatch build up.
- Low
 - Medium
 - High
- 8.501-R Water Requirement: Water required for optimum growth. Temperature, wind, rainfall, cloud cover, soil type, etc., will vary requirements throughout the year.
- Low - approximately 1" per week
 - Medium - in between low and high
 - High - approximately 2.5" per week

8.501-S Wear Resistance/Wear Recovery:

- Wear resistance is the ability to withstand traffic and other abuse without sustaining excessive damage.
 - Poor
 - Fair
 - Good
 - Very good
- Wear recovery is the rate at which turfgrass will grow back after damage has occurred. Grasses with underground stems (rhizomes) recover faster. As an exception, even though Zoysia grasses have rhizomes, most are listed as being slow to recover from damage because of their slow growth.
 - Slow
 - Medium
 - Rapid

8.501-T Zones: See Chapter 1 for the Maui County maps with planting zones starting on page 11.

TABLE 8-1: TURFGRASS

TABLE 8-1: TURFGRASS

1 bushel = 8 gallons by volume

Common name(s)	Leaf color; Leaf texture	Shoot density; Shade tolerance	Seed head dev; Leaf stiffness	Wear resistance; Recovery	Water Soil pH; Drought tolerance	Salt tol.: Insect susceptibility	Thatching; Disease susceptibility	Mowing height (inches); Frequency; Maintenance	Seeds (lbs/1000sqft); Sprigs (bu/1000sqft)	Plugs (sq yds/ 1000sqft); Stolons (bu/1000 sqft)	Nitrogen (lbs. per 1000sqft per mo.); Planting zone
Pennisetum clandestinum 'AZ-1' (Poaceae) AZ-1 Kikuyugrass	green medium	med fair	minimal medium	very good rapid	med 5.5-7.5 excellent	mod 2,5	High 2	0.3-0.5 frequent high	0.5-1 10-20	5-10 5-10	0.3-0.5 1,2,3,4,5
Cynodon dactylon (Poaceae) Bermudagrass, manienie	gray/green medium	med poor	high medium	very good rapid	low 5.5-7.5 excellent	mod 1,2,4,6,7	High 1,4,5	0.25-1.0 intermediate med	1-2 1-2	8-10 5-10	1.0 1,2,3,4,5
Cynodon dactylon 'Black Jack' (Poaceae) Black Jack Bermudagrass	dark green fine	high good	high soft	very good rapid	low 5.5-7.5 excellent	mod 1,2,4,6,7	High 1,4,5	0.25-1.0 intermediate med	1-2 1-2	8-10 5-10	1.0 1,2,3,4,5
Eremochloa ophiuroides (Poaceae) centipedegrass	medium green coarse	med fair	minimal medium	poor med	med 4.5-5.5 poor	sens 0	Medium	1.0-2.0 minimal low	4-6 4-5	5-10 5-10	0.3-0.5 1,2,3,4
Zoysia japonica 'El Toro' (Poaceae) El Toro zoysiagrass	deep green coarse	high good	minimal stiff	very good med	low 5.8-8.0 excellent	mod 3,9	Low 4	0.5-1.0 frequent med	0.0 2-4	5-10 5-10	0.5 1,2,3,4,5
Zoysia japonica x Z. tenuifolia 'Emerald' (Poaceae) Emerald zoysiagrass	deep green medium	high good	minimal stiff	very good slow	low 5.8-8.0 excellent	mod 3	Medium-high 2,4	0.5-1.0 frequent med	0.0 2-4	5-10 5-10	1.0 1,2,3,4,5
Paspalum conjugatum (Poaceae) Hilograss	light green coarse	low good	minimal soft	poor slow	wet 4.5-5.5 poor	sens 0	Low 0	1.0-1.5 frequent low	0.0 4-5	5-10 5-10	0.3-0.5 1,4
Zoysia matrella (Poaceae) Manilagrass	deep green medium	high good	minimal stiff	very good slow	low 5.8-8.0	sens 3	Medium-high 2,4	0.5-1.0 frequent	0.0 2-4	5-10 5-10	0.33-1.0 1,2,3,4,5
Zoysia tenuifolia (Poaceae) Mascarenegrass, Japanese templegrass	deep green medium	high good	minimal stiff	very good slow	low 5.8-8.0 excellent	mod 3	Medium-high 2,4	0.5-1.0 frequent med	0.0 2-4	5-10 5-10	0.33 1,2,3,4,5
Zoysia japonica 'Meyer' (Poaceae) Meyer zoysiagrass	deep green medium	high good	minimal stiff	very good slow	low 5.8-8.0 excellent	mod 3	Medium-high 2,4	0.5-1.0 frequent med	0.0 2-4	5-10 5-10	0.5 1,2,3,4,5
Paspalum vaginatum 'Sea Spray' (Poaceae) Sea Spray seashore paspalum	dark green medium	high fair	medium soft	good rapid	med 4.5-9.0 excellent	tol 1,2,4,6	High 1	0.5-1.5 frequent med	1.0 1-2	8-10 5-10	0.25 1,2,3,4,5

TABLE 8-1: TURFGRASS

1 bushel = 8 gallons by volume

Common name(s)	Leaf color; Leaf texture	Shoot density; Shade tolerance	Seed head dev; Leaf stiffness	Wear resistance; Recovery	Water Soil pH; Drought tolerance	Salt tol.: Insect susceptibility	Thatching; Disease susceptibility	Mowing height (inches); Frequency; Maintenance	Seeds (lbs/1000sqft); Sprigs (bu/1000sqft)	Plugs (sq yds/ 1000sqft); Stolons (bu/1000 sqft)	Nitrogen (lbs. per 1000sqft per mo.); Planting zone
<i>Paspalum vaginatum</i> (Poaceae) seashore paspalum	light green medium	high fair	medium soft	good rapid	med 5.5-7.5 good	tol 1,2,4,6	High 1	0.5-2.0 frequent med	1.0 1-2	8-10 5-10	0.5-1.0 1,2,3,4,5
<i>Stenotaphrum secundatum</i> (Poaceae) St. Augustinegrass	blue green coarse	low excellent	minimal medium	fair medium	med 6.5-7.5 good	mod 8	High 3	1.5-2.5 frequent low	0.0 2-4	5-10 5-10	0.5-1 1,3,4,5
<i>Cynodon dactylon</i> X C. <i>transvaalensis</i> 'Tifdwarf' (Poaceae) Tifdwarf Bermudagrass	dark green fine	high poor	medium soft	very good rapid	med 5.5-7.5 excellent	mod 1,2,3,4,6	High 1,4,5	0.25-1.0 frequent high	0.0 1-2	8-10 5-10	1-2 1,2,3,4,5
<i>Cynodon dactylon</i> X C. <i>transvaalensis</i> 'Tifgreen' (Poaceae) Tifgreen Bermudagrass, Tifton 328	dark green fine	high poor	medium soft	very good rapid	med 5.5-7.5 excellent	mod 1,2,3,4,6	High 1,4,5	0.25-1.0 frequent high	0.0 1-2	5-10 5-10	1-2 1,2,3,4,5
<i>Cynodon dactylon</i> X C. <i>transvaalensis</i> 'Tifway' (Poaceae) Tifway Bermudagrass, tifton 419	dark green fine	high poor	medium soft	very good rapid	med 5.5-7.5 excellent	mod 1,3,4,6	High 1,4,5	0.25-1.0 frequent high	0.0 1-2	5-10 5-10	1.0 1,2,3,4,5
<i>Pennisetum clandestinum</i> 'Whittet' (Poaceae) Whittet Kikuyugrass	yellow green medium	med fair	minimal medium	very good rapid	med 5.5-7.5 excellent	mod 2,5	High 2	0.5-1.5 frequent high	1-2 10-20	5-10 5-10	0.3-0.5 1,2,3,4,5
<i>Zoysia japonica</i> x <i>Z. matrella</i> 'Z-3' (Poaceae) Z-3 zoysiagrass	medium green medium/fine	high good	minimal soft	very good slow	low 5.8-8.0 excellent	mod 3	Medium-high 2,4	0.5-1.0 frequent high	0.0 2-4	5-10 5-10	0.5 1,2,3,4,5

8.6 GROUND COVER PLANTING AND MAINTENANCE GUIDE

- 8.601 Ground covers play an important part in any planting scheme. They serve many purposes such as: weed control, prevent soil erosion, and provide dust control. They also protect soil from temperature extremes, are area fillers, and are plantings in hard-to-maintain areas like sloping, rocky, and shady sites. They complement landscape features.
- 8.602 The selection of ground cover plants will depend on: site climatic and soil conditions, plant moisture requirements, ultimate size, and maintenance requirements. Generally speaking most ground covers require minimal maintenance. This is not to say that they will require "no" maintenance.
- 8.603 Soil preparation is usually the same as for turfgrass. The soil should be loosened, organic matter incorporated, and a balanced fertilizer applied evenly. Refer to Sections 8.1 and 8.2 pages 133 - 135 in this chapter for details.
- 8.604 Irrigation is most crucial during establishment. Water is necessary to maintain plant vigor even after the plants have become established. For water conservation, automatic irrigation systems must be governed by a rain shut off valve. The irrigation industry has controllers with soil moisture sensors and evapotranspiration (ET) stations to make for more conservative applications of water. These and other systems designed for conserving water are recommended because water is a limited commodity. Established ground cover uses less water than turfgrass and can be irrigated by means of a drip system. See Chapter 10, "Irrigation and Water Conservation; Drought Tolerant Plants" for pipe irrigation system recommendations and plant suggestions. (Some of the above material is repeated for the convenience of the reader.)
- 8.605 A good fertilizer for the lawn can be used on a ground cover. Fertilizers with a ratio of about 3-1-2, applied after rooting is established, are recommended. Plants should be fertilized during the spring and fall as needed.
- 8.606 Some ground covers should be cut back or pruned once a year to encourage new growth and to prevent "leggyness".
- 8.607 Ground covers are not pest free. Mealy bugs, scales, white flies, and mites are their worst pests. Consult a professional for advice on pest control.
- 8.608 This list of ground covers is in no way complete. Developers and home owners wanting to use ground covers not listed here should request for approval in writing to the Maui County Arborist Committee.

8.609 Plant characteristics should be used as a guide when selecting a particular ground cover. Some of the following ground cover characteristic definitions are repeated for the convenience of the reader; others may be new. See the Chapter 1 topic, “Tree and Other Plant Characteristics Defined” on page 7 for more information.

- Propagation: How plants can be multiplied.
 - Division - separation of mother plant into smaller clumps.
 - Stolons - use of soil surface stems.
 - Layers - air or ground layering for stem rooting.
 - Cuttings - use of stem or root pieces.
 - Seeds - self-explanatory.
- Shade Tolerance:
 - Poor: Very low tolerance of shade.
 - Medium: Somewhat tolerant of shade
 - Good: Tolerant of shade.
 - High: Very tolerant of shade. However, will probably grow better with more light.
- Spacing: The center to center distance between plants.
- Water Requirements: Plants need the amount of rainfall indicated. When they are grown in areas providing less than their required rainfall, supplemental irrigation will be necessary. For plant species where this is possible, the designated water requirement is extended to a drier category and is indicated within parentheses, e.g., (dry) med-wet.
 - Dry: Less than 20 inches of rain per year. Plants will need more than 20 inches of rain per year until they become well established. Matured plantings with this characteristic will tolerate this low rainfall.
 - Medium: 20-40 inches of rain per year.
 - Wet: More than 40 inches of rain per year.

8.610 The following tables (Table 8-2 and Table 8-3) separate ground covers into two categories:

- Introduced Ground Covers – Post Captain Cook, and
- Native and Polynesian-Introduced Ground Covers.

8.611 Planting Zones: See Chapter 1 for the Maui County maps with planting zones beginning on page 11.

TABLE 8-2: INTRODUCED GROUND COVERS – POST CAPTAIN COOK

TABLE 8-2: INTRODUCED GROUND COVERS – POST CAPTAIN COOK

Water requirements: Categories in parentheses are too dry for plant natural survival. Additional water is required to satisfy plant needs. **Zones:** Numbers in parentheses need site modification for good plant growth. **HPWRA designations:** *=EVALUATE. **Endangered species** are denoted with ***.

Genus species (Family) Common name(s)	Expected mature height (ft)	Expected mature spread (ft)	Crown density; Growth habit; Spacing (ft)	Growth rate; Shade tol.	Wind tol.	Salt tol.	Foliage color; Propagation	Flower color; Time of flwr; Fragrant flwrs?	Water requirements; Poisonous	Fruit or nuts; Deciduous	Rubbish; Maintenance	Elevation	Planting zone(s)
Aglaonema commutatum (Araceae) aglaonema	2	1.5	med; upright; round; 1 ft	med; good	med	sens	green, gray/green; cuttings, div.	white SpSuFa	(dry) med- wet; poisonous	none nondecid.	no rubbish; low maint.	low-med	1,(3),4
Hibiscus calyphyllus (Malvaceae) aloalo	3	2	med; spreading; 1.5 ft	med; poor	good	mod	green; cuttings	yellow/red SpSuFaWn	(dry) med;	none nondecid.	no rubbish; low maint.	low-med	2,(3),4,5
Hippeastrum puniceum (Liliaceae) amaryllis	2	1	med; upright; 1 ft	fast; med	good	sens	green; division	orange SpSuFa	dry-med-wet;	none nondecid.	no rubbish; low maint.	low-med	1,3,4
Pilea microphylla* (Urticaceae) artillery plant	1	1	dense; upright; 1 ft	fast; good	med	sens	green; cuttings	white SpSuFaWn	(dry) med- wet;	none nondecid.	no rubbish; low maint.	low-med	1,2,(3),4
Peperomia obtusifolia (Piperaceae) baby rubber plant	1	1	med; upright; 1 ft	med; good	med	sens	dark green; cuttings	white Su	(dry) med;	none nondecid.	no rubbish; low maint.	low-med- high	2,(3),4
Evolvulus glomeratus subsp. grandiflorus (Convolvulaceae) blue daze	1	1	dense; upright; round; 0.5 ft	med; med	good	sens	green; cuttings, division	blue SpSuFaWn	(dry) med- wet;	none nondecid.	no rubbish; low maint.	low-med	1,2,(3),4
Trachelospermum jasminoides (Apocynaceae) Confederate Jasmine, maille haole	3	30	dense; vine; 2 ft	fast; med	good	mod	green; cuttings	white SpSu fragrant	(dry) med- wet;	none nondecid.	no rubbish; low maint.	low-med- high	1,2,(3), 4,(5)
Plectranthus australis (Lamiaceae) creeping Charlie, Swedish ivy	0.5	2	dense; spreading; 1 ft	med; good	poor	sens	light green; cuttings	blue/white Fa	wet;	none nondecid.	no rubbish; low maint.	med	1,4

TABLE 8-2: INTRODUCED GROUND COVERS – POST CAPTAIN COOK

Water requirements: Categories in parentheses are too dry for plant natural survival. Additional water is required to satisfy plant needs. **Zones:** Numbers in parentheses need site modification for good plant growth. **HPWRA designations:** *=EVALUATE. **Endangered species** are denoted with ***.

Genus species (Family) Common name(s)	Expected mature height (ft)	Expected mature spread (ft)	Crown density; Growth habit; Spacing (ft)	Growth rate; Shade tol.	Wind tol.	Salt tol.	Foliage color; Propagation	Flower color; Time of flwr; Fragrant flwrs?	Water requirements; Poisonous	Fruit or nuts; Deciduous	Rubbish; Maintenance	Elevation	Planting zone(s)
Hemerocallis aurantiaca (Liliaceae) daylily	1.5	1.5	dense; upright; 1 ft	med; poor	good	mod	green; seed, division	yellow, brown, orange SpSuFa	(dry) med- wet;	none nondecid.	no rubbish; low maint.	low-med	1,(3), 4,5
Cuphea hyssopifolia (Lythraceae) false heather, Mexican heather	1	1	dense; upright; round; 0.75 ft	fast; med	good	sens	green; cuttings, division	purple, white SpSuFaWn	(dry) med- wet;	none nondecid.	no rubbish; low maint.	low-med	1,2,(3), 4,(5)
Russelia equisetifolia (Scrophulariaceae) firecracker plant, coral plant	4	3	dense; upright; round; 2 ft	fast; poor	good	mod	green; cuttings	red SpSuFaWn	(dry) med- wet;	none nondecid.	no rubbish; med maint.	low-med	1,2,(3),4
Arachis pintoi (Fabaceae) golden glory, perennial peanut, pinto peanut	0.5	1.0	dense; spreading; 0.75 ft	fast; poor	good	sens	green; cuttings, division	yellow SpSuFaWn	(dry) med- wet;	none nondecid.	no rubbish; low maint.	low-med	1,(3),4
Pelargonium peltatum (Geraniaceae) ivy-leaf geranium	1	1.5	med; spreading; 1 ft	med; poor	good	mod	green; cuttings	pink, red, lavender SpSuFaWn	med;	none nondecid.	no rubbish; low maint.	low-med	1,2,4
Hemerocallis thunbergii (Liliaceae) late yellow daylily	1.5	1.5	dense; upright; 1 ft	med; poor	good	mod	green; seed, division	yellow SuFa	(dry) med- wet;	none nondecid.	no rubbish; low maint.	low-med	1,(3), 4,5
Phymatosorus scolopendria* (Polypodiaceae) lauae fern	2	2	dense; spreading; 1 ft	slow; good	med	sens	dark green; division	n/a	(dry) med- wet;	none nondecid.	no rubbish; low maint.	low	1,(3),4

TABLE 8-2: INTRODUCED GROUND COVERS – POST CAPTAIN COOK

Water requirements: Categories in parentheses are too dry for plant natural survival. Additional water is required to satisfy plant needs. **Zones:** Numbers in parentheses need site modification for good plant growth. **HPWRA designations:** *=EVALUATE. **Endangered species** are denoted with ***.

Genus species (Family) Common name(s)	Expected mature height (ft)	Expected mature spread (ft)	Crown density; Growth habit; Spacing (ft)	Growth rate; Shade tol.	Wind tol.	Salt tol.	Foliage color; Propagation	Flower color; Time of flwr; Fragrant flwrs?	Water requirements; Poisonous	Furit or nuts; Deciduous	Rubbish; Maintenance	Elevation	Planting zone(s)
Hemerocallis lilioasphodelus (Liliaceae) lemon lily	1.5	1.5	dense; upright; 1 ft	med; poor	good	mod	green; seed, division	yellow SpSuFa	(dry) med- wet;	none nondecid.	no rubbish; low maint.	low-med	1,(3), 4,5
Liriope muscari (Liliaceae) liriope, lilyturf	1	0.75	dense; upright; 0.5 ft	slow; med	good	mod	green; division	white, lavender, blue SpSu	(dry) med- wet;	none nondecid.	no rubbish; low maint.	low-med	1,(3), 4,5
Hemerocallis citrina (Liliaceae) long yellow daylily	2.0	1.5	dense; upright; 1 ft	med; poor	good	mod	green; seed, division	yellow SpSuFa	(dry) med- wet;	none nondecid.	no rubbish; low maint.	low-med	1,(3), 4,5
Catharanthus roseus (Apocynaceae) Madagascar periwinkle	2	1.5	med; upright; 1 ft	fast; med	good	mod	dark green; seed	rose, white SpSuFaWn	(dry) med;	none nondecid.	no rubbish; low maint.	low-med- high	1,2,(3), 4,5
Hemigraphis alternata (Acanthaceae) metallic plant	0.5	1.5	dense; spreading; 1 ft	fast; med	good	mod	maroon; cuttings	white SpSu	(dry) med- wet;	none nondecid.	no rubbish; low maint.	low-med- high	1,2,(3), 4,5
Ophiopogon japonicus (Liliaceae) mondo grass	0.5	0.5	dense; upright; 0.5 ft	slow; good	good	mod	dark green; division	n/a	(dry) med- wet;	none nondecid.	no rubbish; low maint.	low-med	1,2,(3), 4,5
Lotus berthelotii (Fabaceae) parrot's-beak, coral gem	2	3	dense; spreading; 2 ft	med; poor	med	sens	gray green; cuttings	bronze/red	dry;	none nondecid.	no rubbish; low maint.	low-med	2,3,4
Lonicera x heckettii (Caprifoliaceae) pink honeysuckle	3	12	med; spreading; 3 ft	fast; poor	good	mod	green; cuttings	pink SpSu fragrant	(dry) med;	none nondecid.	no rubbish; low maint.	low-med- high	1,2,(3),4

TABLE 8-2: INTRODUCED GROUND COVERS – POST CAPTAIN COOK

Water requirements: Categories in parentheses are too dry for plant natural survival. Additional water is required to satisfy plant needs. **Zones:** Numbers in parentheses need site modification for good plant growth. **HPWRA designations:** *=EVALUATE. **Endangered species** are denoted with ***.

Genus species (Family) Common name(s)	Expected mature height (ft)	Expected mature spread (ft)	Crown density; Growth habit; Spacing (ft)	Growth rate; Shade tol.	Wind tol.	Salt tol.	Foliage color; Propagation	Flower color; Time of flwr; Fragrant flwrs?	Water requirements; Poisonous	Furit or nuts; Deciduous	Rubbish; Maintenance	Elevation	Planting zone(s)
Gardenia jasminoides 'Radicans' (Rubiaceae) prostrate gardenia	1	1.5	med; upright; 1 ft	med; poor	good	sens	dark green; cuttings	white SpSu fragrant	(dry) med- wet;	none nondecid.	no rubbish; low maint.	low-med	1,2,(3), 4,(5)
Carissa macrocarpa 'Prostrata' (Apocynaceae) prostrate natal plum	2	1.5	dense; upright; round; 1 ft	med; poor	good	tol	green; cuttings, seeds	white SpSuFaWn fragrant	(dry) med;	fruit/nuts nondecid.	no rubbish; low maint.	low-med	1,2,(3),4, 5
Ruellia carolinensis (Acanthaceae) ruellia	1.5	2	dense; upright; spreading; 1 ft	fast; med	good	mod	light green; cuttings	blue/white SpSuFaWn	(dry) med- wet;	none nondecid.	no rubbish; low maint.	low	1,(3), 4,5
Justicia brandegeana (Acanthaceae) shrimp plant	3	1.5	dense; upright; round; 1 ft	fast; med	good	sens	green; cuttings	orange/ white SpSuFaWn	(dry) med;	none nondecid.	no rubbish; low maint.	low-med	1,2,(3),4
Spathiphyllum wallisii (Araceae) spathiphyllum, white flag	2	2	dense; upright; round; 1.5 ft	med; good	med	sens	shiny green; division	white SpSuFaWn	(dry) med;	none nondecid.	no rubbish; low maint.	low-med	1,(3),4
Chlorophytum comosum (Liliaceae) spider plant	1	1	med; spreading; 0.75 ft	slow; good	med	sens	green/white ; division, layer	white Su	(dry) med- wet;	none nondecid.	no rubbish; low maint.	low-med- high	1,2,(3),4
Potentilla verna (Rosaceae) spring cinquefoil	0.5	1.5	med; spreading; 1 ft	fast; med	med	sens	green; division, cutti ngs	yellow SpSu	(dry) med- wet;	none nondecid.	no rubbish; low maint.	low-med	1,(3),4
Jasminum multiflorum (Oleaceae) star jasmine	4	4	dense; round; 2 ft	fast; med	good	sens	green; cuttings	white SpSu fragrant	(dry) med;	none nondecid.	no rubbish; low maint.	low-med- high	1,2,(3),4

TABLE 8-2: INTRODUCED GROUND COVERS – POST CAPTAIN COOK

Water requirements: Categories in parentheses are too dry for plant natural survival. Additional water is required to satisfy plant needs. **Zones:** Numbers in parentheses need site modification for good plant growth. **HPWRA designations:** *=EVALUATE. **Endangered species** are denoted with ***.

Genus species (Family) Common name(s)	Expected mature height (ft)	Expected mature spread (ft)	Crown density; Growth habit; Spacing (ft)	Growth rate; Shade tol.	Wind tol.	Salt tol.	Foliage color; Propagation	Flower color; Time of flwr; Fragrant flwrs?	Water requirements; Poisonous	Furit or nuts; Deciduous	Rubbish; Maintenance	Elevation	Planting zone(s)
Saxifraga sarmentosa (Saxifragaceae) strawberry geranium	1	1.5	med; spreading; 1 ft	fast; poor	good	sens	green; runners	white Wn	med-wet;	none nondecid.	no rubbish; low maint.	low-med	1,2,4
Osteospermum fruticosum (Asteraceae) trailing African daisy	1.5	1.5	dense; spreading; 1 ft	fast; poor	good	tol	light green; cuttings	white, lavender SuFa	(dry) med- wet;	none nondecid.	no rubbish; low maint.	low-med	1,2,(3), 4,5
Gazania rigens var. leucoleana* (Asteraceae) trailing gazania	0.5	1.5	dense; spreading; 1 ft	fast; poor	good	tol	silvery gray; cuttings	yellow SpSuFaWn	(dry) med;	none nondecid.	no rubbish; low maint.	low-med	1,2,(3), 4,5
Ficus tikoua (Moraceae) Waipahu fig	0.5	1	med; spreading; 0.5 ft	fast; med	good	sens	dark green; cuttings	inconspic.	(dry) med;	none nondecid.	no rubbish; low maint.	low-med	(3),4

TABLE 8-3: NATIVE AND POLYNESIAN-INTRODUCED GROUND COVERS

Water requirements: Categories in parentheses are too dry for plant natural survival. Additional water is required to satisfy plant needs. **Zones:** Numbers in parentheses need site modification for good plant growth. **HPWRA designations:** *=EVALUATE. **Endangered species** are denoted with ***.

Genus species (Family) Common name(s)	Expected mature height (ft)	Expected mature spread (ft)	Crown density; Growth habit; Spacing (ft)	Growth rate; Shade tol.	Wind tol.	Salt tol.	Foliage color; Propagation	Flower color; Time of flwr; Fragrant flwrs?	Water requirements; Poisonous	Fruit or nuts; Deciduous	Rubbish; Maintenance	Elevation	Planting zone(s)
Artemisia australis (Asteraceae) ahinahina NATIVE (ENDEMIC)	2	3	med; spreading; 2 ft	med; med	good	tol	silvery green; seed, cutting	n/a	(dry) med-wet;	none nondecid.	no rubbish; low maint.	low-med	1,(3), 4,5
Artemisia mauiensis (Asteraceae) ahinahina NATIVE (ENDEMIC)	2	3	dense; round; 2 ft	med; poor	good	mod	silver; seed, cutting	inconspic.	dry-med;	none nondecid.	no rubbish; low maint.	med-high	2,4
Wikstroemia uva-ursi (Thymelaeaceae) akia NATIVE (ENDEMIC)	4	3	dense; spreading; 2 ft	med; poor	good	tol	gray green; seed, cuttings	yellow SpWn	dry-med;	fruit/nuts nondecid.	no rubbish; low maint.	low-med	3,4,5
Sporobolus virginicus (Poaceae) akiaki NATIVE	1	2	dense; creeping grass; 1 ft	med; poor	good	tol	gray/green; cuttings	no	(dry) med;	none nondecid.	no rubbish; low maint.	low	(3),5
Chamaesyce celastroides (Euphorbiaceae) akoko NATIVE (ENDEMIC)	2	3	med; spreading; 2 ft	med; poor	good	tol	blue green; seed	inconspic.	dry-med;	none nondecid.	no rubbish; low maint.	low	3,4,5
Chamaesyce skottsbergii var. skottsbergii *** (Euphorbiaceae) akoko NATIVE (ENDEMIC)	0.5	2	med; spreading; 1 ft	med; poor	good	tol	green; seed	inconspic.	dry-med;	none nondecid.	no rubbish; low maint.	low	3,5
Sesuvium portulacastrum (Aizoaceae) akulikuli, sea purslane NATIVE	0.5	2	dense; prostrate; 1 ft	slow; poor	good	tol	green; cuttings	pink SpWn	(dry) med-wet;	none nondecid.	no rubbish; low maint.	low	1,(3),5
Peperomia leptostachya (Piperaceae) alaala wai nui, Hawaiian peperomia NATIVE	1	1	dense; round; 0.75 ft	fast; med	good	mod	gray green; cuttings	n/a	dry-med;	none nondecid.	no rubbish; low maint.	low-med	1,2,(3),4

TABLE 8-3: NATIVE AND POLYNESIAN-INTRODUCED GROUND COVERS

Water requirements: Categories in parentheses are too dry for plant natural survival. Additional water is required to satisfy plant needs. **Zones:** Numbers in parentheses need site modification for good plant growth. **HPWRA designations:** *=EVALUATE. **Endangered species** are denoted with ***.

Genus species (Family) Common name(s)	Expected mature height (ft)	Expected mature spread (ft)	Crown density; Growth habit; Spacing (ft)	Growth rate; Shade tol.	Wind tol.	Salt tol.	Foliage color; Propagation	Flower color; Time of flwr; Fragrant flwrs?	Water requirements; Poisonous	Fruit or nuts; Deciduous	Rubbish; Maintenance	Elevation	Planting zone(s)
<i>Boerhavia repens</i> (Nyctaginaceae) alena NATIVE	0.5	4	open; spreading; 2 ft	fast; poor	good	tol	green; seed, cuttings	pink/white SpWn	dry-med;	none nondecid.	no rubbish; low maint.	low	3,5
<i>Colubrina asiatica</i> (Rhamnaceae) anapanapa NATIVE	20 climber	20	open; spreading; 10 ft	fast; med	good	tol	shiny green; seed, cuttings	n/a	(dry) med-wet; poisonous	none nondecid.	no rubbish; low maint.	low	1,(3), 4,5
<i>Alocasia macrorrhiza</i> (Araceae) ape POLYN. INTRO	8	6	med; upright; round; 6 ft	med; good	med	sens	bright green; division	white/green Sp	med-wet;	none nondecid.	no rubbish; low maint.	low-med	1,4
<i>Hedyotis centranthoides</i> (Rubiaceae) au, pilo NATIVE (ENDEMIC)	3	2	med; low shrub; 2 ft	slow; med	med	sens	green; seed	green SpSuWn	med;	none nondecid.	no rubbish; med maint.	med	2,4
<i>Hedyotis littoralis</i> (Rubiaceae) au, pilo NATIVE (ENDEMIC)	2	1	med; clustered; 1 ft	slow; med	good	tol	green; seed	white SpSuWn fragrant	(dry) med-wet;	none nondecid.	no rubbish; med maint.	low	1,(3),5
<i>Zingiber zerumbet</i> (Zingiberaceae) awapuhi, shampoo ginger POLYN. INTRO	3	2	med; upright; 2 ft	fast; good	poor	sens	green; division seed	white SuFa fragrant	(dry) med-wet;	none wn-sp	mod (lvs); med maint.	low	1,(3),4
<i>Canavalia molokaiensis</i> *** (Fabaceae) awikiwiki NATIVE (ENDEMIC)	20 climber	20	med; vine; 10 ft	fast; poor	good	sens	green; seed	purple SpSuWn	(dry) med;	fruit/nuts nondecid.	no rubbish; low maint.	low-med	2,(3),4
<i>Canavalia pubescens</i> (Fabaceae) awikiwiki NATIVE (ENDEMIC)	20 climber	20	med; vine; 10 ft	fast; poor	good	sens	gray green; seed	purple SpSuWn	dry-med;	fruit/nuts nondecid.	no rubbish; low maint.	low-med	2,3,4
<i>Bacopa monnieri</i> (Scrophulariaceae) bacopa, aeae NATIVE	0.5	2	dense; spreading; 1.5 ft	fast; med	good	sens	bright green; cuttings	white SpSuFaWn	(dry) med-wet;	none nondecid.	no rubbish; low maint.	low-med	1,(3),5

TABLE 8-3: NATIVE AND POLYNESIAN-INTRODUCED GROUND COVERS

Water requirements: Categories in parentheses are too dry for plant natural survival. Additional water is required to satisfy plant needs. **Zones:** Numbers in parentheses need site modification for good plant growth. **HPWRA designations:** *=EVALUATE. **Endangered species** are denoted with ***.

Genus species (Family) Common name(s)	Expected mature height (ft)	Expected mature spread (ft)	Crown density; Growth habit; Spacing (ft)	Growth rate; Shade tol.	Wind tol.	Salt tol.	Foliage color; Propagation	Flower color; Time of flwr; Fragrant flwrs?	Water requirements; Poisonous	Fruit or nuts; Deciduous	Rubbish; Maintenance	Elevation	Planting zone(s)
Bonamia menziesii *** (Convolvulaceae) bonamia menziesii NATIVE (ENDEMIC)	20 climber	20	dense; vine; 10 ft	med; poor	good	mod	silvery; seed; cuttings	white SpWn	dry-med;	none nondecid.	no rubbish; low maint.	low-med	2,3,4,5
Scaevola coriacea *** (Goodeniaceae) creeping naupaka NATIVE (ENDEMIC)	1	6	med; spreading; 3 ft	med; poor	good	tol	silvery green; seed	white SpSuWn	dry-med;	none nondecid.	no rubbish; low maint.	low-med	3,4,5
Cressa truxillensis (Convolvulaceae) cressa NATIVE	0.5	1	med; round; 0.5 ft	med; poor	good	tol	blue green; seed	white	dry-med;	none nondecid.	no rubbish; low maint.	low	3,5
Asplenium nidus (Aspleniaceae) ekaha, bird's nest fern NATIVE	2	5	dense; upright; 3 ft	med; good	med	sens	green; spores	n/a	med-wet;	none nondecid.	no rubbish; low maint.	low	1,(3),(4)
Ipomoea tuboides (Convolvulaceae) Hawaiian moon flower NATIVE (ENDEMIC)	1	10	dense; vine; 5 ft	fast; poor	good	sens	green; seed; cuttings	white SpWn	dry-med;	none nondecid.	no rubbish; low maint.	low-med	2,3,4
Abutilon eremitopetalum *** (Malvaceae) hidden petal abutilon NATIVE (ENDEMIC)	5	8	med; round; 3 ft	fast; poor	good	sens	green; seed; cuttings	green SpWn	dry-med;	none nondecid.	no rubbish; low maint.	low-med	2,3,4
Heliotropium anomalum var. argenteum (Boraginaceae) hinahina ku kahakai NATIVE	1	2	dense; spreading; 1 ft	med; poor	good	tol	silvery; cutting	white SpSuWn	dry-med;	none nondecid.	no rubbish; low maint.	low	(3),5
Dioscorea bulbifera (Dioscoreaceae) hoi, yam POLYN. INTRO	0.5	30	open; vine; 20 ft	fast; good	poor	sens	green; roots, tubers	n/a	(dry) med-wet; poisonous	none wn	mod (lvs); med maint.	low	1,(3),4
Portulaca lutea (Portulacaceae) ihi NATIVE	0.5	3	dense; spreading; 1.5 ft	fast; poor	good	tol	green; cuttings	yellow SpSuFaWn	(dry) med-wet;	none nondecid.	no rubbish; low maint.	low	1,(3),5

TABLE 8-3: NATIVE AND POLYNESIAN-INTRODUCED GROUND COVERS

Water requirements: Categories in parentheses are too dry for plant natural survival. Additional water is required to satisfy plant needs. **Zones:** Numbers in parentheses need site modification for good plant growth. **HPWRA designations:** *=EVALUATE. **Endangered species** are denoted with ***.

Genus species (Family) Common name(s)	Expected mature height (ft)	Expected mature spread (ft)	Crown density; Growth habit; Spacing (ft)	Growth rate; Shade tol.	Wind tol.	Salt tol.	Foliage color; Propagation	Flower color; Time of flwr; Fragrant flwrs?	Water requirements; Poisonous	Fruit or nuts; Deciduous	Rubbish; Maintenance	Elevation	Planting zone(s)
Portulaca molokiniensis (Portulacaceae) ihi NATIVE (ENDEMIC)	1	2	med; round; 1 ft	fast; poor	good	tol	green; cuttings	yellow SpSuWn	dry-med;	none nondecid.	no rubbish; low maint.	low	3,5
Santalum ellipticum (Santalaceae) ilahi NATIVE (ENDEMIC)	8	8	med; round; 4 ft	slow; poor	good	sens	gray green; seed	green SpWn fragrant	dry-med;	none nondecid.	no rubbish; low maint.	low-med	2,3,4
Plumbago zeylanica (Plumbaginaceae) ililee NATIVE	1	4	open; spreading; 2 ft	fast; med	good	tol	green; seed, cuttings	white SpSuWn	dry-med;	none su-fa	no rubbish; low maint.	low-med	2,3,4
Sida fallax (Malvaceae) ilima papa NATIVE	0.5	3	med; spreading; 1.5 ft	med; poor	good	tol	gray green; seed	orange SpSuWn	dry-med;	none nondecid.	no rubbish; low maint.	low	3,4,5
Lagenaria siceraria (Cucurbitaceae) ipu, gourd POLYN. INTRO	1	50	med; vine; 30 ft	fast; poor	med	mod	green; seed	white SpWn	(dry) med;	fruit/nuts fa	mod (lvs); med maint.	low	1,(3), 4, 5
Eragrostis monticola (Poaceae) kalamalo NATIVE (ENDEMIC)	1	2	dense; spreading; 1 ft	fast; poor	good	mod	light green; division	straw Wn	dry-med;	none nondecid.	no rubbish; low maint.	low-med	2,3,4
Colocasia esculenta (Araceae) kalo, taro POLYN. INTRO	3	2	med; upright; round; 2 ft	fast; med	med	sens	gray green; division	n/a	wet;	none nondecid.	no rubbish; med maint.	low	1,4
Cordyline fruticosa (Agavaceae) ki, ti POLYN. INTRO	6	2	dense; upright; 2 ft	fast; good	med	sens	green; cuttings	white SpSu fragrant	(dry) med-wet;	none nondecid.	no rubbish; low maint.	low-med	1,2,(3),4
Bidens hillebrandiana ssp. hillebrandiana (Asteraceae) kookoolau NATIVE (ENDEMIC)	1	2	med; spreading; 1 ft	fast; med	good	tol	bright green; seed, cutting	yellow SpSuWn	(dry) med-wet;	none nondecid.	no rubbish; low maint.	low	1,(3),5

TABLE 8-3: NATIVE AND POLYNESIAN-INTRODUCED GROUND COVERS

Water requirements: Categories in parentheses are too dry for plant natural survival. Additional water is required to satisfy plant needs. **Zones:** Numbers in parentheses need site modification for good plant growth. **HPWRA designations:** *=EVALUATE. **Endangered species** are denoted with ***.

Genus species (Family) Common name(s)	Expected mature height (ft)	Expected mature spread (ft)	Crown density; Growth habit; Spacing (ft)	Growth rate; Shade tol.	Wind tol.	Salt tol.	Foliage color; Propagation	Flower color; Time of flwr; Fragrant flwrs?	Water requirements; Poisonous	Fruit or nuts; Deciduous	Rubbish; Maintenance	Elevation	Planting zone(s)
<i>Bidens mauiensis</i> (Asteraceae) kookoolau NATIVE (ENDEMIC)	1	3	dense; spreading; 1 ft	fast; poor	good	tol	green; seed, cutting	yellow SpSuWn	dry-med;	none nondecid.	no rubbish; low maint.	low	3,5
<i>Senna gaudichaudii</i> (Fabaceae) kolomona NATIVE	5	5	med; round; 3 ft	slow; poor	good	sens	green; seed	green SpWn fragrant	dry-med;	none nondecid.	no rubbish; low maint.	low-med	2,3,4,5
<i>Abutilon menziesii</i> *** (Malvaceae) kooloa ula NATIVE (ENDEMIC)	5	8	dense; round; 3 ft	fast; poor	good	sens	silvery green; seed, cuttings	maroon SpWn	dry-med;	none nondecid.	no rubbish; low maint.	low-med	2,3,4
<i>Coprosma ernodeoides</i> (Rubiaceae) kukaenene NATIVE (ENDEMIC)	1	6	med; spreading; 3 ft	med; med	good	sens	green; seed, cuttings	n/a	dry-med;	fruit/nuts nondecid.	no rubbish; med maint.	med-high	2
<i>Nototrichum sandwicense</i> (Amaranthaceae) kului NATIVE (ENDEMIC)	8	8	med; round; 4 ft	med; poor	good	sens	silvery green; seed	silver SpWn	dry-med;	none nondecid.	no rubbish; low maint.	low-med	2,3,4
<i>Nephrolepis exaltata</i> (Nephrolepidaceae) kupukupu, native sword fern NATIVE	3	1	dense; upright; 1 ft	fast; med	med	sens	light green; division	n/a	(dry) med-wet;	none nondecid.	no rubbish; low maint.	med	2,(3),4
<i>Schiedea globosa</i> (Caryophyllaceae) maolioli NATIVE (ENDEMIC)	1	1	med; round; 0.5 ft	med; med	good	tol	green; seed, cuttings	green SpSuWn	med-wet;	none nondecid.	no rubbish; med maint.	low	1,5
<i>Capparis sandwichiana</i> (Capparaceae) maiapilo, native caper NATIVE (ENDEMIC)	4	10	med; spreading; 5 ft	med; poor	good	sens	blue green; seed	white SpWn fragrant	dry-med;	none nondecid.	no rubbish; low maint.	low-med	3,4,5
<i>Cyperus laevigatus</i> (Cyperaceae) makaloo NATIVE	2	1	dense; upright; 0.5 ft	med; poor	good	tol	dark green; seed, division	inconspic.	wet;	none nondecid.	no rubbish; low maint.	low	(3),5

TABLE 8-3: NATIVE AND POLYNESIAN-INTRODUCED GROUND COVERS

Water requirements: Categories in parentheses are too dry for plant natural survival. Additional water is required to satisfy plant needs. **Zones:** Numbers in parentheses need site modification for good plant growth. **HPWRA designations:** *=EVALUATE. **Endangered species** are denoted with ***.

Genus species (Family) Common name(s)	Expected mature height (ft)	Expected mature spread (ft)	Crown density; Growth habit; Spacing (ft)	Growth rate; Shade tol.	Wind tol.	Salt tol.	Foliage color; Propagation	Flower color; Time of flwr; Fragrant flwrs?	Water requirements; Poisonous	Fruit or nuts; Deciduous	Rubbish; Maintenance	Elevation	Planting zone(s)
Peucedanum sandwicense *** (Apiaceae) makou NATIVE (ENDEMIC)	3-4	4	med; round; 4 ft	med; med	good	tol	shiny green; seed	green Su	(dry) med-wet;	none nondecid.	no rubbish; low maint.	low	1,(3),5
Pipturus albidus (Urticaceae) mamaki, Hawaiian tea NATIVE (ENDEMIC)	8	8	med; round; 8 ft	fast; poor	med	sens	green; seed	n/a	med-wet;	none nondecid.	no rubbish; low maint.	low-high	1,2,4
Gossypium tomentosum (Malvaceae) mao, Hawaiian cotton NATIVE (ENDEMIC)	5	8	dense; spreading; 3 ft	med; poor	good	sens	gray green; seed	yellow SpWn	dry-med;	none nondecid.	no rubbish; low maint.	low-med	3,5
Fimbristylis cymosa ssp. spathacea (Cyperaceae) mauu aki aki, fimbristylis NATIVE	0.5	1	dense; round; 0.5 ft	slow; poor	good	tol	gray green; seed. division	brown SpSuFaWn	dry-med;	none nondecid.	no rubbish; low maint.	low	3,5
Psilotum nudum (Psilotaceae) moa NATIVE	1	1	dense; round; 0.5 ft	slow; good	good	sens	green; spores, division	n/a	(dry) med-wet;	none nondecid.	no rubbish; low maint.	low-med	2,(3),4
Dubautia scabra (Asteraceae) naenae NATIVE (ENDEMIC)	1	2	dense; spreading; 1 ft	med; med	good	sens	green; seed, cutting	white SpSuWn	dry-med;	none nondecid.	no rubbish; med maint.	med-high	2,4
Myoporum sandwicense (Myoporaceae) naio NATIVE	10	10	med; round; 10 ft	med; poor	good	tol	gray green; seed, airlayer	white SpSuWn	dry-med;	none nondecid.	no rubbish; low maint.	low-high	2,3,4,5
Vigna marina (Fabaceae) nanea NATIVE	0.5	6	med; spreading; 5 ft	fast; poor	good	tol	light green; seed	yellow SpSuWn	med-wet;	none nondecid.	no rubbish; low maint.	low	1,5
Scaevola chamissoniana (Goodeniaceae) naupaka kuahiwi NATIVE (ENDEMIC)	8	8	med; round; 3 ft	med; med	med	sens	green; seed	white SpSuWn	med-wet;	fruit/nuts nondecid.	no rubbish; med maint.	med	1,2,4

TABLE 8-3: NATIVE AND POLYNESIAN-INTRODUCED GROUND COVERS

Water requirements: Categories in parentheses are too dry for plant natural survival. Additional water is required to satisfy plant needs. **Zones:** Numbers in parentheses need site modification for good plant growth. **HPWRA designations:** *=EVALUATE. **Endangered species** are denoted with ***.

Genus species (Family) Common name(s)	Expected mature height (ft)	Expected mature spread (ft)	Crown density; Growth habit; Spacing (ft)	Growth rate; Shade tol.	Wind tol.	Salt tol.	Foliage color; Propagation	Flower color; Time of flwr; Fragrant flwrs?	Water requirements; Poisonous	Fruit or nuts; Deciduous	Rubbish; Maintenance	Elevation	Planting zone(s)
Scaevola sericea (Goodeniaceae) naupaka kahakai, beach naupaka NATIVE	6	8	dense; spreading; 3 ft	fast; poor	good	tol	green; cuttings, seed	white SpSuWn	(dry) med;	fruit/nuts nondecid.	no rubbish; low maint.	low	(3),4,5
Lipochaeta connata var. connata (Asteraceae) nehe NATIVE (ENDEMIC)	2	4	med; spreading; 2 ft	fast; poor	good	mod	grayish green; seed, cutting	yellow SpSuWn	(dry) med-wet;	none nondecid.	no rubbish; low maint.	low-med	2,(3),4
Lipochaeta rockii (Asteraceae) nehe NATIVE (ENDEMIC)	2	2	dense; round; 1 ft	fast; poor	good	mod	green; seed, cutting	yellow SpSuWn	dry-med;	none nondecid.	no rubbish; low maint.	low-med	2,3,4
Lipochaeta succulenta (Asteraceae) nehe NATIVE (ENDEMIC)	2	5	dense; spreading; 2.5 ft	fast; med	good	tol	green; seed, cutting	yellow SpSuWn	(dry) med-wet;	none nondecid.	no rubbish; low maint.	low	1,(3),4
Melanthera integrifolia (Asteraceae) nehe NATIVE (ENDEMIC)	1	5	dense; spreading; 2.5 ft	fast; poor	good	tol	pale green; seed, cutting	yellow SpSuWn	(dry) med;	none nondecid.	no rubbish; low maint.	low	(3),4,5
Melanthera lamarum (Asteraceae) nehe NATIVE (ENDEMIC)	3	3	med; round; 1.5 ft	fast; poor	good	mod	silvery green; seed, cutting	yellow SpSuWn	dry-med;	none nondecid.	no rubbish; low maint.	low-med	2,3,4,5
Sesbania tomentosa *** (Fabaceae) ohai NATIVE (ENDEMIC)	1	4	med; spreading; 3 ft	fast; poor	good	tol	silvery green; seed	red SpSuWn	dry-med;	none nondecid.	no rubbish; med maint.	low-med	3,4,5
Vaccinium reticulatum (Ericaceae) ohelo NATIVE (ENDEMIC)	3	3	med; round; 2 ft	slow; poor	med	sens	green; seed	red SpSuWn	dry-med;	fruit/nuts nondecid.	no rubbish; med maint.	high	2
Lycium sandwicense (Solanaceae) ohelo kai NATIVE	2	2	open; round; 1.5 ft	slow; poor	good	tol	light green; seed, cuttings	violet SpWn	(dry) med;	fruit/nuts nondecid.	no rubbish; low maint.	low	(3),5

TABLE 8-3: NATIVE AND POLYNESIAN-INTRODUCED GROUND COVERS

Water requirements: Categories in parentheses are too dry for plant natural survival. Additional water is required to satisfy plant needs. **Zones:** Numbers in parentheses need site modification for good plant growth. **HPWRA designations:** *=EVALUATE. **Endangered species** are denoted with ***.

Genus species (Family) Common name(s)	Expected mature height (ft)	Expected mature spread (ft)	Crown density; Growth habit; Spacing (ft)	Growth rate; Shade tol.	Wind tol.	Salt tol.	Foliage color; Propagation	Flower color; Time of flwr; Fragrant flwrs?	Water requirements; Poisonous	Fruit or nuts; Deciduous	Rubbish; Maintenance	Elevation	Planting zone(s)
Fragaria chiloensis (Rosaceae) ohelo papa NATIVE	0.5	1.5	med; spreading; 1 ft	fast; med	poor	tol	dark green; division	white SpWn	(dry) med;	fruit/nuts nondecid.	no rubbish; low maint.	low-med	1,2,(3),4,5
Curcuma longa (Zingiberaceae) olena, tumeric POLYN. INTRO	3	2	dense; upright; 2 ft	fast; med	med	sens	green; division	white Su	(dry) med-wet;	none wn	no rubbish; med maint.	low-med	1,(3),4
Microlepia strigosa (Dennstaedtiaceae) palapalai NATIVE	2	2	dense; upright clumps; 1 ft	fast; good	med	sens	green; division	n/a	(dry) med-wet;	none nondecid.	no rubbish; low maint.	low-high	1,2,(3),4
Phyllanthus distichus (Euphorbiaceae) pamakani mahu NATIVE (ENDEMIC)	1.5	2	med; spreading; 1 ft	med; med	good	mod	dark green; seed	inconspic.	med;	none nondecid.	no rubbish; low maint.	low-med	4
Jacquemontia ovalifolia ssp. sandwicensis (Convolvulaceae) pauohiaka NATIVE	0.5	6	med; spreading; 3 ft	fast; poor	good	tol	green; seed, cuttings	pale blue SpSuWn	dry-med;	none nondecid.	no rubbish; low maint.	low	3,4,5
Tacca leontopetaloides (Taccaceae) pia, arrowroot POLYN. INTRO	5	2	open; upright; 2 ft	fast; med	med	mod	green; division	n/a	(dry) med;	none wn	mod (lvs); med maint.	low	1,(3), 4,5
Dioscorea pentaphylla (Dioscoreaceae) pia, yam POLYN. INTRO	0.5	30	open; vine; 20 ft	fast; good	poor	sens	green; roots, tubers	n/a	(dry) med-wet; poisonous	none nondecid.	mod (lvs); med maint.	low	1,(3),4
Vitex rotundifolia (Verbenaceae) pohinahina, beach vitex NATIVE	3	4	med; spreading; 2 ft	fast; poor	good	tol	gray/green; seed, cuttings	purple SpSuWn	(dry) med;	none nondecid.	no rubbish; low maint.	low	(3),5
Ipomoea pes-caprae (Convolvulaceae) pohuehue, beach morning glory NATIVE	1	20	med; vine; 3 ft	fast; poor	good	tol	green; seed, cuttings	pink SpSuFaWn	(dry) med;	none nondecid.	no rubbish; med maint.	low	5

TABLE 8-3: NATIVE AND POLYNESIAN-INTRODUCED GROUND COVERS

Water requirements: Categories in parentheses are too dry for plant natural survival. Additional water is required to satisfy plant needs. **Zones:** Numbers in parentheses need site modification for good plant growth. **HPWRA designations:** *=EVALUATE. **Endangered species** are denoted with ***.

Genus species (Family) Common name(s)	Expected mature height (ft)	Expected mature spread (ft)	Crown density; Growth habit; Spacing (ft)	Growth rate; Shade tol.	Wind tol.	Salt tol.	Foliage color; Propagation	Flower color; Time of flwr; Fragrant flwrs?	Water requirements; Poisonous	Fruit or nuts; Deciduous	Rubbish; Maintenance	Elevation	Planting zone(s)
Solanum nelsonii (Solanaceae) popolo, beach solanum NATIVE (ENDEMIC)	3	3	med; spreading; 2 ft	med; poor	good	tol	tawny green; seed, cuttings	white/purple SpWn	dry-med;	none nondecid.	no rubbish; low maint.	low	3,4,5
Argemone glauca var. glauca (Papaveraceae) pua kala, Hawaiian poppy NATIVE (ENDEMIC)	3	2	med; upright; 2 ft	fast; poor	good	tol	blue green; seed	white SpWn	dry-med;	none nondecid.	no rubbish; low maint.	low-med	2,3,4,5
Hibiscus kokio subsp.saintjohnianus (Malvaceae) pualoalo, kokio ulaula NATIVE (ENDEMIC)	10-12	5	open; upright; 3 ft	fast; med	med	sens	green; cuttings	orange SpSuFa	(dry) med-wet;	none nondecid.	no rubbish; low maint.	low-med	1,(3),4,(5)
Styphelia tameiameia (Epacridaceae) pukiawe NATIVE	6	6	med; round; 4 ft	slow; poor	good	sens	dark green; seed	white SpWn	dry-med;	none nondecid.	no rubbish; low maint.	med-high	2,3,4
Ipomoea batatas (Convolvulaceae) uala, sweet potato POLYN. INTRO	1	15	dense; vine; 3 ft	fast; poor	good	sens	green; cuttings	pink SpSuWn	med-wet;	none nondecid.	no rubbish; low maint.	low-med	1,2,3,4
Dioscorea alata (Dioscoreaceae) uhi,yam POLYN. INTRO	0.5	30	open; vine; 30 ft	fast; good	poor	sens	green; roots	green	(dry) med-wet; poisonous	none wn	mod (lvs); med maint.	low	1,(3),4
Dianella sandwicensis (Liliaceae) ukiuki NATIVE	2	2	dense; round; 1 ft	med; poor	good	sens	green; seed, cuttings	pale blue to white SpSu	(dry) med;	fruit/nuts nondecid.	no rubbish; low maint.	med-high	2,(3),4
Osteomeles anthyllifolia (Rosaceae) ulei NATIVE	4	6	dense; spreading; 3 ft	med; poor	good	mod	dark green; seed, cutting	white SpSuWn fragrant	dry-med;	fruit/nuts nondecid.	no rubbish; low maint.	low-high	2,3,4
Scaevola gaudichaudii (Goodeniaceae) yellow naupaka NATIVE (ENDEMIC)	2	3	med; round; 2 ft	med; poor	good	mod	green; seed, cuttings	yellow/ orange SpSuWn	(dry) med;	fruit/nuts nondecid.	no rubbish; low maint.	low-med	2,(3),4

CHAPTER 9. NATIVE HAWAIIAN AND POLYNESIAN-INTRODUCED PLANTS

9.1 PURPOSE

- 9.101 To encourage the use of Native Hawaiian and Polynesian-introduced plants in landscaping for the purposes of their perpetuation and increasing the public's awareness and appreciation of local flora.

9.2 ENDANGERED SPECIES

- 9.201 By federal law no one should possess or propagate endangered species without a permit. A few species are included in the Maui County Planting Plan (MCP) and are so labeled in case their propagation and use are permitted in the future. The plant's scientific name, as found Table 9-1: Native & Polynesian Introduced Plants, is followed by a triple asterisk (***) and a note at the top of the page with an explanation. Some plants in this document may be placed on the endangered list at a later date. At that time, their propagation and use in landscapes may be restricted by law.

9.3 DEFINITIONS

- 9.301 Indigenous refers to being native of the Hawaiian Islands, but also occurring naturally elsewhere (without the aid of humans).
- 9.302 Endemic to the Hawaiian Islands means occurring naturally (without the aid of humans) nowhere else in the world. These plants are labeled NATIVE (ENDEMIC).
- 9.303 Native plants were in Hawaii before the Polynesians arrived and include plants both indigenous and endemic to our islands. The plants that are indigenous but not endemic are labeled NATIVE.
- 9.304 Polynesian introductions include those plants brought by Polynesian immigrants prior to the year 1778. These plants are identified by POLYN. INTRO.
- 9.305 Exotic plants were introduced into Hawaii after European contact in 1778.

9.4 STATE LAW

- 9.401 The 1992 Hawaii State Legislature passed legislation that was signed by the Governor (Act 73) encouraging the use of Hawaii's native plant species in new or renovated landscaping of State funded buildings.

- 9.402 The 1993 Legislature amended Act 73 to include Polynesian introduced plants along with those that are native to Hawaii. It was H.B. No. 882, H.D. 2, S. D. 1. HB 882 (Act 156).

9.5 GENERAL

- 9.501 In keeping with the State laws, Maui County encourages all landscapers and developers to include Native Hawaiian plants, as well as those introduced by the Polynesians, wherever and whenever feasible.
- 9.502 It is important that native plants not be gathered from the wild because they have enough difficulty in maintaining their populations against the invading exotic plants. Nurseries are propagating and stocking Native Hawaiian plants and can help with providing instructions for their planting and care.
- 9.503 Using native plants should not jeopardize these and other species growing in the wild to lose their natural habitats.
- 9.504 Whenever feasible, Native Hawaiian plants in the landscape should be properly labeled for identification and for the public's awareness and education.
- 9.505 Wherever and whenever feasible, the native plants used should belong to the island on which the species originated to maintain purity of the gene pool. Closely related plants, such as species of loulou or of nehe, should not be used within the same landscape design as cross pollination will occur and produce gene contaminated seed.
- 9.506 The extreme isolation of the Hawaiian Islands accounts for a high percentage of endemic species. Ninety percent of approximately 1,200 native ferns, flowering plants, and trees are found nowhere else in the world.
- 9.507 Approximately half of the 950 remaining species of native plants found only in Hawaii are threatened with imminent extinction. Extinction has happened because towns, agriculture, pastures, and resorts have virtually eliminated native plants from lowland areas. Thousands of foreign species imported for landscapes and crops have escaped into State forests and out-competed native plants in the wild.
- 9.508 A benefit of using native plants in landscaping is that they usually require less care once they are established.
- 9.509 The following table (Table 9-1) is a list of Native Hawaiian and Polynesian Introduced Plants. Use the chapters indicated, or the Index at the end of

this document, to discover the plant’s characteristics and requirements. Use this information to locate plants in their preferred habitats.

- 9.510 The Hawaiian language diacritical marks appear only in Table 9-1: Native & Polynesian Introduced Plants – By Usage. Use this information to assist with proper pronunciation and written expression of plant common names.
- 9.511 Recent archeological evidence indicates that kou, *Cordia subcordata*, and hala, *Pandanus tectorius*, are a pre-Polynesian occurrence in Hawaii. Therefore, they are not Polynesian introduced but native throughout the Pacific.

TABLE 9-1: NATIVE & POLYNESIAN INTRODUCED PLANTS – BY USAGE
Listed By Common Name

Table 9-1: Native & Polynesian Introduced Plants – By Usage

Water requirements: Categories in parentheses are too dry for plant natural survival in planting zones. Additional water is required to satisfy plant needs. **HPWRA designations:** ***OVERRIDE* (only kukui, noni, and milo. See Chapter 11: Alien Invasive Plant Species). **Endangered** species are denoted with ***.

USAGE	SCIENTIFIC NAME	COMMON NAME	WATER REQUIREMENT	DISTRIBUTION
STREET TREES – SMALL	Rauvolfia sandwicensis	hao	dry-med	NATIVE (ENDEMIC)
	Diospyros sandwicensis	lama	dry-med	NATIVE (ENDEMIC)
	Metrosideros polymorpha	‘ōhi‘a lehua	(dry) med-wet	NATIVE (ENDEMIC)
	Cheirodendron trigynum	‘ōlapa	med-wet	NATIVE (ENDEMIC)
STREET TREES – MEDIUM	Thespesia populnea**	milo	(dry) med-wet	NATIVE
	Reynoldsia sandwicensis	‘ohe makai	dry	NATIVE (ENDEMIC)
PALMS FOR STREETS AND 10-15 FT WIDE MEDIANS	Pritchardia hillebrandii	loulou, loulou-lelo (Molokai)	(dry) med-wet	NATIVE (ENDEMIC)
PALMS FOR MEDIANS WIDER THAN 15 FT	Pritchardia arecina	Golden loulou, (E. Maui)	(dry) med-wet	NATIVE (ENDEMIC)
PARK, GREENWAY, AND OPEN SPACE TREES – SMALL	Dodonaea viscosa	‘a‘ali‘i	dry-med	NATIVE
	Psydrax odorata	alaha‘e	dry-med	NATIVE
	Piper methysticum	‘awa	wet	POLYN. INTRO.
	Pleomele auwahiensis	hala pepe	dry-med	NATIVE (ENDEMIC)
	Rauvolfia sandwicensis	hao	dry-med	NATIVE (ENDEMIC)
	Hibiscadelphus giffardianus***	hau kuahiwi (Big Island)	med	NATIVE (ENDEMIC)
	Pittosporum hosmeri	hō‘awa	med	NATIVE (ENDEMIC)
	Nesoluma polynesianum	keahi	dry	NATIVE
	Acacia koaia	koai‘a, koai‘e	dry-med	NATIVE (ENDEMIC)
	Hibiscus waimeae***	koki‘o ke‘oke‘o (Kauai)	(dry) med	NATIVE (ENDEMIC)
	Hibiscus immaculatus	koki‘o ke‘oke‘o (Maui & Molokai)	(dry) med-wet	NATIVE (ENDEMIC)
	Kokia drynarioides***	koki‘o, kokia	dry-med	NATIVE (ENDEMIC)

Table 9-1: Native & Polynesian Introduced Plants – By Usage

Water requirements: Categories in parentheses are too dry for plant natural survival in planting zones. Additional water is required to satisfy plant needs. **HPWRA designations:** ***OVERRIDE* (only kukui, noni, and milo. See Chapter 11: Alien Invasive Plant Species). **Endangered** species are denoted with ***.

USAGE	SCIENTIFIC NAME	COMMON NAME	WATER REQUIREMENT	DISTRIBUTION
PARK, GREENWAY, AND OPEN SPACE TREES – SMALL	Hibiscus kokio	koki’o ‘ula’ula	(dry) med-wet	NATIVE (ENDEMIC)
	Myrsine lessertiana	kōlea	med-wet	NATIVE (ENDEMIC)
	Diospyros sandwicensis	lama	dry-med	NATIVE (ENDEMIC)
	Musa acuminata	mai’a, banana	(dry) med-wet	POLYN. INTRO.
	Sophora chrysophylla	māmāne	med	NATIVE (ENDEMIC)
	Hibiscus brackenridgei***	ma’o hau hele (Hawaii State flower)	dry-med	NATIVE (ENDEMIC)
	Gardenia brighamii***	nānū, na’ū	dry-med	NATIVE (ENDEMIC)
	Morinda citrifolia**	noni, Indian mulberry	dry-med-wet	POLYN. INTRO.
	Metrosideros polymorpha	‘ōhi’a lehua	(dry) med-wet	NATIVE (ENDEMIC)
	Cheirodendron trigynum	‘ōlapa	med-wet	NATIVE (ENDEMIC)
	Nestegis sandwicensis	olopua	dry-med	(NATIVE ENDEMIC)
	Pisonia brunoniana	pāpala kēpau	med	NATIVE
	Pisonia sandwicensis	pāpala kēpau, āulu	med	NATIVE (ENDEMIC)
PARK, GREENWAY, AND OPEN SPACE TREES – MEDIUM	Pandanus tectorius	hala, pandanus	(dry)med-wet	NATIVE
	Cordia subcordata	kou	(dry) med-wet	NATIVE
	Aleurites moluccana**	kukui	(dry) med-wet	POLYN. INTRO.
	Sapindus saponaria	mānele, soapberry	med	NATIVE
	Thespesia populnea**	milo	(dry) med-wet	NATIVE
	Syzygium malaccense	‘ōhi’a’ai ,mountain apple	med-wet	POLYN. INTRO.
	Reynoldsia sandwicensis	‘ohe makai	dry	NATIVE (ENDEMIC)
	Pisonia umbellifera	pāpala kēpau, āulu	wet	NATIVE
	Erythrina sandwicensis	wiliwili	dry-med	NATIVE (ENDEMIC)

Table 9-1: Native & Polynesian Introduced Plants – By Usage

Water requirements: Categories in parentheses are too dry for plant natural survival in planting zones. Additional water is required to satisfy plant needs. **HPWRA designations:** ***OVERRIDE* (only kukui, noni, and milo. See Chapter 11: Alien Invasive Plant Species). **Endangered** species are denoted with ***.

USAGE	SCIENTIFIC NAME	COMMON NAME	WATER REQUIREMENT	DISTRIBUTION
PARK, GREENWAY, AND OPEN SPACE TREES - LARGE	Calophyllum inophyllum	kamani	(dry) med-wet	POLYN. INTRO.
	Acacia koa	koa	med-wet	NATIVE (ENDEMIC)
	Artocarpus altilis	‘ulu, breadfruit	(dry) med-wet	POLYN. INTRO.
PARK, GREENWAY, & OPEN SPACE PALM TREES – SMALL	Pritchardia glabrata	dwarf-loulu (W. Maui)	(dry) med-wet	NATIVE (ENDEMIC)
	Pritchardia hillebrandii	loulu, loulu lelo (Molokai)	(dry) med-wet	NATIVE (ENDEMIC)
PARK, GREENWAY, & OPEN SPACE PALM TREES – MEDIUM	Pritchardia arecina	golden loulu (E. Maui)	(dry) med-wet	NATIVE (ENDEMIC)
PARK, GREENWAY, AND OPEN SPACE PALM TREES – LARGE	Cocos nucifera	niu, coconut	dry- med-wet	POLYN. INTRO.
PARKING LOT TREES – 20’ SPREAD	Rauvolfia sandwicensis	hao	Dry-med	NATIVE (ENDEMIC)
	Reynoldsia sandwicensis	‘ohe makai	dry	NATIVE (ENDEMIC)
	Cheirodendron trigynum	‘ōlapa	med-wet	NATIVE (ENDEMIC)
PARKING LOT TREES – 25’ SPREAD	Thespesia populnea**	milo	(dry) med-wet	NATIVE
SOUND/WIND/ VISUAL BARRIERS	Dodonaea viscosa	‘a‘ali‘i	dry-med	NATIVE
	Wikstroemia uva-ursi	‘ākia	dry-med	NATIVE (ENDEMIC)
	Psydrax odorata	alahe‘e	dry-med	NATIVE
	Talipariti tiliaceum	hau	(dry) med-wet	NATIVE
	Abutilon eremitopetalum***	hidden petal abutilon	dry-med	NATIVE (ENDEMIC)
	Cordyline fruticosa	kī, ti	(dry) med-wet	POLYN. INTRO.
	Saccharum officinarum	kō, sugar cane	(dry) med	POLYN. INTRO.
	Hibiscus waimeae***	koki‘o ke‘oke‘o (Kauai)	(dry) med	NATIVE (ENDEMIC)
	Hibiscus immaculatus	koki‘o ke‘oke‘o (Maui & Molokai)	(dry) med-wet	NATIVE (ENDEMIC)
	Hibiscus kokio	koki‘o ‘ula ‘ula	(dry) med-wet	NATIVE (ENDEMIC)
	Senna gaudichaudii	kolomona	dry-med	NATIVE

Table 9-1: Native & Polynesian Introduced Plants – By Usage

Water requirements: Categories in parentheses are too dry for plant natural survival in planting zones. Additional water is required to satisfy plant needs. **HPWRA designations:** ***OVERRIDE* (only kukui, noni, and milo. See Chapter 11: Alien Invasive Plant Species). **Endangered** species are denoted with ***.

USAGE	SCIENTIFIC NAME	COMMON NAME	WATER REQUIREMENT	DISTRIBUTION
SOUND/WIND/ VISUAL BARRIERS	Abutilon menziesii***	ko’oloa ‘ula	dry-med	NATIVE (ENDEMIC)
	Nototrichium sandwicense	kuluī	dry-med	NATIVE (ENDEMIC)
	Gossypium tomentosum	ma’o, Hawaiian cotton	dry-med	NATIVE (ENDEMIC)
	Scaevola chamissoniana	naupaka kuahiwi	med-wet	NATIVE (ENDEMIC)
	Scaevola sericea	naupaka kahakai, beach naupaka	(dry) med	NATIVE
	Schizostachyum glaucifolium	‘ohe, Hawaiian bamboo	(dry) med-wet	POLYN. INTRO.
	Vitex rotundifolia	pōhinahina, beach vitex	(dry) med	NATIVE
	Hibiscus kokio subsp. saintjohnianus	pua’aloalo, koki’o ‘ula’ula	(dry) med-wet	NATIVE (ENDEMIC)
	Osteomeles anthyllidifolia	‘ūlei	dry-med	NATIVE
	Broussonetia papyrifera	wauke	(dry) med	POLYN. INTRO.
GROUND COVERS	Artemisia australis	‘āhinahina	(dry) med-wet	NATIVE (ENDEMIC)
	Artemisia mauiensis	‘āhinahina	dry-med	NATIVE (ENDEMIC)
	Wikstroemia uva-ursi	‘ākia	dry-med	NATIVE (ENDEMIC)
	Sporobolus virginicus	‘aki’aki	(dry) med	NATIVE
	Chamaesyce celastroides	‘akoko	dry-med	NATIVE (ENDEMIC)
	Chamaesyce skottsbergii var. skottsbergii***	‘akoko	dry-med	NATIVE (ENDEMIC)
	Sesuvium portulacastrum	‘ākulikuli, sea purslane	(dry) med-wet	NATIVE
	Peperomia leptostachya	‘ala’ala wai nui, Hawaiian peperomia	dry-med	NATIVE
	Boerhavia repens	alena	dry-med	NATIVE
	Colubrina asiatica	‘ānapanapa	(dry) med-wet	NATIVE
	Alocasia macrorrhiza	‘ape	med-wet	POLYN. INTRO.
	Hedyotis centranthoides	au, pilo	med	NATIVE (ENDEMIC)

Table 9-1: Native & Polynesian Introduced Plants – By Usage

Water requirements: Categories in parentheses are too dry for plant natural survival in planting zones. Additional water is required to satisfy plant needs. **HPWRA designations:** ****OVERRIDE** (only kukui, noni, and milo. See Chapter 11: Alien Invasive Plant Species). **Endangered** species are denoted with ***.

USAGE	SCIENTIFIC NAME	COMMON NAME	WATER REQUIREMENT	DISTRIBUTION
GROUND COVERS	Hedyotis littoralis	au, pilo	(dry) med-wet	NATIVE (ENDEMIC)
	Zingiber zerumbet	‘awapuhi, shampoo ginger	(dry) med-wet	POLYN. INTRO.
	Canavalia molokaiensis***	‘āwikiwiki	(dry) med	NATIVE (ENDEMIC)
	Canavalia pubescens	‘āwikiwiki	dry-med	NATIVE (ENDEMIC)
	Bacopa monnieri	bacopa, ‘ae‘ae	(dry) med-wet	NATIVE
	Bonamia menziesii***	bonamia menziesii	dry-med	NATIVE (ENDEMIC)
	Scaevola coriacea***	creeping naupaka	dry-med	NATIVE (ENDEMIC)
	Cressa truxillensis	cressa	dry-med	NATIVE
	Asplenium nidus	‘ēkaha, bird’s nest fern	med-wet	NATIVE
	Ipomoea tuboides	Hawaiian moon flower	dry-med	NATIVE (ENDEMIC)
	Abutilon eremitopetalum***	hidden petal abutilon	dry-med	NATIVE (ENDEMIC)
	Heliotropium anomalum var. argenteum	hinahina kū kahakai	dry-med	NATIVE
	Discorea bulbifera	hoi, yam	(dry) med-wet	POLYN. INTRO.
	Portulaca lutea	‘ihi	(dry) med-wet	NATIVE
	Portulaca molokiniensis	‘ihi	dry-med	NATIVE (ENDEMIC)
	Santalum ellipticum	‘iliahi	dry-med	NATIVE (ENDEMIC)
	Plumbago zeylanica	‘ilie‘e	dry-med	NATIVE
	Sida fallax	‘ilima papa	dry-med	NATIVE
	Lagenaria siceraria	ipu, gourd	(dry) med	POLY. INTRO.
	Eragrostis monticola	kalamālō	dry-med	NATIVE (ENDEMIC)
Calocasia esculenta	kalo, taro	wet	POLY. INTRO.	
Cordyline fruticosa	ki, ti	(dry) med-wet	POLY. INTRO.	
Senna gaudichaudii	kolomona	dry-med	NATIVE	

Table 9-1: Native & Polynesian Introduced Plants – By Usage

Water requirements: Categories in parentheses are too dry for plant natural survival in planting zones. Additional water is required to satisfy plant needs. **HPWRA designations:** **OVERRIDE (only kukui, noni, and milo. See Chapter 11: Alien Invasive Plant Species). **Endangered** species are denoted with ***.

USAGE	SCIENTIFIC NAME	COMMON NAME	WATER REQUIREMENT	DISTRIBUTION
GROUND COVERS	<i>Bidens hillebrandiana</i> ssp. <i>hillebrandiana</i>	ko’oko’olau,	(dry) med-wet	NATIVE (ENDEMIC)
	<i>Bidens mauiensis</i>	ko’oko’olau,	dry-med	NATIVE (ENDEMIC)
	<i>Abutilon menziesii</i> ***	ko’oloa’ula	dry-med	NATIVE (ENDEMIC)
	<i>Coprosma ernodeoides</i>	kūkaenēnē	dry-med	NATIVE (ENDEMIC)
	<i>Nototrichium sandwicense</i>	kuluī	dry-med	NATIVE (ENDEMIC)
	<i>Nephrolepis exaltata</i>	kupukupu, native sword fern	(dry) med-wet	NATIVE
	<i>Schiedea globosa</i>	mā’oli’oli	med-wet	NATIVE (ENDEMIC)
	<i>Capparis sandwichiana</i>	maiapilo, native caper	dry-med	NATIVE (ENDEMIC)
	<i>Cyperus laevigatus</i>	Makaloa	wet	NATIVE
	<i>Peucedanum sandwicense</i> ***	Makou	(dry) med-wet	NATIVE (ENDEMIC)
	<i>Pipturus albidus</i>	māmaki, Hawaiian tea	med-wet	NATIVE (ENDEMIC)
	<i>Gossypium tomentosum</i>	ma’o, Hawaiian cotton	dry-med	NATIVE (ENDEMIC)
	<i>Fimbristylis cymosa</i> ssp. <i>spathacea</i>	mau’u ‘aki ‘aki, fimbristylis	dry-med	NATIVE
	<i>Psilotum nudum</i>	Moa	(dry) med-wet	NATIVE
	<i>Dubautia scabra</i>	na’ena’e	dry-med	NATIVE (ENDEMIC)
	<i>Myoporum sandwicense</i>	Naio	dry-med	NATIVE
	<i>Vigna marina</i>	nanea	med-wet	NATIVE
	<i>Scaevola chamissoniana</i>	naupaka kuahiwi	med-wet	NATIVE (ENDEMIC)
	<i>Scaevola sericea</i>	naupaka kahakai, beach naupaka	(dry) med	NATIVE
	<i>Lipochaeta connata</i> var. <i>connata</i>	nehe	(dry) med-wet	NATIVE (ENDEMIC)
<i>Lipochaeta rockii</i>	nehe	dry med	NATIVE (ENDEMIC)	
<i>Lipochaeta succulenta</i>	nehe	(dry) med-wet	NATIVE (ENDEMIC)	
<i>Melanthera integrifolia</i>	nehe	(dry) med	NATIVE (ENDEMIC)	

Table 9-1: Native & Polynesian Introduced Plants – By Usage

Water requirements: Categories in parentheses are too dry for plant natural survival in planting zones. Additional water is required to satisfy plant needs. **HPWRA designations:** ****OVERRIDE** (only kukui, noni, and milo. See Chapter 11: Alien Invasive Plant Species). **Endangered** species are denoted with *******.

USAGE	SCIENTIFIC NAME	COMMON NAME	WATER REQUIREMENT	DISTRIBUTION
GROUND COVERS	Melanthera lavarum	nehe	dry-med	NATIVE (ENDEMIC)
	Sesbania tomentosa***	‘ohai	dry-med	NATIVE (ENDEMIC)
	Vaccinium reticulatum	‘ōhelo	dry-med	NATIVE (ENDEMIC)
	Lycium sandwicense	‘ōhelo kai	(dry) med	NATIVE
	Fragaria chiloensis	‘ōhelo papa	(dry) med	NATIVE
	Curcuma longa	‘ōlena, turmeric	(dry) med-wet	POLYN. INTRO.
	Microlepidia strigosa	palapalai	(dry) med-wet	NATIVE
	Phyllanthus distichus	pāmakani mähū	med	NATIVE (ENDEMIC)
	Jacquemontia ovalifolia ssp. sandwicensis	pā‘ūohi‘iaka	dry-med	NATIVE
	Tacca leontopetaloides	pi‘a, arrowroot	(dry) med	POLYN. INTRO.
	Dioscorea pentaphylla	pi‘a, yam	(dry) med-wet	POLYN. INTRO.
	Vitex rotundifolia	pōhinahina, beach vitex	(dry) med	NATIVE
	Ipomoea pes-caprae	pōhuehue, beach morning glory	(dry)-med	NATIVE
	Solanum nelsonii	popolo, beach solanum	dry-med	NATIVE (ENDEMIC)
	Argemone glauca var. glauca	pua kala, Hawaiian poppy	dry-med	NATIVE (ENDEMIC)
	Styphelia tameiameiae	pūkiawe	dry-med	NATIVE
	Ipomoea batatas	‘uala, sweet potato	med-wet	POLYN. INTRO.
	Dioscorea alata	uhi, yam	(dry) med-wet	POLYN. INTRO.
	Dianella sandwicensis	‘uki‘uki	(dry) med	NATIVE
	Osteomeles anthyllidifolia	‘ūlei	dry-med	NATIVE
Scaevola gaudicaudii	yellow naupaka	(dry) med	NATIVE (ENDEMIC)	

CHAPTER 10. IRRIGATION AND WATER CONSERVATION; DROUGHT TOLERANT PLANTS

10.1 OVERVIEW

10.101 The Maui County Department of Water Supply (DWS) is developing landscape irrigation principles to be used as guidelines and water saving tools for residential and commercial customers.

10.2 PURPOSE

10.201 The objective of this chapter is to emphasize efficient and conservative water use in landscape irrigation. Conservation of water can be achieved through wise planning, careful plant selection, proper plant and irrigation installation, and efficient water application.

10.3 WATER APPLICATION AND CONSERVATION

10.301 The irrigation system should be targeted by zones. Lush plantings close to buildings should be irrigated more often while distant plantings with less human activity should be irrigated with a drip system or none at all.

10.4 SEVEN WATER CONSERVATION PRINCIPLES

10.401 Planning and Design

10.401-A Careful design and wise planning can provide sufficient irrigation and yet conserve water. A landscaping or planting design must carefully consider the conditions of the site. Plants best adapted to the climate, temperature, sun, wind, and physical nuances of the site thrive best and require the least expenditures of water, energy, and maintenance. The intensity of human activity dictates plant types selected and amount of water needed.

10.402 Soil Improvement

10.402-A Normal soil horizons are mixed unevenly both vertically and horizontally at construction sites and consequently are difficult to manage. Often hardpans exist and impede drainage. Many urban soils have been compacted by heavy equipment or traffic. Many of the physical and chemical soil properties that plants require for growth are often at less than optimum levels.

10.402-B Soil amendments will help correct poor water infiltration, percolation, and drainage, while improving water holding capacity and nutritional status. Organic amendments meet most of these requirements and improve soil tilth. See 8.201-E and 8.201-F on page 134 for turfgrass and groundcover recommendations.

10.403 Efficient and Zoned Irrigation

10.403-A Grouping plants according to their water requirements and use of zoned irrigation systems eliminates over watering and run-off. Grouping high or medium water requiring plants near swales and water collection basins may provide most of the plant's water needs by natural moisture accumulations rather than irrigation. Conversely, drought tolerant species should be located on southern exposures or at the tops of slopes.

10.404 Limit Turf Area

10.404-A Turfgrass plays a primary role in most landscapes. Although lawns make excellent ground covers, tolerate heavy foot traffic, stabilize slopes, prevent soil erosion, and reduce dust and chemical air pollution, due to their lower height and higher transpiration they require more water. Turfgrass requires high maintenance to look good.

10.405 Use of Mulch

10.405-A Mulches (organic, inorganic, or living) function to buffer soils against climatic extremes. Proper mulching reduces soil heating and water evaporation. It also reduces weeds, or makes their removal easier, and reduces or prevents soil erosion. Mulches should be applied 2-4 inches deep over bare soil or 2-3 inches deep over weed barrier.

10.405-B Organic mulches contribute to the nutritional level and tilth of the soil as they break down. They also enhance the presence of beneficial soil microflora. Organic mulches include plant refuse such as chips and slash from tree trimming operations; composted leaves, grass, and manures; peat moss; and graded bark products.

10.405-C Mulching with coarse organic matter is one of the easiest and most beneficial practices for gradually improving soil structure and plant health.

- 10.405-D Fresh woody organic mulches have a high nitrogen demand for microbial breakdown. Therefore, it may be necessary to apply a source of nitrogen to prevent plant chlorosis (yellowing).
- 10.405-E Inorganic mulches include sized and washed rocks and gravels which come in many sizes, colors, and textures. Impervious sheet plastics covered with either organic or inorganic mulches were popular, but because they prevent gas and water exchange between air and soil they create a water-logged root environment and are not recommended. Synthetic woven products are now preferred. If a situation requires using inorganic mulches, a request in writing for permission from the Maui County Arborist Committee is recommended. Volcanic cinders are permitted unless they become a tripping hazard.
- 10.405-F Living mulches include ground covers and low maintenance grasses. Select hardy drought tolerant species that resist insects and diseases. These species provide the best results and require less maintenance.
- 10.406 Use of Low Water-Demand Plants**
- 10.406-A Landscapers should consider available plants, both exotics and natives that thrive with natural precipitation or small amounts of supplemental water. Many native and exotic plants are drought tolerant or have low water requirements once they are established. Critical to using drought tolerant and low water use plants in the landscape is matching the specific needs of the plants to the environmental conditions and the intensity of human activity at the planting site.

10.407 Appropriate Maintenance

10.407-A The use of all or most of the first six fundamentals will reduce but not eliminate maintenance. Trees, shrubs, ground covers, and turfgrasses are living organisms that require care. Landscapes require timely fertilizing, watering, pruning, pest management, and other cultural practices. Reduced levels of cultural requirements can be achieved if plants are selected for the environment where they are to be planted and with conservation of resources in mind. Landscapes will need periodic checks and servicing of irrigation and sprinkling systems and regular removal of litter. Properly integrated landscapes save water and energy while producing optimum beauty.

10.5 WATER APPLICATION

10.501 An irrigation system planned for irrigating plantings should not be used for dust control except where approved by the Department of Water Supply.

10.502 Where recycled R-1 water is available, it should be used for irrigation rather than potable water. Have the nonpotable water checked for salt and mineral content prior to landscape design and making plant selections.

10.503 Developers are required to conform to water conservation principles presented in this chapter and be responsible for ensuring that water is being applied to plantings and not hardscapes.

10.504 For ease of maintenance and reduction of runoff, ground covers other than lawns are recommended in sloped areas greater than 20 degrees.

10.505 It is recommended that ground covers other than turfgrass be planted in narrow strips of land where "on target" water delivery is difficult due to "over shoot". A drip system can then be used to avoid "over spray".

10.506 It is the responsibility of developers to provide water to plantings at their project site for one year from the date of completion of the project.

10.507 After the initial year, developers need to inform abutting property owners that it is now their responsibility to care for the planting strips between their property line and the curb or street. Sufficient water, fertilizer, and weed control need to be provided in order to adequately maintain the street trees and accompanying plants. Those lots which have not been sold after the one (1) year period shall be the responsibility of the developer.

- 10.508 The amount and frequency of water applied depends on soil texture and season. Clay soils store more water than sandy soils and do not require irrigation as often. Sandy soils need to be irrigated more often but with a lesser amount. When the same amount of water is applied to a sandy soil as to a clay soil, the water will penetrate about twice as deeply in the first.
- 10.509 A suggested watering guide (varies by time of year and site conditions) for newly planted material:
- First Month: Daily (Check under mulch and make determination.)
 - Second and Third Month: Three times a week
 - Fourth to Twelfth Month: Weekly
 - After First Year: Use annual water requirements as listed under characteristics for specific plants, but spread it out over the year.

10.6 PIPED IRRIGATION SYSTEMS

- 10.601 The tremendous variety of tubing, emitters, and controllers make possible water delivery systems that conserve water and minimize vandalism.
- 10.602 Automatically controlled systems with a rain shut off switch are recommended. Rain shut off switches need to be checked periodically because debris may malfunction the device. Manually controlled systems should not be used because water application duration is difficult to control and is time consuming.
- 10.603 It is recommended that conventional sprinklers not be used in areas where their radius of "throw" exceeds the watering distance. Drip, bubblers, low volume sprays, micro emitters, etc., should be used to minimize wasting of water.
- 10.604 Emitters should have matched precipitation rates within each control valve circuit.
- 10.605 Anti-Drain Check Valves Should Be Installed In Strategic Points To Minimize Or Prevent "Low Head" Drainage.
- 10.606 All irrigation systems shall be equipped with a controller capable of multiple programming for separation of turf and non-turf areas, multiple cycle capabilities so as to apply water more than once to an area not to exceed soil infiltration rate, and flexible programming for seasonal modifications.

- 10.607 Trees should be watered separately from other landscape plants unless the irrigation fixtures can deliver the amount of water required to wet just beyond the root zone in the time interval the circuit is on for accompanying plants. Unlike shallow watering, deep watering will encourage deep rooting and avoid hardscape damage. Bubblers, groupings of micro emitters, etc., may be able to provide the volume needed (depth and area wetted) if left on long enough. Under or over irrigating the first year is the primary cause for tree death. Avoid direct irrigation spraying onto tree trunks; a cause for trunk decay.
- 10.608 Turfgrass is usually irrigated with a sprinkler system.
- 10.609 Ground cover and shrubs can be irrigated with a subsurface irrigation system or one laid on the layer of organic mulch. . However, subsurface irrigation is more difficult to monitor and make repairs. The soil type needs to be considered when determining the number of drip lines necessary for required horizontal water movement. Consult with the irrigation supplier regarding the type of installation method to be used and always consider ease of maintenance and avoiding vandalism.

10.7 IRRIGATION MANAGEMENT

- 10.701 Water should be applied so that no runoff occurs.
- 10.702 To improve irrigation efficiency, irrigation frequency and duration shall be set according to the planting's actual water needs. Group plants with similar water requirements together so as to apply water according to their needs.
- 10.703 Electric controllers should be set to water between twelve midnight and 10:00 am to reduce evaporation losses and fungal diseases. Systems need to be inspected and monitored (turned on briefly) during working hours for making necessary repairs and adjustments at least once a month. Where water is being wasted, or not applied as needed, inspect and repair immediately.
- 10.704 Automatic irrigation systems must be governed by a rain shut off valve. The irrigation industry has controllers with soil moisture sensors and evapotranspiration (ET) stations to make for more conservative applications of water. Low flow sprinkler heads, drip systems, and flow sensors with automatic shut-off for unexpected leaks should be incorporated in irrigation designs and upgrades. These and other available

components for conserving water are recommended because water is a limited commodity.

- 10.705 Subsurface watering may be appropriate for irrigating turfgrass. When used, fertilizer injection into the irrigation system may be more appropriate because wetting fertilizers applied to the soil's surface will be difficult.

10.8 LOW WATER USE AND DROUGHT TOLERANT PLANTS

- 10.801 Water is very important at the time of planting and during plant establishment. Drought tolerance is a characteristic of matured plants and indicates the plant's ability to survive periods of no or low water. It does not mean that no water is ever needed. All plants require some water.
- 10.802 Included in Table 10-1 is a listing of drought tolerant plants. Use the Index at the end of this document to locate a plant's listing to obtain its characteristics. Use plant characteristics and planting zones to locate plants in their preferred habitats.

10.9 KEY TO PLANT WATER REQUIREMENTS

- 10.901 **Dry:** Less than 20 inches of water per year - Includes self-sustaining plant materials and natural vegetation with emphasis on plants that require little or no supplemental irrigation after becoming established.
- 10.902 **Medium:** 20-40 inches of water per year - Includes lawns, ground covers, and shrubs.
- 10.903 **Wet:** More than 40 inches of water per year - Includes lush lawns, ground covers, and shrubs.

TABLE 10-1: DROUGHT-TOLERANT PLANTS

Listed By Common Name

STREET TREES - SMALL			
Scientific Name	Common Name	Water Requirement	Distribution
Tournefortia argentea	beach heliotrope, tahinu	dry-rued	NON-NATIVE
Conocarpus erectus	buttonwood, silver buttonwood	dry-med	NON-NATIVE
Ceratonia siliqua	carob	dry-med	NON-NATIVE
Rauvolfia sandwicensis	hao	dry-med	NATIVE (ENDEMIC)
Diospyros sandwicensis	lama	dry-med	NATIVE (ENDEMIC)
Tabebuia impetiginosa	lavender trumpet	dry-med	NON-NATIVE
Guaiacum officinale	lignum vitae	dry-med-wet	NON-NATIVE
Gliricidia sepium	madre de cacao	dry-med	NON-NATIVE
Callistemon citrinus	red bottlebrush, crimson bottlebrush	dry-med	NON-NATIVE
Bolusanthus speciosus	Rhodesian wisteria	dry-med	NON-NATIVE
Eucalyptus platypus	round-leafed moort	dry-med	NON-NATIVE
Eucalyptus stoatei	scarlet pear gum	dry-med	NON-NATIVE
Coccoloba uvifera	sea grape	dry-med	NON-NATIVE
Eucalyptus kruseana	tidy blue	dry-med	NON-NATIVE
Schotia brachypetala	tree fuchsia, schotia	dry-med	NON-NATIVE
STREET TREES - MEDIUM			
Scientific Name	Common Name	Water Requirement	Distribution
Eucalyptus gardneri	blue mallet	dry-med	NON-NATIVE
Cochlospermum vitifolium	buttercup tree	dry-med-wet	NON-NATIVE
Colvillea racemosa	colville's-glory	dry-med-wet	NON-NATIVE
Eucalyptus torquata	coral gum	dry-med	NON-NATIVE
Thespesia grandiflora	maga	dry-med-wet	NON-NATIVE
Reynoldsia sandwicensis	ohe makai	dry	NATIVE (ENDEMIC)
Tabebuia heterophylla	pink tecoma	dry-med-wet	NON-NATIVE
Eucalyptus cinerea	silver dollar eucalyptus	dry-med	NON-NATIVE
Tipuana tipu	tipa	dry-rued	NON-NATIVE
Tabebuia ochracea	yellow trumpet tree	dry-med-wet	NON-NATIVE
PALMS FOR MEDIANS WIDER THAN 15 FT			
Scientific Name	Common Name	Water Requirement	Distribution
Syagrus romanzoffiana	queen palm	dry-med-wet	NON-NATIVE
Coccothrinax barbadensis	silver thatch palm	dry-med	NON-NATIVE

TABLE 10-1: DROUGHT-TOLERANT PLANTS

PARK, GREENWAY, AND OPEN SPACE TREES - SMALL			
Scientific Name	Common Name	Water Requirement	Distribution
<i>Dodonaea viscosa</i>	aalii	dry-med	NATIVE
<i>Psydrax odorata</i>	alahee	dry-med	NATIVE
<i>Tournefortia argentea</i>	beach heliotrope, tahinu	dry-med	NON-NATIVE
<i>Conocarpus erectus</i>	buttonwood, silver buttonwood	dry-med	NON-NATIVE
<i>Ceratonia siliqua</i>	carob	dry-med	NON-NATIVE
<i>Erythrina crista-galli</i>	coral tree	dry-med	NON-NATIVE
<i>Dracaena draco</i>	dragon tree	dry-med	NON-NATIVE
<i>Caesalpinia pulcherrima</i>	dwarf poinciana	dry-med-wet	NON-NATIVE
<i>Pleomele auwahiensis</i>	hala pepe	dry-med	NATIVE (ENDEMIC)
<i>Rauvolfia sandwicensis</i>	hao	dry-med	NATIVE (ENDEMIC)
<i>Nesoluma polynesianum</i>	keahi	dry	NATIVE
<i>Acacia koaia</i>	koaia, koaie	dry-med	NATIVE (ENDEMIC)
<i>Kokia drynarioides</i>	kokio, kokia	dry-med	NATIVE (ENDEMIC)
<i>Senna surattensis</i>	kolomona, scrambled eggs	dry-med	NON-NATIVE
<i>Cordia sebestena</i>	kou haole	dry-med-wet	NON-NATIVE
<i>Diospyros sandwicensis</i>	lama	dry-med	NATIVE (ENDEMIC)
<i>Tabebuia iripetiginosa</i>	lavender trumpet	dry-med	NON-NATIVE
<i>Guaiacum officinale</i>	lignum vitae	dry-med-wet	NON-NATIVE
<i>Gillicidla sepium</i>	madre de cacao	dry-med	NON-NATIVE
<i>Hibiscus brackenridgei</i>	mao hau hele (Hawaii state flower)	dry-med	NATIVE (ENDEMIC)
<i>Gardenia brighamii</i>	nanu, nau	dry-med	NATIVE (ENDEMIC)
<i>Morinda citrifolia</i>	noni, Indian mulberry	dry-med-wet	POLYN. INTRO
<i>Nestegis sandwicensis</i>	olopua	dry-med	NATIVE (ENDEMIC)
<i>Plumeria rubra</i>	plumeria, frangipani	dry-med	NON-NATIVE
<i>Callistemon citrinus</i>	red bottlebrush, crimson bottlebrush	dry-med	NON-NATIVE
<i>Bolusanthus speciosus</i>	Rhodesian wisteria	dry-med	NON-NATIVE
<i>Jatropha integerrima</i>	rose-flowered jatropha	dry-med	NON-NATIVE
<i>Eucalyptus platypus</i>	round-leafed moort	dry-med	NON-NATIVE
<i>Eucalyptus stoatei</i>	scarlet pear gum	dry-med	NON-NATIVE
<i>Coccoloba uvifera</i>	sea grape	dry-med	NON-NATIVE
<i>Callistemon rigidus</i>	stiff bottlebrush	dry-med	NON-NATIVE
<i>Eucalyptus kruseana</i>	tidy blue	dry-med	NON-NATIVE
<i>Schotia brachypetala</i>	tree fuchsia, schotia	dry-med	NON-NATIVE

TABLE 10-1: DROUGHT-TOLERANT PLANTS

PARK, GREENWAY, AND OPEN SPACE TREES - MEDIUM			
Scientific Name	Common Name	Water Requirement	Distribution
<i>Adansonia digitata</i>	baobab, dead rat tree	dry-med	NON-NATIVE
<i>Eucalyptus gardneri</i>	blue mallet	dry-med	NON-NATIVE
<i>Cochlospermum vitifolium</i>	buttercup tree	dry-med-wet	NON-NATIVE
<i>Colvillea racemosa</i>	colville's-glory	dry-med-wet	NON-NATIVE
<i>Eucalyptus torquata</i>	coral gum	dry-med	NON-NATIVE
<i>Noronhia emarginata</i>	Madagascar olive.	dry-med-wet	NON-NATIVE
<i>Thespesia grandiflora</i>	maga	dry-rned-wet	NON-NATIVE
<i>Reynoldsia sandwicensis</i>	ohe makai	dry	NATIVE (ENDEMIC)
<i>Tabebuia heterophylla</i>	pink tecoma	dry-med-wet	NON-NATIVE
<i>Delonix regia</i>	royal poinciana	dry-rued-wet	NON-NATIVE
<i>Eucalyptus cinerea</i>	silver dollar eucalyptus	dry-med	NON-NATIVE
<i>Erythrina variegata</i>	tiger's claw, Indian coral	dry-med	NON-NATIVE
<i>Tipuana tipu</i>	tipa	dry-med	NON-NATIVE
<i>Erythrina sandwicensis</i>	wiliwili	dry-med	NATIVE (ENDEMIC)
<i>Tabebuia ochracea</i>	yellow trumpet tree	dry-med-wet	NON-NATIVE
PARK, GREENWAY, AND OPEN SPACE TREES - LARGE			
Scientific Name	Common Name	Water Requirement	Distribution
<i>Ficus religiosa</i>	bo tree, peepul tree	dry-med-wet	NON-NATIVE
<i>Enterolobium cyclocarpum</i>	earpod tree	dry-med	NON-NATIVE
<i>Eucalyptus tereticornis</i>	forest redgum	dry-med	NON-NATIVE
<i>Eucalyptus salubris</i>	gimlet	dry-rued	NON-NATIVE
<i>Tabebuia donnell-smithii</i>	gold tree, prima vera	drv-rned-wet	NON-NATIVE
<i>Ficus benghalensis</i>	Indian banyan	drv-rned-wet	NON-NATIVE
<i>Ficus elastica</i>	Indian rubber tree	drv-rned-wet	NON-NATIVE
<i>Ficus macrophylla</i>	Moreton bay fig	dry-med-wet	NON-NATIVE
<i>Eucalyptus crebra</i>	narrow-leafed ironbark	dry-med	NON-NATIVE
<i>Cassia grandis</i>	pink shower tree, coral shower tree	dry-med-wet	NON-NATIVE
<i>Eucalyptus sideroxylon</i>	red ironbark	dry-med	NON-NATIVE
<i>Pseudobombax ellipticum</i>	shaving brush tree	dry-med	NON-NATIVE
<i>Tamarindus indica</i>	tamarind	dry-med-wet	NON-NATIVE
<i>Terminalia catappa</i>	tropical almond, false kamani	dry-med-wet	NON-NATIVE
<i>Ficus benjamina</i>	weeping banyan	dry-med-wet	NON-NATIVE
<i>Peltophorum pterocarpum</i>	yellow poinciana	dry-med-wet	NON-NATIVE
PARK, GREENWAY, AND OPEN SPACE PALM TREES - MEDIUM			
Scientific Name	Common Name	Water Requirement	Distribution
<i>Syagrus romanzoffiana</i>	queen palm	dry-med-wet	NON-NATIVE
<i>Coccothrinax barbadensis</i>	silver thatch palm	dry-med	NON-NATIVE

TABLE 10-1: DROUGHT-TOLERANT PLANTS

PARK, GREENWAY, AND OPEN SPACE PALM TREES - LARGE			
Scientific Name	Common Name	Water Requirement	Distribution
Bismarckia nobilis	Bismarck palm	dry-med	NON-NATIVE
Cocos nucifera	niu, coconut	dry-med-wet	POLYN.INTRO
PARKING LOT TREES - 15' SPREAD			
Scientific Name	Common Name	Water Requirement	Distribution
Rauvolfia sandwicensis	hao	dry-med	NATIVE (ENDEMIC)
Tabebuia impetiginosa	lavender trumpet	dry-med	NON-NATIVE
Bolusanthus speciosus	Rhodesian wisteria	dry-med	NON-NATIVE
Schotia brachypetala	tree fuchsia, schotia	dry-med	NON-NATIVE
PARKING LOT TREES - 20' SPREAD			
Scientific Name	Common Name	Water Requirement	Distribution
Conocarpus erectus	buttonwood, silver buttonwood	dry-med	NON-NATIVE
Ceratonia siliqua	carob	dry-med	NON-NATIVE
Guaiacum officinale	lignum vitae	dry-med-wet	NON-NATIVE
Gliricidia sepium	madre de cacao	dry-med	NON-NATIVE
Reynoldsia sandwicensis	ohe makai	dry	NATIVE (ENDEMIC)
Eucalyptus kruseana	tidy blue	dry-med	NON-NATIVE
PARKING LOT TREES - 25' SPREAD			
Scientific Name	Common Name	Water Requirement	Distribution
Eucalyptus gardneri	blue mallet	dry-med	NON-NATIVE
Colvillea racemosa	colville's-glory	dry-med-wet	NON-NATIVE
Thespesia grandiflora	maga	dry-med-wet	NON-NATIVE
Tabebuia heterophylla	pink tecoma	dry-med-wet	NON-NATIVE
Eucalyptus cinerea	silver dollar eucalyptus	dry-med	NON-NATIVE
Tipuana tipu	tipa	dry-med	NON-NATIVE
PARKING LOT TREES - 30' SPREAD			
Scientific Name	Common Name	Water Requirement	Distribution
Cochlospermum vitifolium	buttercup tree	dry-med-wet	NON-NATIVE
Eucalyptus torquata	coral gum	dry-med	NON-NATIVE
Tabebuia donnell-smithii	gold tree, prima vera	dry-med-wet	NON-NATIVE
Tabebuia ochracea	yellow trumpet tree	dry-med-wet	NON-NATIVE
PARKING LOT TREES - 35' SPREAD			
Scientific Name	Common Name	Water Requirement	Distribution
Pseudobombax ellipticum	shaving brush tree	dry-med	NON-NATIVE
Peltophorum pterocarpum	yellow poinciana	dry-med-wet	NON-NATIVE
PARKING LOT TREES - 40' SPREAD			
Scientific Name	Common Name	Water Requirement	Distribution
Delonix regia	royal poinciana	dry-med-wet	NON-NATIVE

TABLE 10-1: DROUGHT-TOLERANT PLANTS

PARKING LOT TREES - 70'+ SPREAD			
Scientific Name	Common Name	Water Requirement	Distribution
<i>Ficus benjamina</i>	weeping banyan	dry-med-wet	NON-NATIVE
SOUND/WIND/VISUAL BARRIERS			
Scientific Name	Common Name	Water Requirement	Distribution
<i>Dodonaea viscosa</i>	aalii	dry-med	NATIVE
<i>Wikstroemia uva-ursi</i>	akia	dry-med	NATIVE (ENDEMIC)
<i>Psydrax odorata</i>	alahee	dry-med	NATIVE
<i>Caesalpinia pulcherrima</i>	dwarf poinciana	dry-med-wet	NON-NATIVE
<i>Abutilon eremitopetalum</i>	hidden petal abutilon	dry-med	NATIVE (ENDEMIC)
<i>Ligustrum japonicum</i>	Japanese privet	dry-med-wet	NON-NATIVE
<i>Senna gaudichaudii</i>	kolornona	dry-med	NATIVE
<i>Senna surattensis</i>	kolomona, scrambled eggs	dry-med	NON-NATIVE
<i>Abutilon menziesii</i>	kooloa ula	dry-med	NATIVE (ENDEMIC)
<i>Nototrichium sandwicense</i>	kului	dry-med	NATIVE (ENDEMIC)
<i>Gossypium tomentosum</i>	mao, Hawaiian cotton	dry-med	NATIVE (ENDEMIC)
<i>Murraya paniculata</i>	mock orange	dry-med-wet	NON-NATIVE
<i>Myoporum sandwicense</i>	naio	dry-med	NATIVE
<i>Carissa rnacrocarpa</i>	natal plum	dry-med-wet	NON-NATIVE
<i>Nerium oleander</i>	oleander	dry-med-wet	NON-NATIVE
<i>Pittosporum tobira</i>	pittosporum	dry-med-wet	NON-NATIVE
<i>Coccoloba uvifera</i>	sea grape	dry-med	NON-NATIVE
<i>Crinum asiaticum</i>	spider lily	dry-med-wet	NON-NATIVE
<i>Osteomeles anthyllidifolia</i>	ulei	dry-med	NATIVE
GROUND COVERS			
Scientific Name	Common Name	Water Requirement	Distribution
<i>Artemisia mauiensis</i>	ahinahina	dry-med	NATIVE (ENDEMIC)
<i>Wikstroemia uva-ursi</i>	akia	dry-med	NATIVE (ENDEMIC)
<i>Chamaesyce celastroides</i>	akoko	dry-med	NATIVE (ENDEMIC)
<i>Chamaesyce skottsbergii</i> var. <i>skottsbergii</i>	akoko	dry-med	NATIVE (ENDEMIC)
<i>Peperomia leptostachya</i>	alaala wai nui, Hawaiian peperomia	dry-med	NATIVE
<i>Boerhavia repens</i>	alena	dry-med	NATIVE
<i>Hippeastrum puniceum</i>	amaryllis	dry-med-wet	NON-NATIVE
<i>Canavalia pubescens</i>	awikiwiki	dry-med	NATIVE (ENDEMIC)
<i>Bonamia menziesii</i>	bonamia menziesii	dry-med	NATIVE (ENDEMIC)
<i>Scaevola coriacea</i>	creeping naupaka	dry-med	NATIVE (ENDEMIC)
<i>Cressa truxillensis</i>	cressa	dry-med	NATIVE
<i>Ipomoea tuboides</i>	Hawaiian moon flower	dry-med	NATIVE (ENDEMIC)
<i>Abutilon eremitopetalum</i>	hidden petal abutilon	dry-med	NATIVE (ENDEMIC)

TABLE 10-1: DROUGHT-TOLERANT PLANTS

GROUND COVERS (Continued)			
Scientific Name	Common Name	Water Requirement	Distribution
<i>Heliotropium anomalum</i> var. <i>argenteum</i>	hinahina ku kahakai	dry-med	NATIVE
<i>Portulaca molokiniensis</i>	ihi	dry-med	NATIVE (ENDEMIC)
<i>Santalum ellipticum</i>	iliahi	dry-med	NATIVE (ENDEMIC)
<i>Plumbago zeylanica</i>	iliee	dry-med	NATIVE
<i>Sida fallax</i>	ilima papa	dry-med	NATIVE
<i>Eragrostis monticola</i>	kalamalo	dry-med	NATIVE (ENDEMIC)
<i>Bidens mauiensis</i>	kookoolau	dry-med	NATIVE (ENDEMIC)
<i>Senna gaudichaudii</i>	kolomona	dry-med	NATIVE
<i>Abutilon menziesii</i>	kooloa ula	dry-med	NATIVE (ENDEMIC)
<i>Coprosma ernodeoides</i>	kukaenene	dry-med	NATIVE (ENDEMIC)
<i>Nototrichium sandwicense</i>	kului	dry-med	NATIVE (ENDEMIC)
<i>Capparis sandwichiana</i>	maiapilo, native caper	dry-med	NATIVE (ENDEMIC)
<i>Gossypium tomentosum</i>	mao, Hawaiian cotton	dry-med	NATIVE (ENDEMIC)
<i>Fimbristylis cymosa</i> ssp. <i>spathacea</i>	mauu aki aki, fimbristylis	dry-med	NATIVE
<i>Dubautia scabra</i>	naenae	dry-med	NATIVE (ENDEMIC)
<i>Myoporum sandwicense</i>	naio	dry-med	NATIVE
<i>Lipochaeta rockii</i>	nehe	dry-med	NATIVE (ENDEMIC)
<i>Melanthera lavarum</i>	nehe	dry-med	NATIVE (ENDEMIC)
<i>Sesbania tomentosa</i>	ohai	dry-med	NATIVE (ENDEMIC)
<i>Vaccinium reticulatum</i>	ohelo	dry-med	NATIVE (ENDEMIC)
<i>Lotus berthelotii</i>	parrot's-beak, coral gem	dry	NON-NATIVE
<i>Jacquemontia ovalifolia</i> ssp. <i>sandwicensis</i>	pauohiaka	dry-med	NATIVE
<i>Solanum nelsonii</i>	popolo, beach solanum	dry-med	NATIVE (ENDEMIC)
<i>Argemone glauca</i> var. <i>glauca</i>	pua kala, Hawaiian poppy	dry-med	NATIVE (ENDEMIC)
<i>Styphelia tameiameia</i>	pukiawe	dry-med	NATIVE
<i>Osteomeles anthyllidifolia</i>	ulei	dry-med	NATIVE

CHAPTER 11. ALIEN INVASIVE PLANT SPECIES

11.1 HAWAII-PACIFIC WEED RISK ASSESSMENT

- 11.101 The University of Hawaii and the United States Department of Agriculture Forest Service created the Hawaii-Pacific Weed Risk Assessment (HPWRA) protocol to identify pest plants in Hawaii. The HPWRA is a modified version of the Australia/New Zealand Weed Risk Assessment method. The screening protocol consists of 49 questions, the answers to which are analyzed in an attempt to predict the invasive potential of a particular plant species. Answers to the HPWRA questions for each plant evaluated were obtained from information sources around the world. Based on the HPWRA results plants are classified, with respect to invasiveness, as “low risk”, “high risk”, or “evaluate further.”
- 11.102 A more detailed description of how the HPWRA was designed and the current screening results (list of plants screened by this process) can be found online at www.hpwra.org. As more plants are screened using the HPWRA, they will be added to the list. Additionally, as more information becomes available for already-screened species, this information will be posted. (Note that new information may change the assessment results.)
- 11.103 Excluded from the analysis were native species to Hawaii.
- 11.104 Even though the Polynesian introduced plants kukui, *Aleurites moluccana*; milo, *Thespesia populnea*; and noni, *Morinda citrifolia*, were determined to be invasive, they are included as “okay to plant” because they have been in Hawaii long enough to have fulfilled their potential for invasiveness and occupy mainly lower elevation areas.
- 11.105 Turfgrasses are invasive when evaluated with the HPWRA instrument. However, because of their important role in reducing and preventing soil erosion and widespread usage in landscapes, the more popular ones used in urban forests are permitted to be planted and are included in Chapter 8, Turfgrass And Ground Covers: Types, Planting, And Care.
- 11.106 Plants that have a HPWRA rating of "low risk" as found in the above web site are recommended for planting on public property owned by Maui County or in projects partially or completely funded by Maui County. It is also suggested that private property owners, and federal and state agencies, plant only these species and thus prevent creating a reservoir of seeds of potentially invasive plants to be spread by wind, birds, or people.

- 11.107 Plants that have an HPWRA rating of “evaluate further” are all right to plant for now, but if proven to be invasive after more information is obtained, they will be disallowed.
- 11.108 All plants in the Maui County Planting Plan (MCP) are either “low risk” or “evaluate further” and therefore all right to plant at the time of this publication.
- 11.109 The www.plantpono.org website contains pictures and names of some noninvasive plants for planting considerations.
- 11.110 Tables at the end of various chapters include species marked with a single asterisk (*). This single asterisk (*) indicates a species needing to be evaluated further, but can be included in landscapes at this time.

11.2 INVASIVE HORTICULTURAL PLANTS IN HAWAII: AN OVERVIEW

- 11.201 One of the major threats to Hawaii's native species and forests is the rampant spread of a large number of invasive alien plant species across the state. These plants displace Hawaii's distinctive native flora, resulting in the loss of diverse native forests that support a large array of native animals. Preservation of native plants and animals that make Hawaii unique requires that we confront the problem of invasive alien plant species.
- 11.202 The ornamental plant trade accounts for the majority of invasive plant introductions to Hawaii. It is important to educate the public about how this has occurred and to inform them that they should avoid using invasive species in landscapes to protect Hawaii's native ecosystems.
- 11.203 What is an invasive species?
 - 11.203-A In addressing the invasive plant threat to our native ecosystems, it is necessary to bear in mind some important distinctions. First, the term alien species refers to a species transported or established outside its native range by the activities of humans, whether done so intentionally or not. This definition does not imply that human dispersal of species is inherently unnatural, but it recognizes that the rate at which humans are homogenizing the world's diverse biota is occurring at a scale previously absent in Earth's evolutionary history. For example, it has been estimated that the rate of new species established in the Hawaiian Islands was approximately one new species every 35,000 years prior to human

arrival in the islands; it is now on the order of 20-30 species per year, an approximately million-fold rate increase. Not all alien species pose a threat to Hawaii's native forests and species; in fact, only a small fraction does. Those that are a problem are called invasive species because they are alien species that significantly disrupt the community structure or proper function of an ecosystem. Of the approximately 13,000 alien species of plants that have been introduced to Hawaii, only about 1% (130 species) has become invasive so far. Biological evidence suggests another 200-300 species already present in the state may become problems in the future. Given these distinctions, it must be emphasized that efforts to protect Hawaii's native ecosystems and species from destructive alien species is focused only on invasive alien species and not all alien species *per se*.

11.204 How do we determine whether a plant species is invasive in Hawaii?

11.204-A Plant invasiveness can be determined in either of two manners. First, we may rely on local evidence of invasiveness, typically indicated by a plant showing numerical dominance, physical dominance, alteration of nutrient or water cycling regimes, or alteration of disturbance regimes in an area. This is the most direct means of demonstrating invasiveness, but reliance on this method is of limited usefulness in protecting Hawaii because by the time evidence of invasiveness is locally available it is typically too late to effectively control the problem. Secondly, one may rely on evidence of the behavior of particular plant species in similar habitats elsewhere. For example, if a particular plant has been shown to be invasive in, say, Fiji, it is likely to be invasive in Hawaii as well because of the similar habitats in the two archipelagos. This method does not guarantee that a particular plant will be invasive in Hawaii but it does make it quite likely to be so. The strength of this line of reasoning is that it can be used proactively to entirely avoid introducing destructive plants to Hawaii or can be used to remove them at an early stage in the invasion process. For example, cogon grass, *Imperata cylindrical*, is widely destructive throughout the Old World tropics and in Florida and, consequently, is banned from importation into Hawaii. Similarly, Chinese privet, *Ligustrum sinense*, is highly invasive in the southeastern United States and in Australia, has started to form dense thickets in a small

area of Kauai, and is, consequently, the target of a campaign to remove it from Kauai before it causes lasting damage.

- 11.204-B With respect to Hawaii, potentially invasive plant species can be divided into several groups: (1) species that do not occur in Hawaii; (2) species not yet widespread anywhere in Hawaii but just beginning to show invasive tendencies here; (3) species already widely invasive somewhere in Hawaii but not widely established on all islands; (4) species which may already occur in Hawaii that do not *yet* show invasive tendencies in Hawaii, but may still have the potential to be invasive in Hawaii; and (5) species that are already widely invasive throughout Hawaii.
- 11.204-C The easiest, cheapest, and most effective way — in fact, often the *only* effective way — to prevent problems caused by invasive species is to simply not bring those species to Hawaii in the first place. A weed risk assessment protocol (*see HPWRA, above*) can help predetermine which species are likely to be problematic, so as to make wise decisions about not introducing these species to the state.
- 11.204-D By not planting species that are not yet widespread anywhere in Hawaii, but just beginning to show invasive tendencies in some places, we can spare some of our islands from suffering the ecological disruptions these species have caused elsewhere in the state. An example is fountain grass, *Pennisetum setaceum*, which has been tremendously destructive so far only on the Big Island because active control programs are working to keep it off or remove it from the other islands. For these species, it is early enough to stop them from becoming major ecological problems everywhere in Hawaii by discontinuing their planting and by removing known plants.
- 11.204-E Species not yet widespread anywhere in Hawaii but just beginning to show invasive tendencies here often are already known to be problems in similar habitats elsewhere in the world. One example of this is Chinese privet, *Ligustrum sinense*, which is highly problematic elsewhere in the world and promises to follow suit in Hawaii.

- 11.204-F There are also species which may already occur in Hawaii that do not yet show invasive tendencies in Hawaii, but may still have the potential to be invasive in Hawaii. There is often a "lag phase" between the time a species is introduced and the time it begins to exhibit invasive tendencies; problematic invasion can occur many decades after initial introduction. A weed risk assessment protocol (see HPWRA, above) would be useful to identify these potentially invasive species so we can take preventive measures by not promoting their use.
- 11.204-G And, of course, there are numerous species that are already widely invasive throughout Hawaii. There is no point to perpetuate the use of these plants in horticulture, if for no other reason than to prevent sending mixed messages when trying to educate the public about not using invasive species in landscaping.
- 11.205 How do most invasive species arrive in Hawaii?
- 11.205-A Invasive species arrive in Hawaii in a variety of ways, but by far the most prevalent method is horticultural use for ornamental purposes. In fact, this single pathway of entry accounts for approximately 70% of all documented invasive plant species in Hawaii. Other pathways of lesser importance include introductions for use as crops, livestock forage, or forestry species, and accidental introduction of weed seeds as contaminants in other products.
- 11.206 What attributes of plants make them invasive?
- 11.206-A A variety of biological attributes of plants serve to make them invasive, but three are of primary importance:
- Propagules (seeds, spores) dispersed by animals or wind.
 - Because plants do not invade native ecosystems by simply pulling up their roots and moving there, it should be clear that plants disperse to new areas via movement of their seeds and spores. These propagules can disperse by a variety of mechanisms, but those propagules adapted to be spread by animals or wind can most easily move long distances. Hence, plants using animals or wind as dispersal mechanisms are capable of quickly invading native ecosystems in areas remote from where the adults themselves are planted. Because of this trait alone, many plants that have animal- or wind-dispersed propagules have high potential to be invasive in Hawaii. All such species should be viewed with caution as

ornamentals. (An exception to this rule is most orchids, which have small wind-dispersed seeds but have not usually been invasive because fertilization generally requires specialized pollinators that are absent from Hawaii. Of course, if orchid pollinators were introduced to Hawaii this situation could change.)

- Wind-dispersed seeds can be identified by the structural features on the seeds that allow them to be carried long distances on light currents. These structures typically consist of either clusters of long hairs, as seen in fireweed, *Senecio madagascariensis*, or wings.
- Animal-dispersed seeds are typically fleshy berries, relatively small in size, and variously colored red, orange, yellow, black, or bluish-black. The dispersers of greatest importance in Hawaii (as elsewhere) are fruit-eating birds, but some mammals, such as pigs, are also important dispersers of some alien plant fruits. A large percentage of Hawaii's invasive plants possess bird-dispersed fruits.
- An additional attribute making some of these plants even more invasive is the capability of growing vegetatively by cuttings. Such plants have the ability to rapidly spread in thick mats and the new populations are accidentally started by humans disposing of unwanted garden waste; such as wedelia, *Sphagneticola trilobata*. Many of the most invasive plants in Hawaii and other oceanic islands can reproduce vegetatively as well as by seed.
- High fecundity.
 - All else being equal, plants that produce many seeds per plant each year are far more capable of quickly invading native ecosystems than are those that produce relatively few seeds per year. For example, miconia, *Miconia calvescens* — which is the subject of a multi-year control effort by state, federal, and private organizations — is capable of producing several million seeds per year per plant, making its rate of population increase explosive and partially accounting for its great threat to Hawaii's forests.

- Rapid growth rate.
 - All else being equal, fast-growing plants that quickly reach maturity will be more invasive and harder to control than slower-growing plants. An outstanding example of the importance of this phenomenon is salvinia, *Salvinia molesta*, a floating aquatic fern, which under ideal conditions is capable of doubling its population size every 2-3 days, quickly choking out water bodies that it infests.

11.3 SUMMARY

11.301 In considering how to stem the flood of plant invasions into Hawaii, it is important to remember that the vast majority of these invasions don't "just happen"; they result from conscious choices made by humans to plant invasive species. Even though it is tempting to think that planting some beautiful tree or shrub in one's backyard, along the street, or in an agricultural lot is harmless, the fact that seeds of many of these plants are widely dispersed by birds or wind means that these seemingly innocuous plantings can easily impact what remains of native Hawaii, even if that impact is not easily seen by the original planter.

11.301-A The prudent choice for the responsible horticulturist is to avoid such invasive plants and, instead, landscape or garden with either native plants or non-invasive Introduced Post Captain Cook plants.

APPENDIX ENTRIES

Appendix A. History of the Maui County Arborist Committee

No	Date	Instrument	Specifics
1	12/ 1/1922	Ordinance 60	<p>“AN ORDINANCE FOR THE PROTECTION OF TREES, PLANTS, AND SHRUBS, PLANTED ALONG PUBLIC HIGHWAYS, OR IN PUBLIC PARKS OF THE COUNTY OF MAUI.”</p> <p>Signed by S. E. Kalama, Chairman and Executive Officer, Board of Supervisors within and for the County of Maui, T. H. The ordinance consisted of one paragraph (somewhat similar to number 4 below) with fines ranging from \$10.00 to \$50.00 for malicious mutilation of county trees, shrubs, and plants. Imprisonment was an option if the fine and costs were unpaid.</p>
2	1975	HRS 58	<p>Establishing County Arborist Advisory Committees Statewide.</p> <p>a. 58, Exceptional Trees. The purpose of this legislation was to consider the importance and value of exceptional trees to the community and to provide for their care and protection in the planning process. HRS 58 states that <i>“Each county of the State shall establish a county arborist advisory committee,....”</i></p> <p>b. See Appendix C, page 207, for a copy of HRS 58.</p>
3	1977	Tree City USA	<p>Jan Dapitan was hired by Mayor Elmer F. Cravalho under contract to write a Recreation Plan for Maui County. She worked with the Maui Outdoor Circle to plant street and park trees that qualified Maui to receive the “Tree City USA” recognition from the National Arbor Day Foundation. The award has been given to Maui annually since 1977, making Maui the oldest Tree City USA in the State of Hawaii. Jan Dapitan was hired as a Maui County employee in 1979.</p>
4	1980	Ordinance 60 became 12.24	<p>“Injuring Trees or Plants”.</p> <p>“Prohibited Acts. A. Whoever shall willfully, maliciously or negligently mutilate, cut down, dig up, burn or otherwise injure any shade or ornamental trees, or other ornamental plant or shrub, growing on any public highway or in any public park of the county, unless the same is authorized by the council of this county or those acting under its authority or by other persons by law authorized, shall be deemed guilty of a misdemeanor and upon conviction thereof may be punished by a fine not less than the sum of ten dollars nor more than fifty dollars.”</p> <p>(The above paragraph is a slightly revised version of the 1922 Ordinance 60 when it became Chapter 12.24 in the 1980 Maui County Code, see Appendix B, page 201).</p>

No	Date	Instrument	Specifics
5	12/23/1981 and 2/28/1983	Bill No. 14; & Ordinance No. 1297	<p>Mayor Hannibal Tavares proposed amending Maui County Code Chapter 12.24 in Bill 14 (1981). He signed ordinance No. 1297 on February 28, 1983. Parts of that ordinance follow:</p> <ul style="list-style-type: none"> a. Title changed from “Injuring Trees or Plants” to: “Policies and Guidelines for the Planting and Protection of Trees”. b. “There shall be a Maui County Arborist Advisory Committee (MCAAC) consisting of seven (7) members who shall be” c. “The Committee shall prepare for recommendation to the mayor and county council a tree plan which shall serve as a guide for the care, preservation, pruning, planting, replanting, removal and disposition of trees in the county.” d. “The Committee shall have the following powers and duties concerning the identification and preservation of exceptional trees.....” <p>The amended 12.24 satisfied the intent of HRS 58. It also gave the MCAAC the assignment of developing a “Maui County Planting Plan” (MCPPI).</p> <p>The MCAAC was placed within Parks and Recreation and Jan Dapitan, Volunteer Action Coordinator, provided its administrative support.</p>
6	9/24/1990	Ordinance 1944	<p>Replaced Maui County Code Chapter 12.24 with 12.24A. Mayor Hannibal Tavares’ signature approved ordinance 1944. The ordinance:</p> <ul style="list-style-type: none"> a. Repealed Chapter 12.24 and replaced it with Chapter 12.24A “Landscape Planting and Beautification”. b. Renamed the MCAAC to the Maui County Arborist Committee (MCAC). Increased the committee membership from seven to nine members. c. Transferred administrative support of the MCAC to the Department of Planning. d. Increased the responsibility of the Director of Parks and Recreation to include “overseeing and coordinating the planting and maintaining of all trees and landscape plantings in public parks and rights-of-way of streets in the county.”
7	4/5/1991	MCPPI Draft	<p>The County Council approved a draft of the First Edition of the Maui County Planting Plan (MCPPI).</p>
8	9/1/1991	First Edition of the MCPPI	<p>Because the First Edition of the Maui County Planting Plan dealt only with trees, some text and appropriate tables, it was published “in house”. A more inclusive edition was being written.</p>
9	10/29/93	Ordinance 2268	<p>By signing this ordinance, Mayor Linda Crockett Lingle authorized MCAC members to be appointed to a second consecutive term. It</p>

No	Date	Instrument	Specifics
			also returned the committee to Parks and Recreation for Administrative support.
10	7/20/1994	MCP Second Edition	This edition contained chapters on trees, turfgrass and groundcovers, Native and Polynesian introduced plants, proper planting methods, irrigation and water conservation, and exceptional trees. It was printed by a commercial company.
11	2/1995		Sue Kiang joined Parks and Recreation Department as its Volunteer Action Coordinator. She provided the MCAC with administrative support.
12	9/9/1996	County Arborist Position	After Arborist Committee members testified on its behalf for many years and worked with the County Personnel Services Office on a job description and salary placement, David I. Sakoda was hired as the first Maui County Arborist.
13	12/2000	MCP reprinted	No changes of text were made. The cover was “off white” in color and the County Logo and wording were in black.
14	3/9/2016	MCP third edition	Because the Arborist Committee wanted more shade along streets, in parks, and especially in parking lots, and wanted to exclude planting of invasive species in public places, this third edition of the Maui County Planting Plan was necessary.
Planting projects the Maui County Arborist Committee partnered with the Maui Outdoor Circle, the Maui Association of Landscape Professionals, and various community groups to beautify Maui’s highways.			
1	11/11/1995		Planted 28 loulou palms, <i>Pritchardia hillebrandii</i> , and 31 royal poinciana, <i>Delonix regia</i> , within Kaahumanu Avenue’s medial strip from the Kaahumanu Shopping Center to the overhead bridge in Wailuku. The second of three phases.
2	July 2002		Planted 35 monkeypod, <i>Samanea saman</i> , 23 royal poinciana, <i>Delonix regia</i> , and 17 kukui nut, <i>Aleurites moluccana</i> , along a two mile stretch of Hana Highway’s eastern shoulder from its Haleakala Highway intersection down to its Pulehu Road intersection; a two mile stretch.
3	June 2015		Planted native trees and ground covers at the Keopuolani Park in Wailuku.

Appendix B: Maui County, Hawaii, Code of Ordinances: Title 12 - STREETS, SIDEWALKS, AND PUBLIC PLACES Chapter 12.24A - LANDSCAPE PLANTING AND BEAUTIFICATION

Chapter 12.24A - LANDSCAPE PLANTING AND BEAUTIFICATION

Sections:

- [12.24A.010 - Purpose.](#)
- [12.24A.020 - Definitions.](#)
- [12.24A.030 - Maui County arborist committee.](#)
- [12.24A.040 - Landscape planting plan.](#)
- [12.24A.050 - Plan reviewer.](#)
- [12.24A.060 - Administration.](#)
- [12.24A.070 - Planting of street trees.](#)
- [12.24A.080 - Planting of park trees.](#)
- [12.24A.090 - Hazardous trees and shrubs.](#)
- [12.24A.100 - Prohibited acts.](#)

12.24A.010 - Purpose.

The purpose of this chapter is to encourage the establishment of landscape planting and to protect, preserve and encourage the planting of trees in the county. It is intended that establishment of landscape planting, with proper maintenance and the protection and preservation of exceptional trees, will contribute to the outstanding environmental and aesthetic quality associated with Maui County.

(Ord. 1944 § 2 (part), 1990)

12.24A.020 - Definitions.

Wherever used in this chapter, unless the context otherwise requires:

"Arborist" means the Maui County arborist.

"Committee" means the Maui County arborist committee.

"Exceptional trees" means a tree or stand or grove of trees with historic or cultural value, or which by reason of age, rarity, location, size, aesthetic quality, or endemic status has been designated by ordinance as worthy of preservation. Exceptional trees may be designated generally by history or individually by location or class or as otherwise provided by law.

"Hazardous tree or shrub" means any tree or shrub which overhangs or encroaches onto any sidewalk, street or other public place in such a way as to impede or interfere with pedestrian or vehicular traffic or travel on such public place, or which obstructs any street lamp, traffic-control device or utility line except for electric power lines.

"Landscape planting" means the establishment of plantings in a comprehensive fashion which is intended to enhance environmental and visual quality.

"Landscape planting plan" means the Maui County landscape planting plan prepared by the committee pursuant to section 12.24A.030 of this chapter.

"Park trees" means trees in areas, other than street rights-of-way, which are owned, controlled or regulated by the county and used for public park or recreational purposes.

"Plan reviewer" means the Maui County arborist committee plan reviewer.

"Public area" means all parks, roads, streets, rights-of-way, and other areas owned, leased, maintained or otherwise under the control and domain of the county.

"Street trees" means all trees planted or growing within the right-of-way of all streets, avenues, roads or highways under the jurisdiction of the county.

"Tree" means any perennial plant with a woody trunk, branches, and leaves.

(Ord. 2268 § 1, 1993; Ord. 1944 § 2 (part), 1990)

12.24A.030 - Maui County arborist committee.

A.

Establishment. There is established a Maui County arborist committee which shall consist of nine members appointed and who may be removed by the mayor with notice to, but without approval by, the county council. The members shall be residents of the county with professional or other interest in landscape beautification. There shall be six nonvoting, ex-officio members consisting of: the arborist, the plan reviewer, the director of parks and recreation, the director of public works and waste management, the director of planning, and the director of housing and human concerns or their respective designees.

B.

Terms and Operations. Section 13-2 of the revised charter of the county shall apply to the committee in the same manner as said provisions apply to boards and commissions recognized by the revised charter; provided that any member may be reappointed to a second consecutive term and provided that any vacancy on this committee shall be filled by appointment by the mayor with notice to, and without approval of, the county council.

C.

Duties and Responsibilities.

1.

The committee shall have prepared for review by the mayor and county council a landscape planting plan which shall serve as a guide for the care, preservation, pruning, planting, replanting, removal and disposition of planted material in public areas throughout the county.

2.

The committee shall serve as a reviewing body for any landscape planting in public parks and street beautification programs.

3.

The committee shall review and make recommendations to the director of planning for his approval or disapproval of proposals that have been reviewed by the plan reviewer and found to be inconsistent with the landscape planting plan.

4.

The committee shall research, prepare and recommend exceptional trees to be protected and appropriate protective ordinances, regulations and procedures to the mayor and county council.

5.

The committee shall review and comment on any rules and regulations of executive agencies governing the planting, replanting, removal and disposition of park and street trees and plantings in the county.

6.

The committee shall identify to the director of parks and recreation any areas within the county where there are no abutting owners to maintain street trees and where the county should maintain or beautify.

7.

The committee, after consultation with the department of public works and waste management and the department of parks and recreation, shall promulgate rules and regulations pursuant to chapter 91 of the Hawaii Revised Statutes for the following:

a.

Practice and procedure for the committee,

b.

Exceptional trees,

c.

Approval of landscape planting proposals,

d.

Planting and care of trees and landscape planting in public parks and streets, including irrigation systems for street trees.

When rules or regulations do not cover a particular circumstance, the committee shall recommend appropriate action.

8.

The committee shall establish a list of exception trees in the county. The list of exceptional trees shall be adopted by the county council and shall be deemed incorporated by reference to this section. The procedures for designating an exceptional tree are as follows:

a.

Any citizen or citizen group may petition the committee to recommend for designation of a particular tree or stand or grove of trees with historic or cultural value, or which by reason of age, rarity, location, size, aesthetic quality or endemic status as worthy of preservation as exceptional tree(s) for the county. The committee shall recommend to the county council for its adoption any addition to the exceptional tree list.

b.

The committee, on at least an annual basis, shall re-examine the designated exceptional trees, and in the event such tree is found to be dangerous or diseased beyond repair, the county council, may remove such tree from the list of exceptional trees.

c.

Upon designation by the county council of an exceptional tree, the committee shall notify the property owner and/or the occupant of the property by registered mail that such designation has been made. Notice shall also be filed with the bureau of conveyances stating that the exceptional tree has been so designated.

(Ord. 2268 § 2, 1993; Ord. 1944 § 2 (part), 1990)

12.24A.040 - Landscape planting plan.

A.

Contents. The landscape planting plan shall be advisory and shall include, but not be limited to, the following:

1. The objectives and policies of the county for the establishment of landscape planting and the preservation and protection of trees in the county;
2. Guidelines for the establishment of landscape planting on streets and in parks;
3. Guidelines for the maintenance and care of landscape planting and exceptional trees in public areas;
4. Contain an official list of street trees;
5. Designate the type of trees which are suitable for planting in the various geographical locations of the county as delineated in the general plan;
6. Identify the types of street trees for planting within the rights-of-way of streets, avenues, roads or highways under the jurisdiction of the county;
7. Identify the types of park trees for planting within public parks and recreational areas under the jurisdiction of the county;

B.

Adoption.

1. The landscape planting plan may consist of separate parts, as determined by the committee, and may be submitted in parts for public hearing, and to the council and mayor as provided for in subsections 12.24A.040(B)(2) and (3) of this chapter.
2. The committee shall hold at least one public hearing on the landscape planting plan prior to its submission to the mayor. Prior to the holding of the public hearing, the landscape planting plan shall be submitted to the council for its review and comment.
3. After holding a public hearing, the landscape planting plan may be amended or approved by the committee and shall take effect upon approval by the mayor.
4. Upon its approval, the landscape planting plan shall serve as an advisory document to all county departments.
5. Any subsequent, substantive change in the landscape planting plan shall be subject to the provisions of subsections 12.24A.040(B)(2) and (3) of this chapter.

(Ord. 1944 § 2 (part), 1990)

12.24A.050 - Plan reviewer.

A.

There shall be a Maui County arborist committee reviewer who will act as liaison between the director of planning and the committee.

B.

The plan reviewer shall review all landscaping proposals and recommend for approval to the director of planning those proposals that are consistent with the landscape planting plan. The plan reviewer shall refer those proposals that are inconsistent with the landscape planting plan to the committee for their review and recommendations, which shall be submitted to the director of planning for approval or disapproval.

(Ord. 2268 § 3, 1993; Ord. 1944 § 2 (part), 1990)

12.24A.060 - Administration.

The department of parks and recreation shall provide staffing, and technical and clerical services as may be required by the committee.

(Ord. 2268 § 4, 1993; Ord. 1944 § 2 (part), 1990)

12.24A.070 - Planting of street trees.

A.

The director of parks and recreation shall be responsible for overseeing and coordinating the planting and maintaining of all trees and landscape plantings in public parks and rights-of-way of streets in the county.

1.

There shall be a Maui County arborist and staff within the department of parks and recreation to plant and maintain trees in the public parks and rights-of-way of streets.

2.

The arborist shall advise the arborist committee on the landscape planting plan and exceptional trees, and shall advise the committee, the public and all agencies in the planting, care and preservation of trees and landscape plantings.

B.

The landowner abutting a street, avenue, road or highway under the jurisdiction of the county may plant a street tree within the county right-of-way abutting the landowner's property with the recommendation of the committee and approval of the directors of public works and waste management and parks and recreation and subject to reasonable conditions consistent with the landscape planting plan.

C.

Any person may plant street trees within the county right-of-way with the recommendation of the committee and approval of the directors of public works and waste management and parks and recreation and subject to reasonable conditions consistent with the landscape planting plan.

D.

Subdivisions.

1.

For any subdivision of property into four or more lots, the director of public works and waste management shall require from the subdivider, a planting plan which identifies the areas where street trees may be planted, so as not to interfere with the health, safety and welfare of the public. The director of public works and waste management shall require the planting of trees in conformance with the approved planting plans, the landscape planting plan and applicable law.

2.

The number of recommended street trees for a subdivision and provisions for their irrigation shall be provided for in accordance with the landscape planting plan.

3.

The director of public works and waste management shall require a plan of irrigation in addition to a description of the number of trees, location, type and sizes and other requirements that are in accordance with the planting plan.

4.

Notwithstanding any provision to the contrary, irrigation systems for street trees shall not require easements when such systems are in the county right-of-way; provided, however, that the landowner abutting the county right-of-way shall execute an agreement, running with the land and recorded with the bureau of conveyances, indemnifying the county against any liability, damages, or claims including property damage or personal injury arising from such systems.

5.

Notwithstanding any provision to the contrary the plans proposed for the subdivision shall be reviewed by the plan reviewer for compliance with the landscape planting plan and approved by the director of planning.

E.

The department of parks and recreation shall be responsible for all general maintenance on street trees that are designated to be maintained by the county except that the property owner abutting any planting strip shall be responsible for watering and occasional fertilizing. The property owner abutting any planting strip shall also be responsible for the maintaining and weeding of the planting strip.

(Ord. 2286 § 5, 1993; Ord. 1944 § 2 (part), 1990)

12.24A.080 - Planting of park trees.

A.

Any person may plant a tree within any park or recreational facility of the county with the permission of the director of parks and recreation consistent with the landscape planting plan.

B.

The department of parks and recreation shall perform all general maintenance on park trees.

(Ord. 1944 § 2 (part), 1990)

12.24A.090 - Hazardous trees and shrubs.

- A. Any hazardous tree or shrub planted on private property shall be trimmed by the owner of the premises on which such tree or shrub grows so that the hazard shall cease.
- B. Any tree or shrub not planted on private property and which interferes with utility lines shall be trimmed by the utility companies whose lines may be affected. Except for electric power lines, private property owners are responsible for trimming trees and shrubs which interfere with utility lines over their property.
- C. When a landowner fails to trim a hazardous tree or shrub pursuant to section 12.24A.090(A), the director of parks and recreation upon being notified of such hazardous condition may notify the owner of record in writing of the hazardous tree or shrub, describing the conditions, and establishing a reasonable time within which corrective steps shall be taken. For the purpose of this chapter, a "reasonable time" shall be no more than fourteen calendar days from the date of mailing of the notification, which mailing shall be by certified mail. In the event that effective steps to correct the dangerous condition are not taken within the time specified, it shall be lawful for the county to abate such condition to the extent necessary to assure compliance with the foregoing requirements. The costs thereof shall be assessed to the responsible owner.
- D. Should the county take action to abate dangerous conditions, the cost of such abatement shall constitute a lien against the property which will run with the land. Notification of the imposition of the lien shall be sent to the owner of record. Failure to discharge such lien shall be enforceable in the same manner as a default in payment of real property taxes.

(Ord. 1944 § 2 (part), 1990)

12.24A.100 - Prohibited acts.

- A. Whoever shall willfully, maliciously or negligently mutilate, cut down, dig up, burn or otherwise injure any street or park tree, or other ornamental plant or shrub, growing on any public way or in any public park of the county, unless authorized by the director of public works where such is located in a public right-of-way or by the director of parks and recreation, where such is located in a county park, shall be deemed guilty of a misdemeanor, and upon conviction, shall be punishable by a fine of one thousand dollars or imprisonment not to exceed one year, or both.
- B. Whoever shall fail to maintain by watering and weeding an abutting street tree or planting strip, or both, pursuant to section 12.24A.070(E) of this chapter, or fail to remove obstructions pursuant to section 12.24A.090 of this chapter shall be deemed guilty of a violation and upon conviction thereof shall be punishable by a fine not exceeding \$500.
- C. Whoever shall willfully, maliciously or negligently mutilate, cut down, dig up, burn or otherwise injure any exceptional tree shall be deemed guilty of a misdemeanor and, upon conviction, shall be punishable by a fine of \$1,000 or imprisonment not to exceed one year, or both.

(Ord. 1944 § 2 (part), 1990)

Appendix C: HRS Chapter 58 (1 through 5) on Exceptional Trees

Section

58-1 Purpose

58-2 County arborist advisory committees; establishment

58-3 County arborist advisory committees; powers and duties

58-4 County protective regulations

58-5 State assistance

[§58-1] Purpose. It is the policy of the State to safeguard exceptional trees from destruction due to improper land development, and the legislature finds that enactment of protective regulations by the counties to accomplish this is a valid and important public purpose. [L 1975, c 105, pt. of §2]

[§58-2] County arborist advisory committees; establishment. Each county of the State shall establish a county arborist advisory committee, which shall be appointed by the mayor and shall include the county planning director, or the director's designee; one member who shall be actively employed in the practice of landscape architecture, and not less than three other members selected on the basis of active participation in programs of community beautification, or research or organization in the ecological sciences, including ethnobotany, or Hawaiiana. [L 1975, c 105, pt. of §2; gen ch 1985]

[§58-3] County arborist advisory committees; powers and duties. For the purposes of this chapter, the county committees shall have the following powers and duties in addition to those delegated by the respective county councils:

- (1) To research, prepare, and recommend to the county council exceptional trees to be protected by county ordinance or regulation.
- (2) To advise property owners relative to the preservation and enhancement of exceptional trees.
- (3) To recommend to the county council appropriate protective ordinances, regulations, and procedures.
- (4) To review all actions deemed by the county council to endanger exceptional trees.

For the purposes of this section, "exceptional trees" means a tree or stand or grove of trees with historic or cultural value, or which by reason of its age, rarity, location, size, esthetic quality, or endemic status has been designated by the county committee as worthy of preservation. The term "exceptional trees" does not apply to trees planted for commercial forestry operations in each county within the State. Exceptional trees may be designated generally by biotaxy or individually by location or class. [L 1975, c 105, pt of §2; am L 1977, c 69, §1]

[§58-4] County protective regulations. Each county shall enact appropriate protective regulations which designate exceptional trees; provide for special county review prior to destruction of exceptional trees, whether by removal or the existence of conditions which lead to the destruction of such trees; provide for site plan review and amendment to protect exceptional trees; and provide for injunctive relief against the removal or destruction of exceptional trees. [L 1975, c 105, pt of §2]

[§58-5] State assistance. The department of land and natural resources and the University of Hawaii shall cooperate with and to the fullest extent possible assist the counties and their respective committees in carrying out this chapter. [L 1975, c 105, pt of §2; am L 1980, c 293, §8]

Appendix D: Exceptional Trees of Maui County

Maui

M-1	Royal Palm (group of 23), <i>Roystonea regia</i>
Location:	Wailuku Elementary School, 355 South High Street, TMK (2) 3-4-007-001
Landowner:	State of Hawaii, Department of Education
Description:	An attractive array of stately trees around school entrance
Dimensions:	Height 50 feet, Diameter 15 inches, Crown Spread 20 feet
M-2	Chinese Banyan, <i>Ficus microcarpa</i>
Location:	Kalana Pakui Building, 250 South High Street, Wailuku, TMK (2) 3-4-008-042
Landowner:	County of Maui, Department of Parks and Recreation
Description:	Large tree planted by Dr. Hilario Moncado in 1937
Dimensions:	Height 65 feet, Diameter 95 inches, Crown Spread 100 feet
M-3	Monkey Pod, <i>Samanea saman</i>
Location:	Ka'ahumanu Church, 103 South High Street, Wailuku, TMK (2) 3-4-014-002
Landowner:	Trustees of the Wailuku Church, Kaahumanu Church, P.O. Box 323, Wailuku, Hawaii 96793
Description:	A large and well-formed specimen
Dimensions:	Height 40 feet, Diameter 143 inches, Crown Spread 144 feet
M-4	West India Locust, <i>Hymenaea courbaril</i>
Location:	Wailuku Sugar Plantation Manager's Home, 2471 Main Street, Wailuku, TMK (2) 3-4-014-060
Landowner:	Kaanapali Kai, Inc., 2145 Wells St., Suite 301, Wailuku, Hawaii 96793
Description:	A large specimen, rare in Hawaii
Dimensions:	Height 75 feet, Diameter 39 inches, Crown Spread 80 feet
M-5	Monkey Pod, <i>Samanea saman</i>
Location:	Wailuku Sugar Plantation Manager's Home, 2471 Main Street, Wailuku, TMK (2) 3-4-014-060
Landowner:	Kaanapali Kai, Inc., 2145 Wells St., Suite 301, Wailuku, Hawaii 96793
Description:	A large and attractive specimen
Dimensions:	Height 50 feet, Diameter 74 inches, Crown Spread 130 feet
M-6	Indian Banyan, <i>Ficus benghalensis</i>
Location:	Lahaina Courthouse Square, listed on National Register of Historic Places, 648 Wharf Street, Lahaina, TMK (2) 4-6-001-009
Landowner:	County of Maui, Department of Parks and Recreation
Description:	A majestic specimen dominating the historic Lahaina courtyard, planted on April 24, 1873, by Sheriff of Lahaina William O. Smith
Dimensions:	Height 50 feet, Diameter 311 inches near ground level (10 trunks), Crown Spread 225 feet
M-7	Breadfruit (Ulu), <i>Artocarpus altilis</i>
Location:	Baldwin House, 120 Dickenson Street, Lahaina, TMK (2) 4-6-008-007
Landowner:	County of Maui, Department of Parks and Recreation
Description:	A tree planted by Rev. Dwight D. Baldwin in the early 1800's
Dimensions:	Height 45 feet, Diameter 33 inches, Crown Spread 36 feet

M-8	Kou, <i>Cordia subcordata</i>
Location:	Baldwin House, 120 Dickenson Street, Lahaina, TMK (2) 4-6-008-007
Landowner:	County of Maui, Department of Parks and Recreation
Description:	A large specimen
Dimensions:	Height 35 feet, Diameter 56.8 inches (3 trunks), Crown Spread 45 feet
M-9	Monkey Pod, <i>Samanea saman</i>
Location:	Hale Paahao, 187 Prison Street, Lahaina, TMK (2) 4-6-008-044
Landowner:	County of Maui, Department of Parks and Recreation
Description:	A large and attractive tree growing on the old Prison grounds
Dimensions:	Height 60 feet, Diameter 69 inches, Crown Spread 100 feet
M-10	California Featherduster Palm, <i>Washingtonia filifera</i>
Location:	Hale Paahao, 187 Prison Street, Lahaina, TMK (2) 4-6-008-044
Landowner:	County of Maui, Department of Parks and Recreation
Description:	An attractive specimen located on the old Prison grounds
Dimensions:	Height 40 feet, Diameter 23 inches (at 4 feet), Crown Spread 12 feet
M-11	Mexican Featherduster, <i>Washingtonia robusta</i>
Location:	Hale Paahao, 187 Prison Street, Lahaina, TMK (2) 4-6-008-044
Landowner:	County of Maui, Department of Parks and Recreation
Description:	An attractive specimen located on the old Prison grounds
Dimensions:	Height 55 feet, Diameter 16 inches (at 4 feet), Crown Spread 10 feet
M-12	Royal Palm, <i>Roystonea regia</i>
Location:	Hale Paahao, 187 Prison Street, Lahaina, TMK (2) 4-6-008-044
Landowner:	County of Maui, Department of Parks and Recreation
Description:	A large and well-formed specimen on the old Prison grounds
Dimensions:	Height 50 feet, Diameter 22 inches (at 4 feet), Crown Spread 17 feet
M-13	Royal Palm (2 rows including 20 trees), <i>Roystonea regia</i>
Location:	Entrance to Lahainaluna High School, the oldest post-secondary school west of the Rocky Mountains, 980 Lahainaluna Road, Lahaina, TMK (2) 4-6-018-005
Landowner:	State of Hawaii, Department of Education
Description:	A stately avenue of palms
Dimensions:	Dimensions (averages): Height 40 feet, Diameter 16 inches, Crown Spread 15 feet
M-14	True Kamani, <i>Calophyllum inophyllum</i>
Location:	Lahainaluna High School, the oldest post-secondary school west of the Rocky Mountains, 980 Lahainaluna Road, Lahaina, TMK (2) 4-6-018-012.
Landowner:	State of Hawaii, Department of Education
Description:	A large, old tree on this historic campus
Dimensions:	Height reduced, Diameter 60 inches, Crown Spread reduced
M-15	'Ohe (2 trees), <i>Tetrasandra hawaiiensis</i>
Location:	D.T. Fleming Arboretum at Pu'u Mahoe, Kanaio, TMK (2) 2-1-009-017
Landowner:	Martha Vockrodt-Moran, P.O. Box 241, Makawao, Hawaii 96768
Description:	Planted by D.T. Fleming
Dimensions:	Dimensions (larger of 2): Height 65 feet, Diameter 35.5 inches (below fork), Crown Spread 45 feet

M-16	Alani, <i>Melicope knudsenii</i>
Location:	D.T. Fleming Arboretum at Pu'u Mahoe, Kanaio, TMK (2) 2-1-009-017
Landowner:	Martha Vockrodt-Moran, P.O. Box 241, Makawao, Hawaii 96768
Description:	Planted in 1953 from seeds gathered from Auwahi slopes of Haleakala
Dimensions:	Height 20 feet, Diameter 9.5 inches, Crown Spread 20 feet
M-17	'Āla'a, <i>Pouteria sandwicensis</i>
Location:	D.T. Fleming Arboretum at Pu'u Mahoe, Kanaio, TMK (2) 2-1-009-017
Landowner:	Martha Vockrodt-Moran, P.O. Box 241, Makawao, Hawaii 96768
Description:	This is the larger of two trees
Dimensions:	Height 25 feet, Diameter 16.5 inches (below fork), Crown Spread 30 feet
M-18	Podocarpus , <i>Afrocarpus falcatus</i> (a male of this species)
Location:	D.T. Fleming Arboretum at Pu'u Mahoe, Kanaio TMK (2) 2-1-009-017
Landowner:	Martha Vockrodt-Moran, P.O. Box 241, Makawao, Hawaii 96768
Description:	Planted by D.T. Fleming
Dimensions:	Height 60 feet, Diameter 47 inches, Crown Spread 55 feet.
M-19	Loulu, <i>Pritchardia forbesiana</i>
Location:	D.T. Fleming Arboretum at Pu'u Mahoe, Kanaio TMK (2) 2-1-009-017
Landowner:	Martha Vockrodt-Moran, P.O. Box 241, Makawao, Hawaii 96768
Description:	This is the largest of four trees
Dimensions:	Height 25 feet, Diameter 10.5 inches, Crown Spread 12 feet
M-20	Rainbow Shower, <i>Cassia x nealiae</i>
Location:	A 6.7 mile stretch of Baldwin Avenue starting at 0.5 miles from intersection with Hana Highway in Paia and ending below 'Ala'a Place in Makawao.
Landowner:	County of Maui, Department of Parks and Recreation, county right of way
Description:	Eighty-five trees planted along Baldwin Avenue right of way by Ethel Baldwin and later by Mayor Hannibal Tavares
Dimensions:	Height 35 feet, Diameter 15 inches, Crown Spread 30 feet
M-21	California Pepper Tree, <i>Schinus molle</i>
Location:	406 Lower Kimo Drive, Kula TMK (2) 2-3-015-020
Landowner:	Harlan Hughes & Judy E. Anderson, 406 Lower Kimo Drive, Kula 96790
Description:	A large and beautiful specimen planted in 1957 by Jack and Loraine Claytor at the first house built on Lower Kimo Drive, (1951), dioecious species Male tree.
Dimensions:	Height 50 feet, Diameter 53 inches, Crown Spread 85 feet
M-22	Jacaranda, <i>Jacaranda mimosifolia</i>
Location:	165 Hanamu Road, c/o Peter and Kathy Baldwin, Makawao, TMK (2) 2-4-010-001
Landowner:	Haleakala Ranch Company, 529 Kealaloa Avenue, Makawao 96768
Description:	The spreading canopy with its purple-blue bloom and pastoral setting is the subject of many artists' canvas
Dimensions:	Height 60 feet, Diameter 63.5 inches, Crown Spread 103 feet
M-23	Kiawe, <i>Prosopis pallida</i>
Location:	Honoapiilani Highway, near Mile Marker 11 oceanside, TMK (2) 3-6-001-013
Landowner:	State of Hawaii, Department of Transportation
Description:	Historic landmark at the ocean's edge with horizontal branch and two dominate lateral branches that reach over the water
Dimensions:	Height 30 feet, Diameter 102 inches, Crown Spread 50 feet

M-24	True Kamani, <i>Calophyllum inophyllum</i>
Location:	Old Hana School, Uakea Road, Hana, TMK (2) 1-4-004-030
Landowner:	Landowner: State of Hawaii, lease to County of Maui
Description:	A very large, more than 90 year old tree fronting Old Hana School
Dimensions:	Height 31 feet, Diameter 72.6 inches, Crown Spread 101 feet
M-25	Monkeypod (stand of 10) <i>Samanea saman</i>
Location:	940 South Kihei Road, TMK (2) 3-9-001-006-0000
Landowner:	Landowner: County of Maui
Description:	Historical value; large shade canopy; aesthetic quality of specimens
Dimensions:	Height average 30 feet, Diameter 16-22 inches, Crown Spread 30 feet
M-26	India Rubber Tree, <i>Ficus elastica</i>
Location:	Souder residence, 3145 Baldwin Avenue, Makawao, TMK (2) 2-4-002-014
Landowner:	Penny K. Souder and Tom Calhoun
Description:	A large and magnificent specimen, at least 90 years old
Dimensions:	Height 56 feet, Diameter 88 inches, Crown Spread 135 feet
M-27	Bermuda Juniper, <i>Juniperus bermudiana</i>
Location:	Souder residence, 3145 Baldwin Avenue, Makawao, TMK (2) 2-4-002-014
Landowner:	Penny K. Souder and Tom Calhoun
Description:	An outstanding specimen, remarkably large for the species and at least 90 years old
Dimensions:	Height 45 feet, Diameter 61 inches, Crown Spread 70 feet
M-28	Ohia Lehua, <i>Metrosideros polymorpha</i>
Location:	Waikamoi Preserve, Haleakala Ranch, TMK (2) 2-3-05-004
Landowner:	Haleakala Ranch
Description:	Aged over 600 years, the largest and oldest know specimen on Maui of this culturally significant species
Dimensions:	Height 80 feet, Diameter 47 inches, Crown Spread 108 feet

Molokai

MO-1	Banyan, <i>Ficus sp.</i>
Location:	Former Pau Hana Inn, 30 Oki Place, Kaunakakai, TMK (2) 5-3-006-028
Landowner:	New Hope International Ministries, 290 Sand Island Access Road, Honolulu, Hawaii 96819
Description:	A large spreading tree with an attractive fluted trunk
Dimensions:	Height 60 feet, Diameter 216 inches, Crown Spread 135 feet

Trees Pending Approval from Maui County Council and Mayor	
M-XX	Loulu Palm, <i>Pritchardia arecina</i>
Location:	D.T. Fleming Arboretum at Pu'u Mahoe, Kanaio, TMK (2) 2-1-009-017
Landowner:	Martha Vockrodt-Moran, P.O. Box 241, Makawao, Hawaii 96768
Description:	Planted by D.T. Fleming
Dimensions:	Dimensions
M-XX	Loulu Palm, <i>Pritchardia forbesiana</i>
Location:	D.T. Fleming Arboretum at Pu'u Mahoe, Kanaio, TMK (2) 2-1-009-017
Landowner:	Martha Vockrodt-Moran, P.O. Box 241, Makawao, Hawaii 96768
Description:	Planted by D.T. Fleming
Dimensions:	Dimensions
M-XX	Halapepe (2 trees), <i>Chrysodracon auwahiensi</i>
Location:	D.T. Fleming Arboretum at Pu'u Mahoe, Kanaio, TMK (2) 2-1-009-017
Landowner:	Martha Vockrodt-Moran, P.O. Box 241, Makawao, Hawaii 96768
Description:	Planted by D.T. Fleming
Dimensions:	Dimensions :
M-XX	Kokio (4 trees), <i>Kokia cookei</i>
Location:	D.T. Fleming Arboretum at Pu'u Mahoe, Kanaio, TMK (2) 2-1-009-017
Landowner:	Martha Vockrodt-Moran, P.O. Box 241, Makawao, Hawaii 96768
Description:	Planted by D.T. Fleming, 4 of the only 5 individuals of <i>Kokia cookie</i> in existence.
Dimensions:	Dimensions (larger of 2): Height 65 feet, Diameter 35.5 inches (below fork), Crown Spread 45 feet

PLANT INDEX -LISTING BY SCIENTIFIC AND COMMON NAME

Not all listings below have Hawaiian diacritical markings. For proper diacritical marks for native plants, see Table 9-1: Native & Polynesian Introduced Plants. Lowercase entries are common names.

A

aalii ('a'ali'i).....	33, 122, 168, 170, 183, 186
Abutilon eremitopetalum	
hidden petal abutilon	125, 158, 170, 172, 186
Abutilon menziesii	
kooloa ula	126, 160, 171, 173, 186, 187
Acacia koa	
koa	35, 50, 168, 170, 183
Acacia koaia	
koaia, koaie.....	35, 168, 183
acalypha.....	122
Acalypha godseffiana	
acalypha.....	122
Acalypha hispida	
chenille plant	123
Acalypha wilkesiana	
copper leaf, beef steak, Jacob's coat	123
Adansonia digitata	
baobab, dead rat tree	42, 184
Afrocarpus falcatus	
podocarpus, African fern pine	26, 46, 129, 211
Agathis robusta	
Queensland kauri.....	51
Aglaiia odorata	
Chinese rice flower, mock lime.....	34, 123
aglaonema	151
Aglaonema commutatum	
aglaonema	151
ahinahina ('āhinahina)	156, 171, 186
akia ('ākia).....	122, 156, 170, 171, 186
akiaki ('aki'aki)	156, 171
akoko ('akoko)	156, 171, 186
akulikuli ('ākulikuli), sea purslane	156, 171
alaala wai nui ('ala'ala wai nui), Hawaiian peperomia	156, 171, 186
alahee (alahe'e)	33, 122, 168, 170, 183, 186
alena	157, 171, 186
Aleurites moluccana	
kukui	18, 32, 44, 169, 189, 199
alibangbang.....	19, 33, 75
Allocasuarina verticillata	
ironwood (long leaf)	50
aloalo	151
Alocasia macrorrhiza	
ape	157, 171
Alpinia purpurata	
red ginger	129
amaryllis.....	151, 186

Amherstia nobilis	
pride of Burma, amherstia.....	46, 81
anapanapa ('ānapanapa)	157, 171
Andira inermis	
partridge wood	20, 39
ape ('ape).....	157, 171
Arachis pintoii	
golden glory, perennial peanut, pinto peanut	152
Araucaria columnaris	
Cook pine.....	49, 105
Araucaria heterophylla	
Norfolk Island pine.....	51
Archontophoenix cunninghamiana	
Seaforthia palm	56
areca, golden-fruited palm	122
Argemone glauca var. glauca	
pua kala, Hawaiian poppy.....	164, 187
arrowroot.....	174
Artemisia australis	
ahinahina	156, 171
Artemisia mauiensis	
ahinahina	156, 171, 186
artillery plant.....	151
Artocarpus altilis	
ulu, breadfruit.....	52, 170, 209
Artocarpus heterophyllus	
jack fruit.....	44
Artocarpus odoratissimus	
marang.....	45
Asplenium nidus	
ekaha, bird's nest fern	158, 172
au, pilo	157, 171, 172
Australian flame tree	23, 42, 77
awa ('awa).....	33, 168
awapuhi ('awapuhi), shampoo ginger.....	157, 172
awikiwiki ('āwikiwiki)	157, 172, 186
AZ-1 Kikuyugrass	147

B

baby rubber plant	151
Bacopa monnieri	
bacopa, aeae.....	157, 172
bacopa, aeae ('ae'ae).....	157, 172
bamboo.....	122, 171
bamboo palm, lady palm	122
Bambusa multiplex	
dwarf bamboo, hedge bamboo	124

Bambusa vulgaris
 common bamboo, feathery bamboo..... 123

banana shrub, ainhau 33

banyan 108, 109

baobab, dead rat tree 42, 184

Barringtonia asiatica
 hutu 44

Bauhinia hookeri
 alibangbang 19, 33, 75

Bauhinia tomentosa
 yellow bauhinia..... 22, 41, 76

Bauhinia variegata 'Candida'
 white orchid tree 27, 48, 82

Bauhinia x blakeana
 Hong Kong orchid tree..... 24, 44, 80

beach gardenia, pua pua, wut..... 49, 83

beach heliotrope, tahinu..... 19, 33, 182, 183

Bermudagrass, manienie 147

Bidens hillebrandiana ssp. *hillebrandiana*
 kookoolau 159

Bidens mauiensis
 kookoolau 160, 173, 187

Bismarck palm..... 56, 185

Bismarckia nobilis
 Bismarck palm 56, 185

Black Jack Bermudagrass 147

bloodwood..... 49

blue daze..... 151

blue latan palm 28, 54

blue mallet 23, 42, 79, 182, 184, 185

blue marble tree 49

bo tree, peepul tree 49, 184

Boerhavia repens
 alena 157, 171, 186

Bolusanthus speciosus
 Rhodesian wisteria 21, 39, 75, 182, 183, 185

bonamia menziesii 158, 172, 186

Bonamia menziesii
 bonamia menziesii 158, 172, 186

bottle palm 28, 53

Brachychiton acerifolius
 Australian flame tree 23, 42, 77

breadfruit..... 8

Breynia disticha
 snowbush..... 130

Broussonetia papyrifera
 wauke 131, 171

brown pine..... 23, 42

Brownea macrophylla
 rouge puff 26, 47, 81

Brunfelsia americana
 lady of the night..... 36, 127

Brunfelsia australis
 yesterday, today, and tomorrow 41, 131

Bucida buceras
 geometry tree..... 24, 43, 79

bush thunbergia..... 122

buttercup tree..... 23, 42, 83, 182, 184, 185

buttonwood, silver buttonwood..... 19, 33, 77, 182, 183, 185

C

cacao 33

Caesalpinia pulcherrima
 dwarf poinciana 35, 124, 183, 186

calabash tree..... 33

Calliandra haematocephala
 lehua haole 37, 127

Callistemon citrinus
 red bottlebrush, crimson bottlebrush 21, 39, 182

Callistemon rigidus
 stiff bottlebrush 40, 183

Callistemon viminalis
 weeping bottlebrush 48

Calophyllum inophyllum
 kamani 50, 170, 210, 212

Canavalia molokaiensis
 awikiwiki 157, 172

Canavalia pubescens
 awikiwiki 157, 172, 186

Capparis sandwichiana
 maiapilo, native caper 160, 173, 187

Caribbee royal palm, cabbage palm..... 56

caricature plant..... 122

Carissa macrocarpa
 natal plum..... 128, 154

Carissa macrocarpa 'Prostrata'
 prostrate natal plum 154

carob 19, 34, 77, 182, 183, 185

Carpentaria acuminata
 Carpentaria palm 56

Carpentaria palm 56

Caryota mitis
 fishtail palm 29, 54

Cassia bakeriana
 Baker's shower tree 23, 42, 83

cassia bark tree 49

Cassia fistula
 golden shower tree..... 24, 43, 79

Cassia grandis
 pink shower tree, coral shower tree..... 51, 184

Cassia javanica
 pink/white shower tree 26, 46

Cassia x nealiae
 rainbow shower tree 26, 46, 83, 109, 110, 211

Catalpa longissima
 yokewood 27, 48, 82

Catharanthus roseus
 Madagascar periwinkle..... 153

Ceiba pentandra
 kapok, silk-cotton tree..... 50

centipedegrass 147

Ceratonia siliqua
 carob 19, 34, 77, 182, 183, 185

Chamaesyce celastroides
 akoko 156, 171, 186

Chamaesyce skottsbergii var. *skottsbergii*
 akoko 156, 186
Chamelaucium uncinatum
 Geraldton wax flower 35
Cheirodendron trigynum
 olapa 20, 38, 78, 168, 169, 170
 chenille plant 123
 Chinese fan palm 28, 29, 54
 Chinese rice flower, mock lime 34, 123
Chlorophytum comosum
 spider plant 154
Cinnamomum aromaticum
 cassia bark tree 49
Coccoloba uvifera
 sea grape 21, 40, 130, 182, 183, 186
Coccothrinax barbadensis
 silver thatch palm 30, 55, 182, 184
Cochlospermum vitifolium
 buttercup tree 23, 42, 43, 79, 83, 182, 184, 185
Cochlospermum vitifolium 'Pena'
 double buttercup tree 23, 43, 79
 coconut 102, 117, 118
Cocos nucifera
 niu, coconut 56, 117, 170, 185
Codiaeum variegatum
 croton 123
Colocasia esculenta
 kalo, taro 159
Colubrina asiatica
 anapanapa 157, 171
Colvillea racemosa
 colville's-glory 23, 42, 79, 109, 182, 184, 185
 common bamboo, feathery bamboo 123
 Confederate jasmine, maile haole 151
Conocarpus erectus
 buttonwood, silver buttonwood 19, 33, 77, 182, 183, 185
 Cook pine 8, 49, 105
 copper leaf, beef steak, Jacob's coat 123
Coprosma ernodeoides
 kukaenene 160, 173, 187
 coral gum 23, 42, 83, 182, 184, 185
 coral hibiscus 123
 coral tree 34, 183
Cordia lutea
 yellow geiger, Peruvian cordia 22, 41, 76
Cordia sebestena
 kou haole 19, 36, 75, 183
Cordia subcordata
 kou 44, 167, 169, 210
Cordyline fruticosa
 ki, ti 125, 159, 170, 172
Corymbia intermedia
 bloodwood 49
 crape myrtle 19, 34
 creeping Charlie, Swedish ivy 151
 creeping naupaka 158, 172, 186
 crepe jasmine, paper gardenia 34, 123

Crescentia cujete
 calabash tree 33
cressa 158, 172, 186
Cressa truxillensis
 cressa 158, 172, 186
Crinum asiaticum
 spider lily 130, 186
 croton 123
 Cuban royal palm 56
 cup and saucer, Chinese hat 123
Cuphea hyssopifolia
 false heather, Mexican heather 152
Curcuma longa
 olena, tumeric 163, 174
Cynodon dactylon
 Bermudagrass, manienie 147, 148
Cynodon dactylon 'Black Jack'
 Black Jack Bermudagrass 147
Cyperus laevigatus
 makaloa 160, 173
Cyrtostachys renda
 red sealing wax palm 53

D

daylily 152
Delonix regia
 royal poinciana 47, 85, 109, 110, 184, 185, 199
Dianella sandwicensis
 ukiuki 164, 174
Dictyosperma album var. *album*
 princess palm 29, 55
Dioscorea alata
 uhi, yam 164, 174
Dioscorea bulbifera
 hoi, yam 158
Dioscorea pentaphylla
 pia, yam 163, 174
Diospyros sandwicensis
 lama 19, 36, 168, 169, 182, 183
Dodonaea viscosa
 aalii 33, 122, 168, 170, 183, 186
 Dona Aurora mussaenda 34, 124
 Dona Luz mussaenda 34, 124
 Dona Trining mussaenda 34, 124
 double buttercup tree 23, 43, 79
Dracaena draco
 dragon tree 34, 183
Dracaena marginata
 money tree 124, 127
Dracaena marginata 'Tricolor'
 dracaena tricolor 124
 dracaena tricolor 124
 dragon tree 34, 183
 drawf-loulu (W. Maui) 53
Dubautia scabra
 naenae 161, 173, 187

dwarf bamboo, hedge bamboo 124
dwarf brassaia, dwarf umbrella 124
dwarf date palm 53
dwarf poinciana 35, 124, 183, 186
dwarf-loulu (W. Maui) 170
Dypsis decaryi
 triangle palm 30, 55
Dypsis lutescens
 areca, golden-fruited palm 122

E

earpod tree 49, 184
ekaha ('ĕkaha), bird's nest fern 158, 172
Elaeocarpus angustifolius
 blue marble tree 49
Elaeodendron orientale
 false olive 24, 43, 79
Emerald zoysiagrass 147
Enterolobium cyclocarpum
 earpod tree 49, 184
Eragrostis monticola
 kalamalo 159, 172, 187
Eremochloa ophiuroides
 centipedegrass 147
Eriobotrya japonica
 loquat 37
Erythrina crista-galli
 coral tree 34, 183
Erythrina sandwicensis
 wiliwili 48, 169, 184
Erythrina variegata
 tiger's claw, Indian coral 47, 48, 130, 184
Erythrina variegata 'Tropic Coral'
 tropic coral 48, 130
Eucalyptus cinerea
 silver dollar eucalyptus 26, 47, 81, 182, 184, 185
Eucalyptus crebra
 narrow-leaved ironbark 51, 184
Eucalyptus deglupta
 rainbow eucalyptus, mindanao gum 51
Eucalyptus gardneri
 blue mallet 23, 42, 79, 182, 184, 185
Eucalyptus kruseana
 tidy blue 21, 41, 78, 182, 183, 185
Eucalyptus platypus
 round-leaved moort 21, 40, 182, 183
Eucalyptus salubris
 gimlet 49, 184
Eucalyptus sideroxylon
 red ironbark 51, 184
Eucalyptus stoatei
 scarlet pear gum 21, 40, 182, 183
Eucalyptus tereticornis
 forest redgum 49, 184
Eucalyptus torquata
 coral gum 23, 42, 83, 182, 184, 185

Evolvulus glomeratus subsp. grandiflorus
 blue daze 151

F

Fagraea berteroa
 pua kenikeni 39
false eranthemum 124
false heather, Mexican heather 152
false olive 24, 43, 79
fern tree 8, 43
Ficus benghalensis
 Indian banyan 50, 184, 209
Ficus benjamina
 weeping banyan 52, 86, 184, 186
Ficus elastica
 Indian rubber tree 50, 184, 212
Ficus lyrata
 fiddle leaf fig 24, 43, 84
Ficus macrophylla
 Moreton bay fig 51, 184
Ficus religiosa
 bo tree, peepul tree 49, 184
Ficus tikoua
 Waipahu fig 155
fiddle leaf fig 24, 43, 84
Fiji/Tonga fan palm 28, 29, 54
Filicium decipiens
 fern tree 43
Fimbristylis cymosa ssp. spathacea
 mauu aki aki, fimbristylis 161, 187
firecracker plant, coral plant 152
fishtail palm 29, 54
forest redgum 49, 184
foxtail palm 29, 54
Fragaria chiloensis
 ohelo papa 163, 174

G

Galphimia gracilis
 rain of gold 129
gardenia 125
Gardenia brighamii
 nanu, nau 38, 169, 183
Gardenia jasminoides
 gardenia, Cape jasmine 125, 153
Gardenia jasminoides 'Radicans'
 prostrate gardenia 153
Gardenia taitensis
 tiare, Tahitian gardenia 40, 130
Gardenia thunbergia
 tree gardenia, starry gardenia 22, 41, 76
gardenia, Cape jasmine 125

Gazania rigens var. *leucoleana*
 trailing gazania..... 155
geometry tree 24, 43, 79
 Geraldton wax flower 35
 giant crape myrtle..... 24, 43, 79
 gimlet 49, 184
Gliricidia sepium
 madre de cacao 20, 37, 77, 182, 185
 gold tree, primavera 50, 83
 golden glory, perennial peanut, pinto peanut 152
 golden loulou (E. Maui)..... 29, 54
 golden shower tree..... 24, 43, 79
Gossypium tomentosum
 mao, Hawaiian cotton..... 127, 161, 171, 173, 186, 187
Graptophyllum pictum
 caricature plant 122
Guaiacum officinale
 lignum vitae 20, 37, 182, 183, 185
Guettarda speciosa
 beach gardenia, pua pua, wut 49, 83

H

hala pepe 35, 168, 183
hala, pandanus..... 43, 169
 hao 35, 75, 168, 170, 182, 183, 185
Harpullia pendula
 tulipwood 27, 48, 78
 hau 35, 125, 168, 170
 hau kuahiwi (Big Island) 35, 168
 Hawaiian moon flower..... 158, 172, 186
 Hawaiian tea 173
Hedyotis centranthoides
 au, pilo 157, 171
Hedyotis littoralis
 au, pilo 157, 172
Heliotropium anomalum var. *argenteum*
 hinahina ku kahakai 158, 187
Hemerocallis aurantiaca
 daylily..... 152
Hemerocallis citrina
 long yellow daylily 153
Hemerocallis lilioasphodelus
 lemon lily 152
Hemerocallis thunbergii
 late yellow daylily 152
Hemigraphis alternata
 metallic plant 153
Heritiera littoralis
 looking glass tree..... 20, 37, 77
Hernandia nymphaeifolia
 lantern tree, jack in the box, bing-a-bing..... 24, 44, 80
Hibiscadelphus giffardianus
 hau kuahiwi (Big Island)..... 35, 168
hibiscus 125
Hibiscus brackenridgei
 mao hau hele (Hawaii state flower)..... 38, 169, 183

Hibiscus calyphyllus
 aloalo 151
Hibiscus immaculatus
 kokio keokeo (Maui & Molokai)..... 36, 126, 168, 170
Hibiscus kokio
 kokio ula ula..... 36, 126, 129, 164, 169, 170, 171
Hibiscus kokio subsp. *saintjohnianus*
 pualoalo, kokio ulaula 129, 164
Hibiscus rosa-sinensis
 hibiscus 125
Hibiscus schizopetalus
 coral hibiscus 123
Hibiscus syriacus
 rose of sharon 130
Hibiscus waimeae
 kokio keokeo (Kauai)..... 36, 126, 168, 170
hidden petal abutilon..... 125, 158, 170, 172, 186
 Hilograss..... 147
 hinahina ku kahakai (hinahina kū kahakai) 158, 172, 187
Hippeastrum puniceum
 amaryllis..... 151, 186
 Hispaniolan rosy trumpet tree 24, 43, 77
 hoawa (hō'awa) 35, 168
 hoi, yam 158, 172
 Hollywood twisted juniper 44, 125
Holmskioldia sanguinea
 cup and saucer, Chinese hat 123
 Hong Kong orchid tree 24, 44, 80
Howea forsteriana
 kentia palm 53
 hutu..... 44
Hyophorbe lagenicaulis
 bottle palm 28, 53

I

ihi ('ihi) 158, 159, 172, 187
iliahi ('iliahi) 159, 172, 187
iliee ('ilie'e)..... 159, 172, 187
ilima ('ilima) papa..... 159, 172, 187
 Indian banyan 50, 184
 Indian rubber tree 50, 184
Ipomoea batatas
 uala, sweet potato 164, 174
Ipomoea horsfalliae
 Kuhio vine 126
Ipomoea pes-caprae
 pohuehue, beach morning glory..... 163, 174
Ipomoea tuboides
 Hawaiian moon flower..... 158, 172, 186
 ipu, gourd..... 159, 172
 ironwood (long leaf)..... 50
 ivory cane palm 53
 ivory nut palm 56
 ivy-leaf geranium 152
Ixora coccinea
 red ixora..... 129

J

jacaranda 50, 85
 Jacaranda mimosifolia
 jacaranda 50, 85, 211
 jack fruit 44
 Jacquemontia ovalifolia ssp. sandwicensis
 pauhiiaka 163, 187
 Japanese privet 125, 186
 Jasminum humile 'Mesnyi'
 yellow jasmine 131
 Jasminum multiflorum
 star jasmine 154
 Jatropha integerrima
 rose-flowered jatropha 40, 183
 Joannis palm, Fiji ivory palm 29, 54
 Juniperus chinensis ssp. torulosa
 Hollywood twisted juniper 44, 125
 Justicia brandegeana
 shrimp plant 154

K

kalamalo (kalamālō) 159, 172, 187
 kalo, taro 159, 172
 kamani 50, 170
 kapok, silk-cotton tree 50
 keahi 35, 168, 183
 kentia palm 53
 ki (kī), ti 125, 159, 170, 172
 Kigelia africana
 sausage tree 47
 ko (kō) 170
 ko (kō), sugar cane 125, 170
 Koa 50, 170
 koaia (koai'a), koaie (koai'e) 35, 183
 Kokia drynarioides
 kokio, kokia 36, 168, 183
 kokio (koki'o) keokeo (ke'oke'o)
 (Kauai) 36, 126, 168, 170
 (Maui & Molokai) 36, 126, 168, 170
 kokio (koki'o), kokia 36, 168, 183
 kokio ula ula (koki'o 'ula'ula) 36, 126, 169
 kolea (kōlea) 36, 169
 kolomona 36, 126, 160, 170, 172, 183, 186, 187
 kookoolau (ko'oko'olau) 159, 160, 173, 187
 kooloa ula (ko'oloa 'ula) 126, 160, 171, 186, 187
 kou 19, 36, 44, 75, 167, 169, 183
 kou haole 19, 36, 75, 183
 Kuhio vine 126
 kukaenene (kūkaenēnē) 160, 173, 187
 kukui 18, 44, 169, 189, 199
 kului (kulu'i) 126, 160, 171, 173, 186, 187
 kupukupu, native sword fern 160, 173

L

lady of the night 36, 127
 Lageraria siceraria
 ipu, gourd 159, 172
 Lagerstroemia indica
 crape myrtle 19, 34
 Lagerstroemia speciosa
 giant crape myrtle 24, 43, 79
 lama 19, 36, 168, 169, 182, 183
 lantern tree, jack in the box, bing-a-bing 24, 44, 80
 Latania loddigesii
 blue latan palm 28, 54
 late yellow daylily 152
 lauae fern 152
 lavender trumpet 19, 37, 75, 182, 183, 185
 lechoso 20, 37, 75
 lehua haole 37, 127
 lemon lily 152
 lignum vitae 20, 37, 182, 183, 185
 Ligustrum japonicum
 Japanese privet 125, 186
 Lipochaeta connata var. connata
 nehe 162
 Lipochaeta rockii
 nehe 162, 173, 187
 Lipochaeta succulenta
 nehe 162, 173
 Liriope muscari
 liriope, lilyturf 153
 liriope, lilyturf 153
 Livistona chinensis
 Chinese fan palm 28, 29, 54
 Livistona rotundifolia
 Sadang palm 30, 55
 long yellow daylily 153
 Loniceria x heckrottii
 pink honeysuckle 153
 looking glass tree 20, 37, 77
 Lophostemon confertus
 vinegar tree, brush box, Brisbane box 52
 loquat 37
 Lotus berthelotii
 parrot's-beak, coral gem 153, 187
 loulou, loulou lelo (Molokai) 170
 loulou, loulou-lelo (Molokai) 28, 53, 168
 Lycium sandwicense
 ohelo kai 162, 174

M

Madagascar olive 44, 184
 Madagascar periwinkle 153
 madre de cacao 20, 37, 77, 182, 183, 185
 maga 25, 45, 80, 182, 184, 185
 magnolia 25, 45, 50, 75

Magnolia grandiflora
 magnolia 25, 45, 50, 75
 Magnolia grandiflora 'Little Gem'
 magnolia little gem 25, 45, 75
 magnolia little gem 25, 45, 75
 mahogany 25, 45, 80
 mai'a, banana 33, 37, 102, 169
 maiapilo, native caper 160, 173, 187
 majesty palm 56
 Majidea zaquebarica
 mgambo, velvet seed, black pearl 20, 38, 77
 makaloa 160
 makou 161
 Malabar chestnut 37
 Malvaviscus penduliflorus
 turk's cap 130
 mamaki (māmaki), Hawaiian tea 161, 173
 mamane (mamane) 38, 169
 manele (mānele), soapberry 45, 169
 Manila palm 28, 53
 Manilagrass 147
 mao (ma'o) hau hele (Hawaii state flower) 38, 169, 183
 mao (ma'o), Hawaiian cotton ... 127, 161, 171, 173, 186, 187
 maolioli (mā'oli'oli) 160
 marang 45
 Mascarenegrass, Japanese templegrass 147
 mast tree 127
 mauu aki aki (mau'u 'aki 'aki), fimbriatylis 161, 173, 187
 Melanthera integrifolia
 nehe 162, 173
 Melanthera lavarum
 nehe 162, 174, 187
 metallic plant 153
 Metrosideros polymorpha
 ohia lehua 20, 38, 168, 169, 212
 Metroxylon amicarum
 ivory nut palm 56
 Mexican pterocarpus 38
 Mexican weeping bamboo 127
 Meyer zoysiagrass 147
 mgambo, velvet seed, black pearl 20, 38, 77
 Michelia champaca
 mulang, orange champak 25, 45, 80
 Michelia figo
 banana shrub, ainahau 33
 Michelia x alba
 paklan, white champak 25, 46, 80
 Microlepis strigosa
 palapalai 163, 174
 milo 18, 19, 25, 45, 80, 168, 169, 170, 189
 moa 161
 mock orange 127, 186
 mondo grass 153
 money tree 127
 monkeypod tree 51, 86, 109
 Montgomery palm 29, 54
 Moreton bay fig 51, 184

Morinda citrifolia
 noni, Indian mulberry 18, 32, 38, 169, 183, 189
 morning glory, beach 174
 mountain apple 45
 mountain apple, ohia ai 45
 mulang, orange champak 25, 45, 80
 Murraya paniculata
 mock orange 127, 186
 Musa acuminata
 maia, banana 37, 169
 Mussaenda erythrophylla 'Dona Trining'
 Dona Trining mussaenda 34, 124
 Mussaenda philippica 'Dona Aurora'
 Dona Aurora mussaenda 34, 124
 Mussaenda x 'Dona Luz'
 Dona Luz mussaenda 34, 124
 Myoporum sandwicense
 naio 127, 161, 173, 186, 187
 Myrsine lessertiana
 kolea 36, 169

N

naio 127, 161, 186, 187
 nanea 161, 173
 nanea (na'ena'e) 161, 173, 187
 nanu (nānū), nau (na'ū) 38, 169, 183
 narra 45
 narrow-leafed ironbark 51, 184
 natal plum 128, 186
 naupaka kahakai, beach naupaka 128, 162, 171, 173
 naupaka kuahiwi 128, 161, 171, 173
 nehe 162, 166, 173, 174, 187
 Nephrolepis exaltata
 kupukupu, native sword fern 160, 173
 Nerium oleander
 oleander 128, 186
 Nesoluma polynesicum
 keahi 35, 168, 183
 Nestegis sandwicensis
 olopuā 39, 169, 183
 niu, coconut 56, 170, 185
 noni, Indian mulberry 18, 38, 169, 183, 189
 Norfolk Island pine 51
 Noronhia emarginata
 Madagascar olive 44, 184
 Nototrichium sandwicense
 kului 126, 160, 171, 173, 186, 187

O

ohai ('ohai) 162, 174, 187
 ohe ('ohe), Hawaiian bamboo 128, 168, 169, 170, 171
 ohe makai ('ohe makai) ... 25, 46, 77, 168, 169, 170, 182, 184, 185
 ohelo ('ōhelo) 162, 163, 174, 187
 ohelo ('ōhelo) kai 162, 174

ohelo (‘ōhelo) papa 163, 174
 ohia lehua (‘ōhi‘a lehua) 20, 38, 168, 169

O

‘ōhi‘a‘ai ,mountain apple 169
 olapa (‘ōlapa) 20, 38, 78, 168, 169, 170
 oleander 128, 186
 olena (‘ōlena), tumeric..... 163, 174
 olopua 39, 169, 183
 Ophiopogon japonicus
 mondo grass 153
 oriental arborvitae 39
 Osteomeles anthyllidifolia
 ulei 130, 164, 171, 174, 186, 187
 Osteospermum fruticosum
 trailing African daisy 155
 Oatea acuminata
 Mexican weeping bamboo 127

P

Pachira aquatica
 Malabar chestnut 37
 paklan, white champak 25, 46, 80
 palapalai 163, 174
 palm iii, 17, 31, 95, 97, 102, 110, 117, 118
 pamakani mahu (pāmakani māhū) 163, 174
 panax 128
 Pandanus tectorius
 hala, pandanus 43, 48, 131, 167, 169
 Pandanus tectorius 'Baptistii'
 variegated pandanus 48, 131
 papala kepau (pāpala kēpau) 39, 46, 169
 papala kepau, aulu (pāpala kēpau, āulu) 39, 46, 169
 parsley panax 128
 partridge wood 20, 39
 Paspalum conjugatum
 Hilograss 147
 Paspalum vaginatum
 seashore paspalum 139, 147, 148
 Paspalum vaginatum 'Sea Spray'
 Sea Spray seashore paspalum 147
 pauohiika (pā‘ūohi‘iaka) 163, 174, 187
 Pelargonium peltatum
 ivy-leaf geranium 152
 Peltophorum pterocarpum
 yellow poinciana 52, 84, 184, 185
 Pennisetum clandestinum 'AZ-1'
 AZ-1 Kikuyugrass 147
 Pennisetum clandestinum 'Whittet'
 Whittet Kikuyugrass 148
 Peperomia leptostachya
 alaala wai nui, Hawaiian peperomia 156, 171, 186
 Peperomia obtusifolia
 baby rubber plant 151

Peucedanum sandwicense
 makou 161, 173
 pheasant wood, kassod tree 51, 85
 Phoenix roebelinii
 dwarf date palm 53
 Phyllanthus distichus
 pamakani mahu 163, 174
 Phymatosorus scolopendria
 lauae fern 152
 pia (pi‘a), arrowroot 163, 174
 pia (pi‘a), yam 163, 174
 Pilea microphylla
 artillery plant 151
 Pinanga kuhlii
 ivory cane palm 53
 pink honeysuckle 153
 pink shower tree, coral shower tree 51, 184
 pink tecoma 8, 25, 46, 81, 109, 182, 184, 185
 pink trumpet tree 26, 46, 81
 pink/white shower tree 26, 46
 Pinus elliotii
 slash pine 52
 Piper methysticum
 awa 33, 168
 Pipturus albidus
 mamaki, Hawaiian tea 161, 173
 Pisonia brunoniana
 papala kepau 39, 169
 Pisonia sandwicensis
 papala kepau, aulu 39, 169
 Pisonia umbellifera
 papala kepau, aulu 46, 169
 pittosporum 128, 186
 Pittosporum hosmeri
 hoawa 35, 168
 Pittosporum tobira
 pittosporum 128, 186
 Platycladus orientalis
 oriental arborvitae 39
 Plectranthus australis
 creeping Charlie, Swedish ivy 151
 Pleomele auwahiensis
 hala pepe 35, 168, 183
 plumbago 129
 Plumbago auriculata
 plumbago 129
 Plumbago zeylanica
 iliee 159, 172, 187
 plumeria 8, 39, 183
 Plumeria obtusa
 Singapore plumeria 40
 Plumeria rubra
 plumeria, frangipani 39, 183
 plumeria, frangipani 39, 183
 Podocarpus elatus
 brown pine 23, 42
 podocarpus, African fern pine 26, 46, 129
 pohinahina (pōhinahina), beach vitex 129, 163, 171, 174

pohuehue (pohuehue), beach morning glory 163, 174
 Polyalthia longifolia
 mast tree 127
 Polyscias fructicosa
 parsley panax 128
 Polyscias guilfoylei
 panax 128
 popolo, beach solanum 164, 174, 187
 Portulaca lutea
 ihi 158, 172
 Portulaca molokiniensis
 ihi 159, 172, 187
 Posoqueria latifolia
 tree jasmine, needle flower tree 22, 41
 Potentilla verna
 spring cinquefoil 154
 pride of Burma, amherstia 46, 81
 princess palm 29, 55
 Pritchardia arecina
 golden loulou (E. Maui) 29, 54, 168, 170, 213
 Pritchardia glabrata
 drawf-loulou (W. Maui) 53, 170
 Pritchardia hillebrandii
 loulou, loulou-lelo (Molokai) 28, 53, 168, 170, 199
 Pritchardia pacifica
 Fiji/Tonga fan palm 28, 29, 54
 Pritchardia thurstonii
 Thurston/Fiji fan palm 28, 30, 55
 prostrate gardenia 153
 prostrate natal plum 154
 Pseuderanthemum carruthersii
 false eranthemum 124
 Pseudobombax ellipticum
 shaving brush tree 52, 84, 184, 185
 Psilotum nudum
 moa 161, 173
 Psydrax odorata
 alahee 33, 122, 168, 170, 183, 186
 Pterocarpus indicus
 narra 45
 Pterocarpus rohrii
 Mexican pterocarpus 38
 Ptychosperma elegans
 solitaire palm 28, 53
 pua kala, Hawaiian poppy 164, 174, 187
 pua kenikeni 39
 pualoalo (pua'aloalo), kokio (koki'o), ulaula ('ula'ula) 129, 164, 171
 pukiawe (pukiawe) 164, 174, 187

Q

queen palm 29, 55, 182, 184
 Queensland kauri 51

R

rain of gold 129
 rainbow eucalyptus, mindanao gum 51
 rainbow shower tree 26, 46, 83, 109
 Rauvolfia sandwicensis
 hao 35, 75, 168, 170, 182, 183, 185
 Ravenala madagascariensis
 traveler's tree 47
 Ravena rivularis
 majesty palm 56
 red bottlebrush, crimson bottlebrush 21, 39, 182, 183
 red ginger 129
 red ironbark 51, 184
 red ixora 129
 red saraca 26, 47, 81
 red sealing wax palm 53
 Reynoldsia sandwicensis
 ohe makai 25, 46, 77, 168, 169, 170, 182, 184, 185
 Rhaps excelsa
 bamboo palm, lady palm 122
 Rhodesian wisteria 21, 39, 75, 182, 183, 185
 rondeletia 40, 129
 Rondeletia odorata
 rondeletia 40, 129
 rose of sharon 130
 rose-flowered jatropa 40, 183
 rouge puff 26, 47, 81
 round-leafed moort 21, 40, 182, 183
 royal poinciana 8, 47, 85, 109, 184, 185, 199
 Roystonea oleracea
 Caribbee royal palm, cabbage palm 56
 Roystonea regia
 Cuban royal palm 56, 209, 210
 ruellia 154
 Ruellia caroliniensis
 ruellia 154
 Russelia equisetifolia
 firecracker plant, coral plant 152

S

Saccharum officinarum
 ko, sugar cane 125, 170
 Sadang palm 30, 55
 Samanea saman
 monkeypod tree 51, 86, 109, 110, 199, 209, 210, 212
 Santalum ellipticum
 iliahii 159, 172, 187
 Sapindus saponaria
 manele, soapberry 45, 169
 Saraca asoca
 sorrowless tree, asoka 26, 47, 81
 Saraca declinata
 red saraca 26, 47, 81
 Saraca indica
 shasoka tree 26, 47, 81

Saraca thaipingensis
 yellow saraca 27, 48, 82
 sausage tree 47
Saxifraga sarmentosa
 strawberry geranium 154
Scaevola chamissoniana
 naupaka kuahiwi 128, 161, 171, 173
Scaevola coriacea
 creeping naupaka 158, 172, 186
Scaevola gaudichaudii
 yellow naupaka 164
Scaevola sericea
 naupaka kahakai, beach naupaka 128, 162, 171, 173
 scarlet pear gum 21, 40, 182, 183
Schefflera arboricola
 dwarf brassia, dwarf umbrella 124
Schiedea globosa
 maolioli 160, 173
Schizostachyum glaucifolium
 ohe, Hawaiian bamboo 128, 171
Scotia brachypetala
 tree fuchsia, schotia 21, 41, 76, 182, 183, 185
 sea grape 21, 40, 130, 182, 183, 186
 Sea Spray seashore paspalum 147
Seaforthia palm 56
 seashore paspalum 148
Senna gaudichaudii
 kolomona 126, 160, 170, 172, 186, 187
Senna siamea
 pheasant wood, kassod tree 51, 85
Senna surattensis
 kolomona, scrambled eggs 36, 126, 183, 186
Sesbania tomentosa
 ohai 162, 174, 187
Sesuvium portulacastrum
 akulikuli, sea purslane 156, 171
 shampoo ginger 172
 shasoka tree 26, 47, 81
 shaving brush tree 52, 84, 184, 185
 shower tree 23, 42, 83
 shrimp plant 154
Sida fallax
 ilima papa 159, 172, 187
 silver bush 40
 silver dollar eucalyptus 26, 47, 81, 182, 184, 185
 silver thatch palm 30, 55, 182, 184
 silver trumpet 21, 40, 78
 Singapore plumeria 40
 slash pine 52
 snowbush 130
Solanum nelsonii
 popolo, beach solanum 164, 174, 187
 solitaire palm 28, 53
Sophora chrysophylla
 mamane 38, 169
Sophora tomentosa
 silver bush 40
 sorrowless tree, asoka 26, 47, 81

Spathiphyllum wallisii
 spathiphyllum, white flag 154
 spathiphyllum, white flag 154
 spider lily 130, 186
 spider plant 154
Sporobolus virginicus
 akiaki 156, 171
 spring cinquefoil 154
St. Augustinegrass 148
 star jasmine 154
Stemmadenia litoralis
 lechoso 20, 37, 75
Stenotaphrum secundatum
 St. Augustinegrass 148
 stiff bottlebrush 40, 183
 strawberry geranium 154
Styphelia tameiameia
 pukiawe 164, 174, 187
 sweet potato 174
Swietenia mahagoni
 mahogany 25, 45, 80
Syagrus romanzoffiana
 queen palm 29, 55, 182, 184
Syzygium malaccense
 mountain apple, ohia ai 45, 169

T

Tabebuia aurea
 silver trumpet 21, 40, 78
Tabebuia berteroi
 Hispaniolan rosy trumpet tree 24, 43, 77
Tabebuia donnell-smithii
 gold tree, primavera 50, 83, 184, 185
Tabebuia heterophylla
 pink tecoma 25, 46, 81, 109, 110, 182, 184, 185
Tabebuia impetiginosa
 lavender trumpet 19, 37, 75, 182, 185
Tabebuia ochracea
 yellow trumpet tree 27, 48, 83, 182, 184, 185
Tabebuia rosea
 pink trumpet tree 26, 46, 81
Tabernaemontana divaricata
 crepe jasmine, paper gardenia 34, 123
Tacca leontopetaloides
 pia, arrowroot 163, 174
Talipariti tiliaceum
 hau 125, 131, 170
Talipariti tiliaceum f. variegata
 variegated hau 131
 tamarind 52, 184
Tamarindus indica
 tamarind 52, 184
 teak 52
Tectona grandis
 teak 52
Terminalia catappa
 tropical almond, false kamani 52, 184

Theobroma cacao 33
 cacao..... 33
 Thespesia grandiflora
 maga 25, 45, 80, 182, 184, 185
 Thespesia populnea
 milo..... 18, 25, 32, 45, 80, 168, 169, 170, 189
 thrinax palm, pea berry palm..... 28, 53
 Thrinax parviflora
 thrinax palm, pea berry palm 28, 53
 Thunbergia erecta
 bush thunbergia..... 122
 Thurston/Fiji fan palm..... 28, 30, 55
 tiare, Tahitian gardenia..... 40, 130
 tidy blue 21, 41, 78, 182, 183, 185
 Tifdwarf Bermudagrass..... 148
 Tifgreen Bermudagrass, Tifton 328..... 148
 Tifway Bermudagrass, tifton 419..... 148
 tipa 27, 47, 82, 182, 184, 185
 Tipuana tipu
 tipa..... 27, 47, 82, 182, 184, 185
 Tournefortia argentea
 beach heliotrope, tahinu 19, 33, 182, 183
 Trachelospermum jasminoides
 Confederate jasmine, maile haole..... 151
 trailing African daisy 155
 trailing gazania 155
 tree fuchsia, schotia..... 21, 41, 76, 182, 183, 185
 tree gardenia, starry gardenia 22, 41, 76
 tree jasmine, needle flower tree 22, 41
 triangle palm..... 30, 55
 tropic coral..... 48, 130
 tropical almond, false kamani..... 52, 184
 tulipwood..... 27, 48, 78
 turmeric 174

U

uala ('uala), sweet potato 164, 174
 uhi, yam 164
 ukiuki ('uki'uki)..... 164, 174
 ulei ('ūlei) 130, 164, 171, 174, 186, 187
 ulu ('ulu), breadfruit..... 52, 170

V

Vaccinium reticulatum
 ohelo..... 162, 174, 187
 variegated hau 131
 variegated pandanus 48, 131
 Veitchia joannis
 Joannis palm, Fiji ivory palm 29, 54
 Veitchia merrillii
 Manila palm..... 28, 53
 Veitchia montgomeryana
 Montgomery palm 29, 54
 Veitchia winin
 Winin palm 30, 55

Vigna marina
 nanea 161, 173
 vinegar tree, brush box, Brisbane box 52
 Vitex rotundifolia
 pohinahina, beach vitex..... 129, 163, 171, 174

W

Waipahu fig 155
 wauke..... 131, 171
 weeping banyan..... 52, 86, 184, 186
 weeping bottlebrush 48
 white orchid tree 27, 48, 82
 Whittet Kikuyugrass..... 148
 Wikstroemia uva-ursi
 akia 122, 156, 170, 171, 186
 wiliwili 48, 169, 184
 Winin palm..... 30, 55
 Wodyetia bifurcata
 foxtail palm 29, 54

Y

yam 174
 yellow bauhinia 22, 41, 76
 yellow geiger, Peruvian cordia 22, 41, 76
 yellow jasmine 131
 yellow naupaka 164, 174
 yellow poinciana 52, 84, 184, 185
 yellow saraca..... 27, 48, 82
 yellow trumpet tree 27, 48, 83, 182, 184, 185
 yesterday, today, and tomorrow 41, 131
 yokewood 27, 48, 82

Z

Z-3 zoysiagrass 148
 Zingiber zerumbet
 awapuhi, shampoo ginger 157, 172
 Zoysia japonica 'Meyer'
 Meyer zoysiagrass..... 147
 Zoysia japonica x Z. matrella 'Z-3'
 Z-3 zoysiagrass..... 148
 Zoysia japonica x Z. tenuifolia 'Emerald'
 Emerald zoysiagrass..... 147
 Zoysia matrella
 Manilagrass..... 147
 Zoysia tenuifolia
 Mascarenegrass, Japanese templegrass..... 147